



US00D377482S

# United States Patent [19] Geck

[11] Patent Number: **Des. 377,482**

[45] Date of Patent: **\*\*Jan. 21, 1997**

[54] ENCLOSURE FOR A DISK DRIVE

[75] Inventor: **Friedrich G. Geck**, Tinton Falls, N.J.

[73] Assignee: **ECCS, Inc.**, Tinton Falls, N.J.

[\*\*] Term: **14 Years**

[21] Appl. No.: **46,361**

[22] Filed: **Nov. 13, 1995**

[52] U.S. Cl. .... **D14/109**

[58] Field of Search ..... D14/100, 102,  
D14/107-109; D13/162, 184, 199; D6/432,  
436, 445, 448; 312/208.1; 360/97.01, 97.04,  
98.01, 99.01, 99.12; 361/694, 696

[56] **References Cited**

**U.S. PATENT DOCUMENTS**

- D. 360,409 7/1995 Alo, Jr. et al. .... D14/102
- D. 362,238 9/1995 Alo, Jr. et al. .... D14/102

*Primary Examiner*—Freda Nunn  
*Attorney, Agent, or Firm*—Michaelson & Wallace; John C. Pokotylo; Peter L. Michaelson

[57] **CLAIM**

The ornamental design for an enclosure for a disk drive, as shown and described.

**DESCRIPTION**

FIG. 1 is a front perspective view of an enclosure for a disk drive according to the teachings of the present invention; FIG. 2 is a front view of the enclosure for a disk drive; FIG. 3 is a rear view of the enclosure for a disk drive; FIG. 4 is a top view of the enclosure for a disk drive; FIG. 5 is a bottom view of the enclosure for a disk drive; FIG. 6 is a right side view of the enclosure for a disk drive; and, FIG. 7 is a left side view of the enclosure for a disk drive.

**1 Claim, 3 Drawing Sheets**

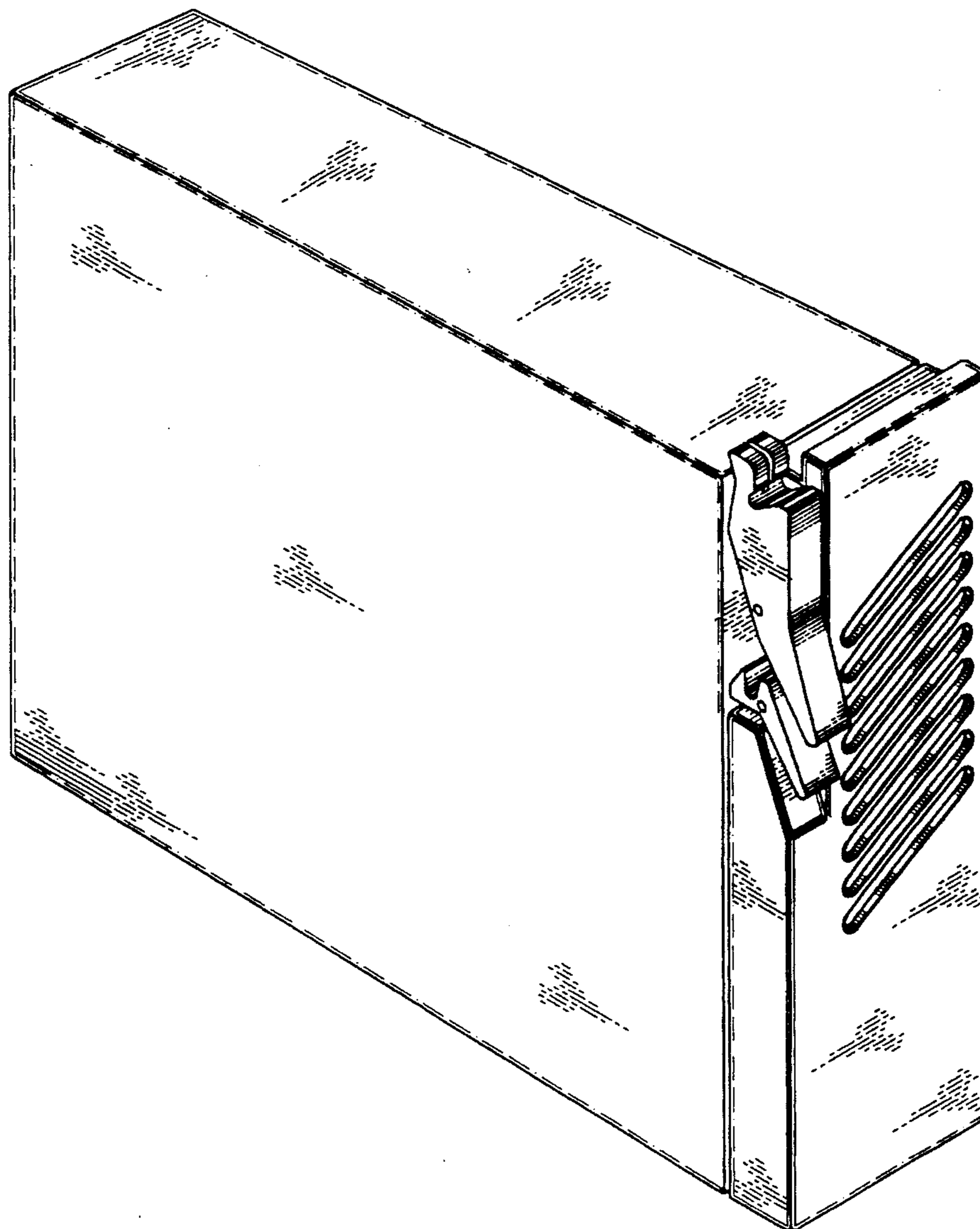
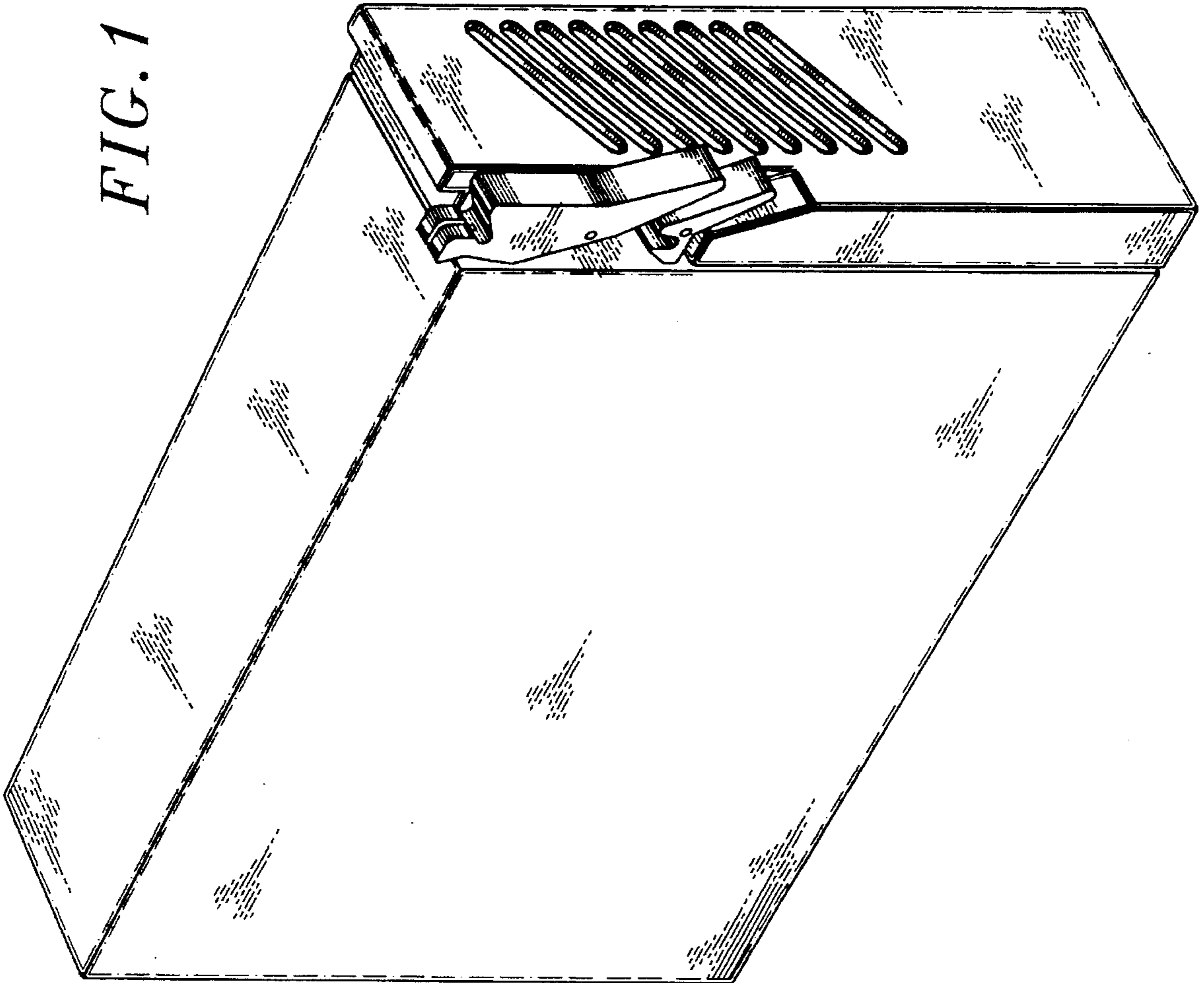
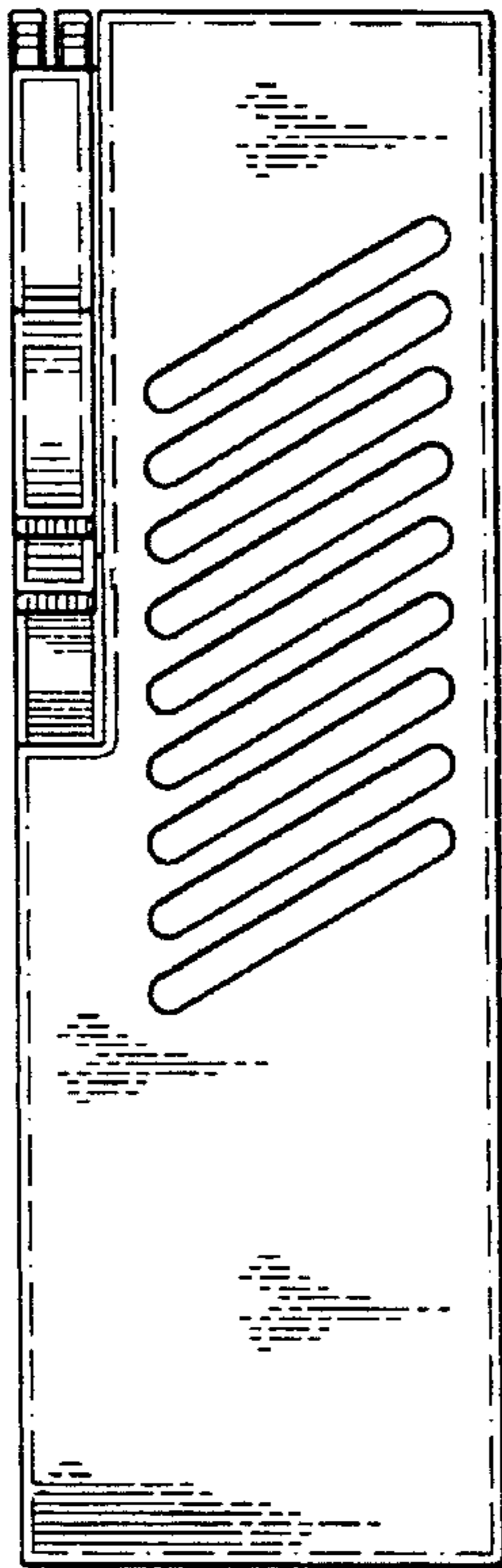



FIG. 1




*FIG. 2*



*FIG. 3*



*FIG. 4*



*FIG. 5*




FIG. 6

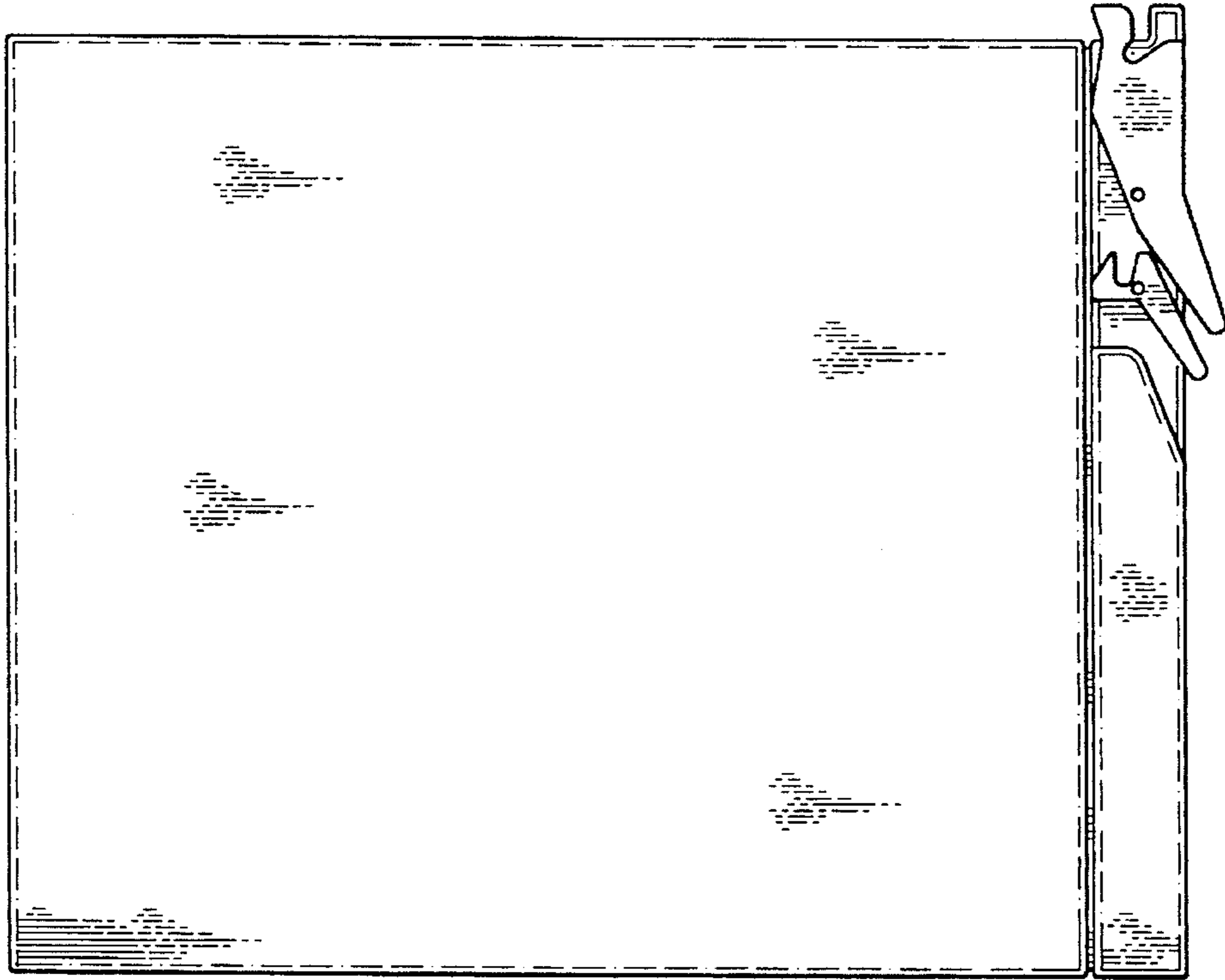


FIG. 7

