



US00D377476S

# United States Patent [19]

[11] **Patent Number: Des. 377,476**

**Ljunggren et al.**

[45] **Date of Patent: \*\*Jan. 21, 1997**

[54] **ARMREST WITH A SIDE STICK CONTROL FOR CONSTRUCTION VEHICLES AND TRUCKS**

D. 356,530	3/1995	Bee et al. ....	D12/131
D. 357,653	4/1995	Kruse .....	D12/131
4,809,804	3/1989	Houston et al. ....	D12/131
4,961,610	10/1990	Reeder et al. ....	297/411.35
5,458,399	10/1995	Gezuri et al. ....	297/411.2

[75] Inventors: **Inese Ljunggren**, Hammarvägen;  
**Jonny Lindblom**, Bolmörtsvägen;  
**Johnny Johansson**, Hallernavägen;  
**HäKan Pettersson**, Smedjega, all of Sweden

*Primary Examiner*—Melody N. Brown  
*Attorney, Agent, or Firm*—Young & Thompson

[73] Assignee: **Volvo Wheel Loaders AB**, Eskilstuda, Sweden

[57] **CLAIM**

The ornamental design for an armrest with a side stick control for construction vehicles and trucks, as shown.

[\*\*] Term: **14 Years**

**DESCRIPTION**

[21] Appl. No.: **45,141**

FIG. 1 is a perspective view of an armrest with a side stick control for construction vehicles and trucks, showing our new design;

[22] Filed: **Oct. 10, 1995**

FIG. 2 is a top plan view thereof;

[30] **Foreign Application Priority Data**

Apr. 7, 1995 [SE] Sweden ..... 95-0741

FIG. 3 is a bottom plan view thereof;

[52] **U.S. Cl.** ..... **D12/421**

FIG. 4 is a right side elevational view thereof;

[58] **Field of Search** ..... D12/421, 131,  
D12/128; D6/500, 501; 297/411.1, 411.2,  
DIG. 4, DIG. 4, 411.31, 411.32, 411.35,  
411.39; 296/153

FIG. 5 is a left side elevational view thereof;

[56] **References Cited**


FIG. 6 is a rear elevational view thereof; and,

FIG. 7 is front elevational view thereof.

**U.S. PATENT DOCUMENTS**

D. 316,063 4/1991 Michel ..... D12/131

**1 Claim, 4 Drawing Sheets**






FIG. 1




FIG. 2




FIG. 3




FIG. 4




FIG. 5




FIG. 6




FIG. 7