



US00D377472S

United States Patent [19]
Perry

[11] **Patent Number: Des. 377,472**

[45] **Date of Patent: **Jan. 21, 1997**

[54] **COMBINED AUTOMOTIVE TRUNK AND TRUCK BED PROTECTOR**

[76] Inventor: **James P. Perry**, 2004 Bobby Jones, El Paso, Tex. 79936

[**] Term: **14 Years**

[21] Appl. No.: **48,349**

[22] Filed: **Dec. 26, 1995**

[52] U.S. Cl. **D12/221**

[58] Field of Search **D12/221, 401; 428/100; 296/39.1-39.3; 280/770**

[56] **References Cited**

U.S. PATENT DOCUMENTS

D. 298,817	12/1988	Hamilton	D12/221
D. 333,645	3/1993	Tyler	D12/221
D. 335,849	5/1993	Hamilton	D12/401
D. 347,417	5/1994	Hamilton	D12/221
5,290,618	3/1994	Olson	428/100

Primary Examiner—A. Hugo Word

Assistant Examiner—M. Brown

[57] **CLAIM**

The ornamental design for a combined automotive trunk and truck bed protector, as shown and described.

DESCRIPTION

FIG. 1 is a perspective view of an automotive trunk and truck bed protector showing my new design with one end in bent condition;

FIG. 2 is a top plan view;

FIG. 3 is a left-side elevational view, the right side elevational view being the same;

FIG. 4 is a front elevational view;

FIG. 5 is a bottom plan view; and,

FIG. 6 is a rear elevational view.

The criss cross lines shown in FIGS. 1, 2 and 6 represent stitching and the letters shown in broken lines in FIG. 2 are for illustrative purposes only and form no part of the claimed design.

1 Claim, 2 Drawing Sheets

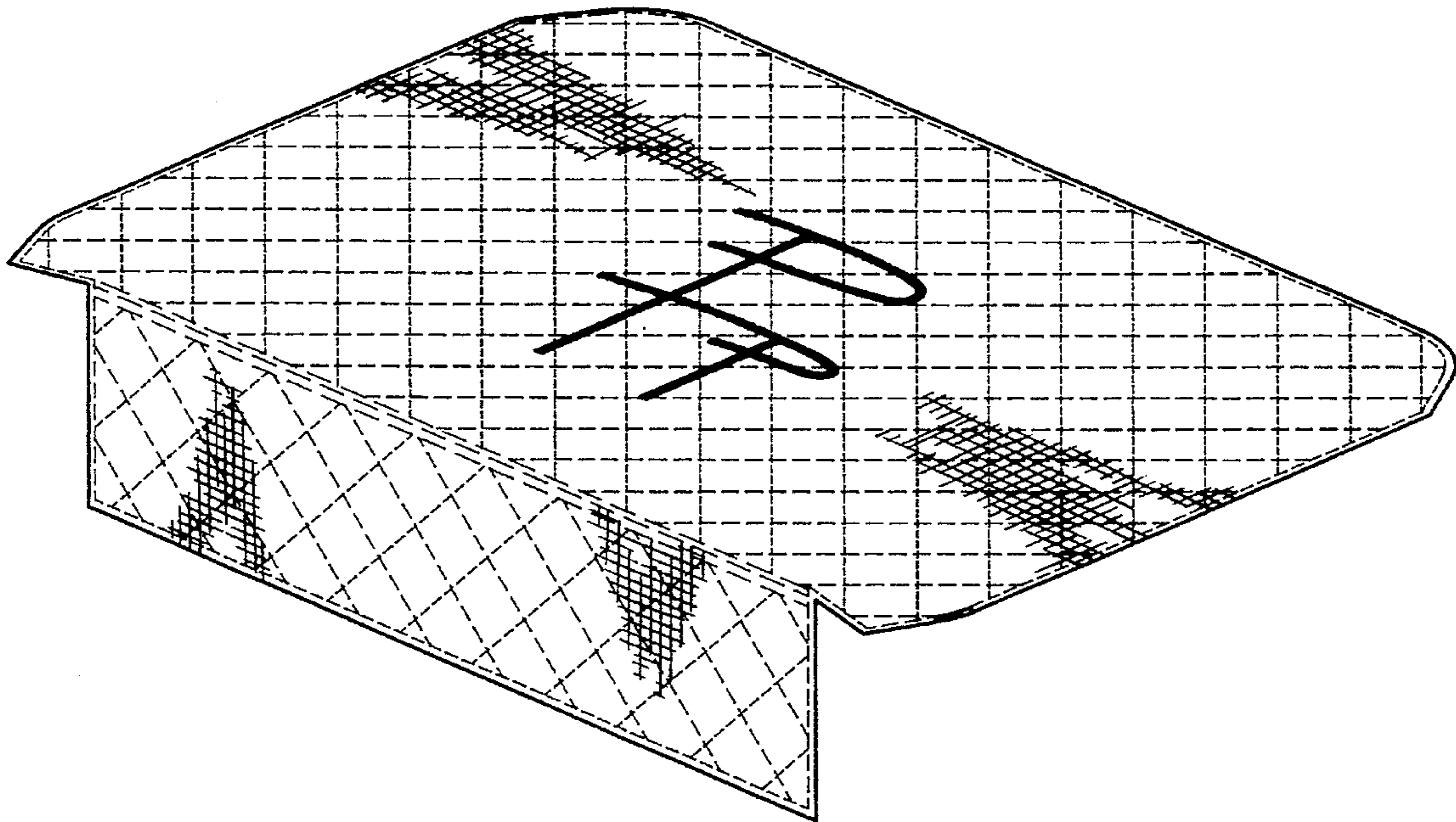


FIG. 1

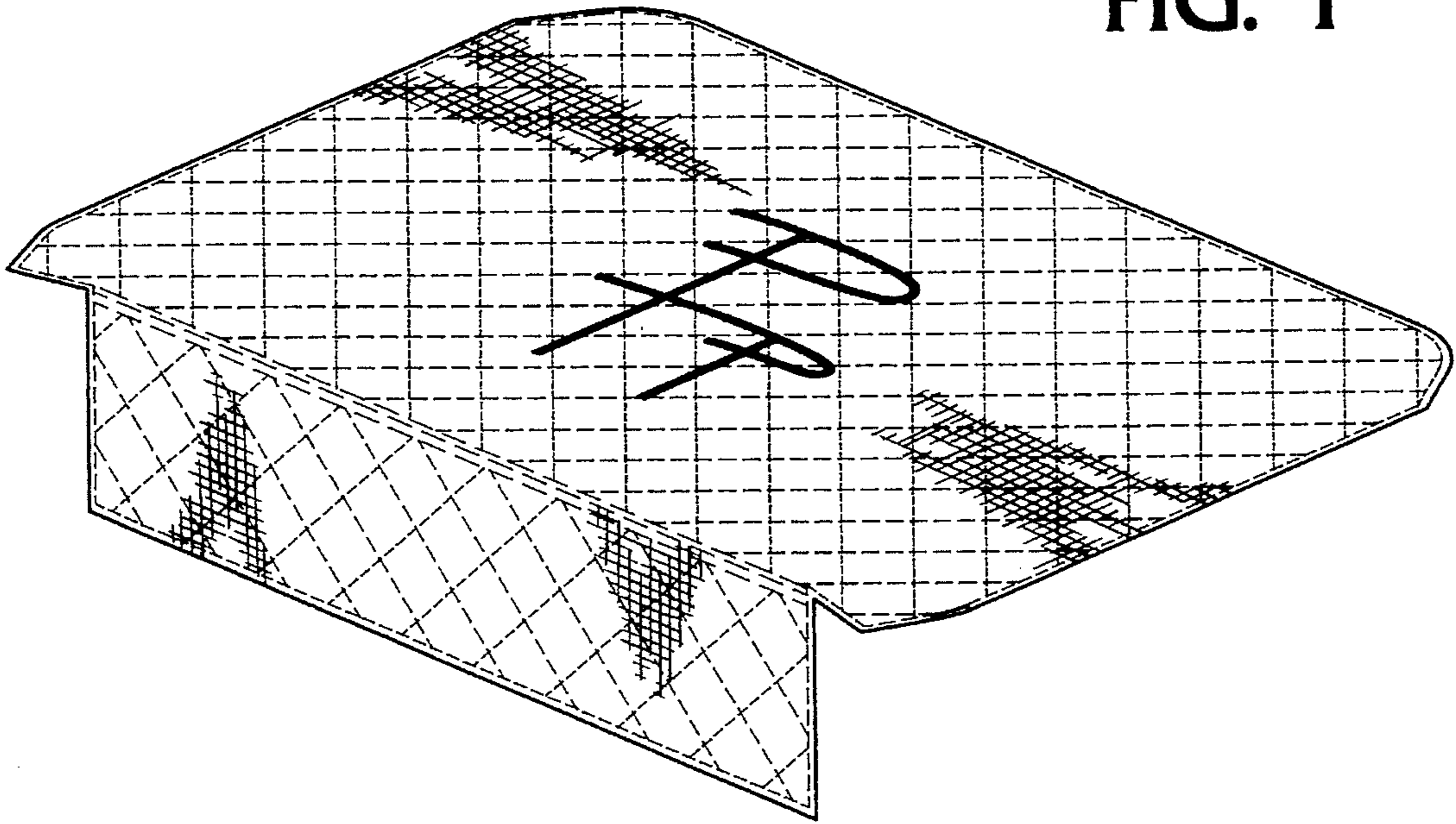


FIG. 2

FIG. 3




FIG. 4




FIG. 5

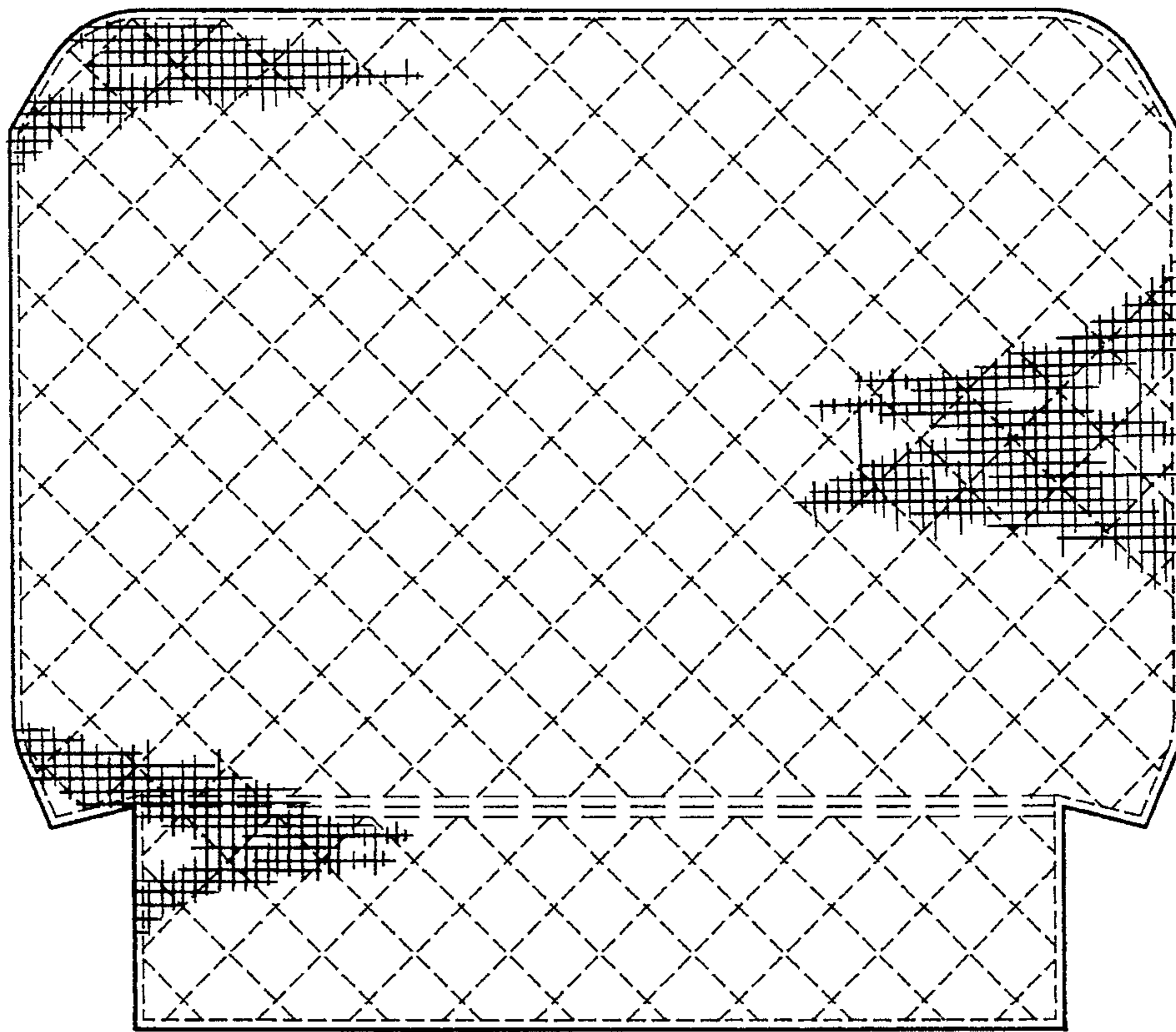


FIG. 6

