



US00D377469S

United States Patent [19]

[11] Patent Number: **Des. 377,469**

Howlett

[45] Date of Patent: ****Jan. 21, 1997**

[54] LIFT FLANGE

FOREIGN PATENT DOCUMENTS

[76] Inventor: **Gary L. Howlett**, T.S. Engineering,
P.O. Box 439, Paris, Ky. 40362

3534939 4/1987 Germany .
4106522 9/1992 Germany .

[**] Term: **14 Years**

Primary Examiner—Melody N. Brown
Attorney, Agent, or Firm—Richard C. Litman

[21] Appl. No.: **43,899**

[57] CLAIM

[22] Filed: **Sep. 14, 1995**

The ornamental design for a lift flange, as shown and described.

[52] U.S. Cl. **D12/169**

[58] Field of Search D12/169, 167,
D12/190; 293/102, 117, 128; 296/191;
280/847-850; 428/31

DESCRIPTION

[56] References Cited

U.S. PATENT DOCUMENTS


D. 238,773	2/1976	Cline	D12/169
D. 280,891	10/1985	Belsky et al.	D12/169
D. 320,186	9/1991	Ichinose	D12/169
D. 327,045	6/1992	Levine	D12/169
D. 330,880	10/1992	Lively	D12/169
D. 340,901	11/1993	Smith et al.	D12/169
843,072	2/1907	Collier	280/847
1,470,244	10/1923	Piper	280/847
3,058,757	10/1962	Sullivan	280/847
3,838,881	10/1974	Hill	296/191
4,402,537	9/1983	Gallitzendörfer et al.	293/149
4,653,795	3/1987	Söderberg	296/191
4,950,010	8/1990	Denny	293/117
5,295,726	3/1994	Carter et al.	296/191
5,409,746	4/1995	Mimura	428/31

FIG. 1 is an environmental view of a lift flange on a vehicle showing my new design;
FIG. 2 is a front elevational view thereof;
FIG. 3 is a rear elevational view thereof;
FIG. 4 is a top view thereof;
FIG. 5 is a bottom view thereof; and,
FIG. 6 is a right side elevational view with the left side being a mirror image thereof.

The broken line showing of the vehicle in FIG. 1 is for illustrative purposes only to show the appearance of a vehicle both with and without the flange and forms no part of the claimed design.

The broken line showing of the washers, nuts, and bolts in FIGS. 4, 5, and 6 is for illustrative purposes only and forms no part of the claimed design.

1 Claim, 2 Drawing Sheets



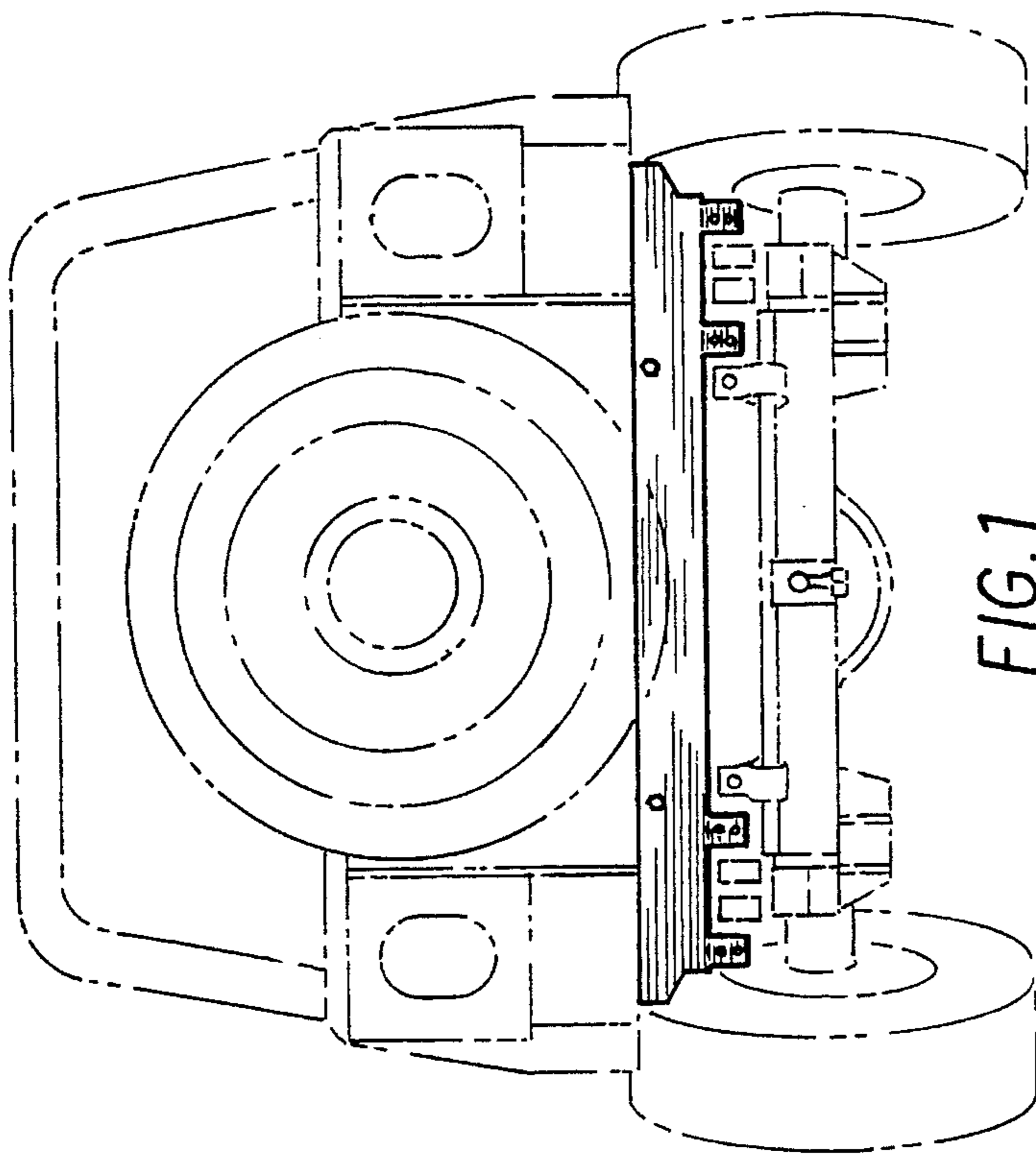


FIG. 1

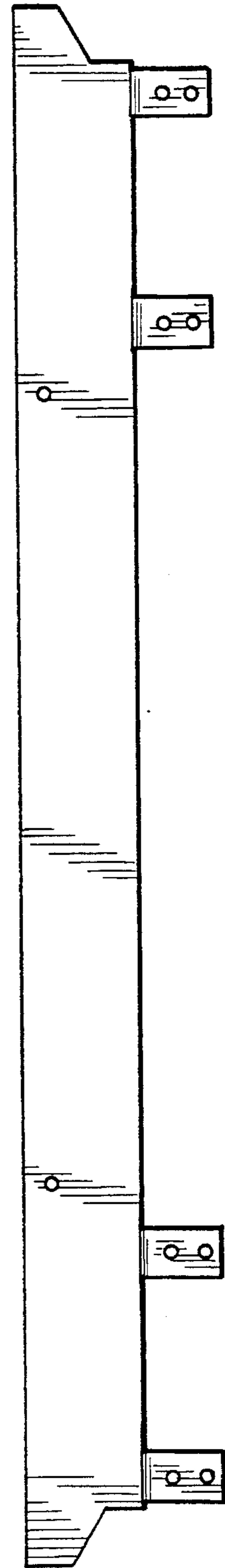


FIG. 2

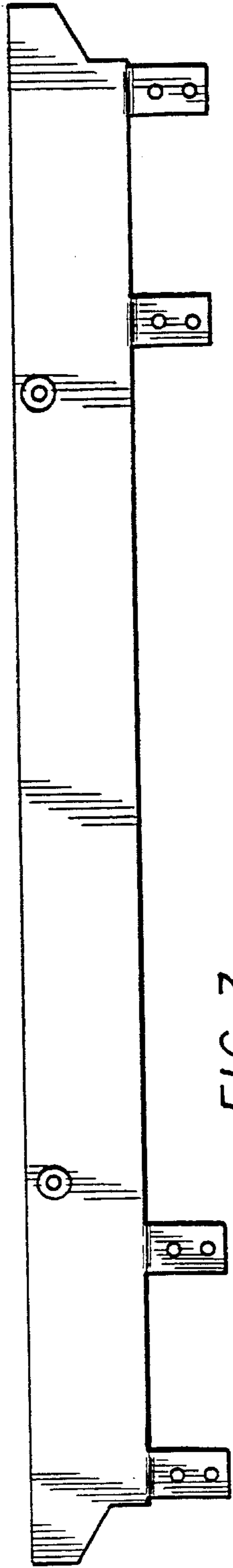


FIG. 3




FIG. 4

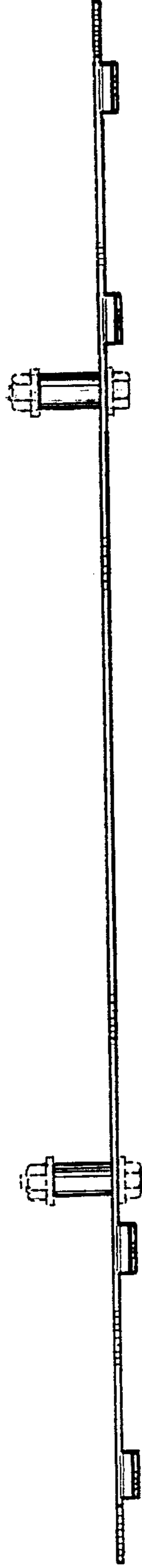


FIG. 5

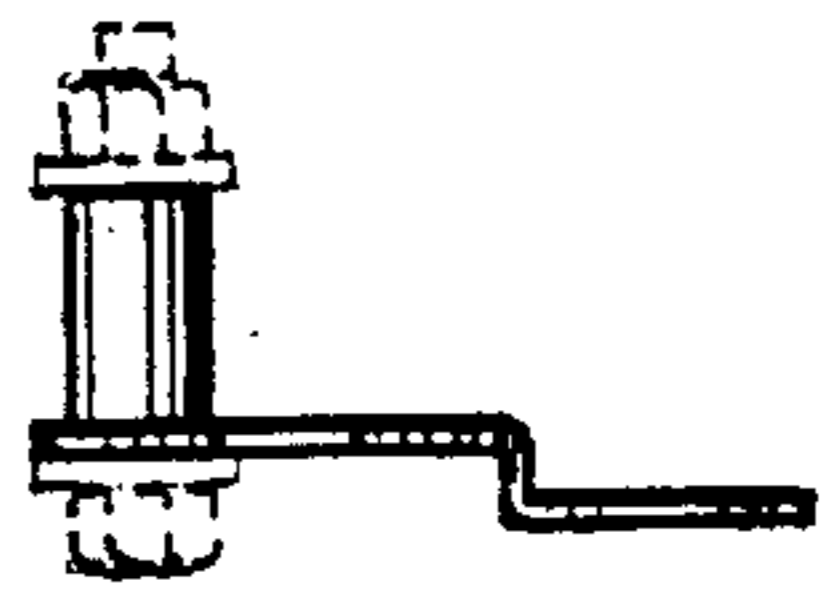


FIG. 6