



US00D377455S

United States Patent [19]

Burchard et al.

[11] Patent Number: **Des. 377,455**

[45] Date of Patent: ****Jan. 21, 1997**

[54] **AUTOMATIC SAMPLE TESTING MACHINE**

[75] Inventors: **Thomas Burchard**, Winchester; **Gregg Flender**, Quincy, both of Mass.; **Ron Robinson**, Bridgeton, Mo.

[73] Assignee: **bioMérieux Vitek, Inc.**, Hazelwood, Mo.

[**] Term: **14 Years**

[21] Appl. No.: **50,396**

[22] Filed: **Feb. 16, 1996**

[52] U.S. Cl. **D10/81**; D24/232; D24/169

[58] Field of Search D10/81; D24/169, D24/232; 422/50, 63-68; 436/43, 48

[56] **References Cited**

U.S. PATENT DOCUMENTS

D. 319,307	8/1991	Sakagami et al.	D24/169 X
D. 349,861	8/1994	Kanewske et al.	D10/81
D. 358,105	5/1995	Joyce	D10/81
3,883,305	5/1975	Hoskins et al.	422/65
4,626,684	12/1986	Landa	250/328
5,147,610	9/1992	Watanabe et al.	422/64
5,182,083	1/1993	Barker et al.	422/63
5,232,665	8/1993	Burkovich et al.	422/65
5,343,770	9/1994	Seidoh et al.	422/64 X
5,358,691	10/1994	Clark et al.	422/64
5,374,395	12/1994	Robinson et al.	422/64

OTHER PUBLICATIONS

BioMérieux Vitek, Inc., Brochure—Vitek® System (1995).

Primary Examiner—Antoine Duval Davis
Attorney, Agent, or Firm—Banner & Witcoff, Ltd.

[57] **CLAIM**

The ornamental design for an automatic sample testing machine, as shown and described.

DESCRIPTION

FIG. 1 is a perspective view of the design; FIG. 2 is a front elevational view thereof; FIG. 3 is a side elevational view of the machine as seen from the left hand side of the machine in FIG. 2; FIG. 4 is a side elevational view of the machine as seen from the right hand side of the machine in FIG. 2; FIG. 5 is a top plan view thereof; FIG. 6 is a perspective view of an alternative embodiment of the design; and, FIG. 7 is a front elevational view of the alternative embodiment of FIG. 6. FIGS. 3-5 also illustrate the side and top views of the alternative embodiment of FIGS. 6 and 7. The rear and bottom sides of the machine are not ornamented.

1 Claim, 5 Drawing Sheets




FIG. 1




FIG. 2

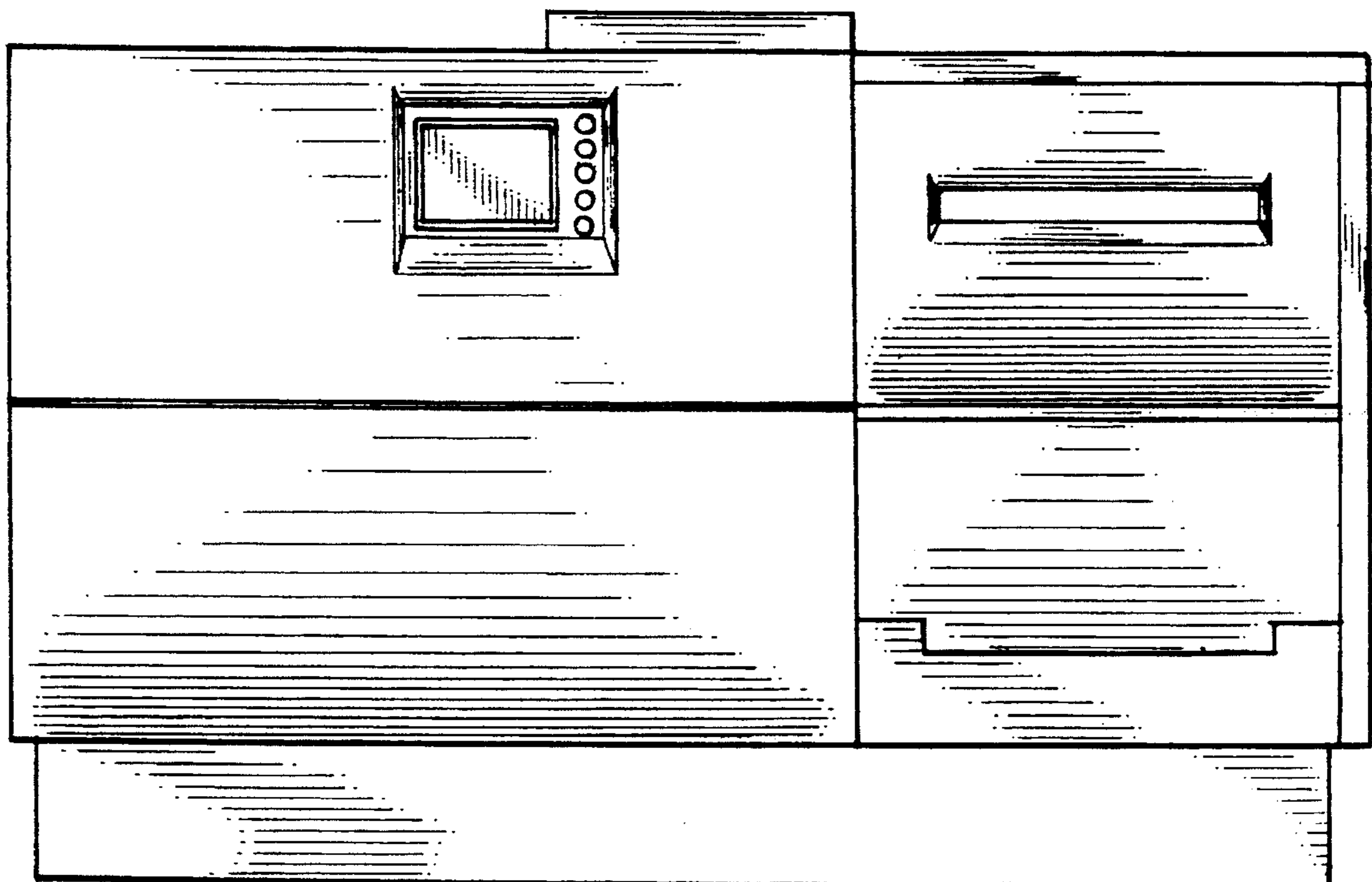


FIG.3

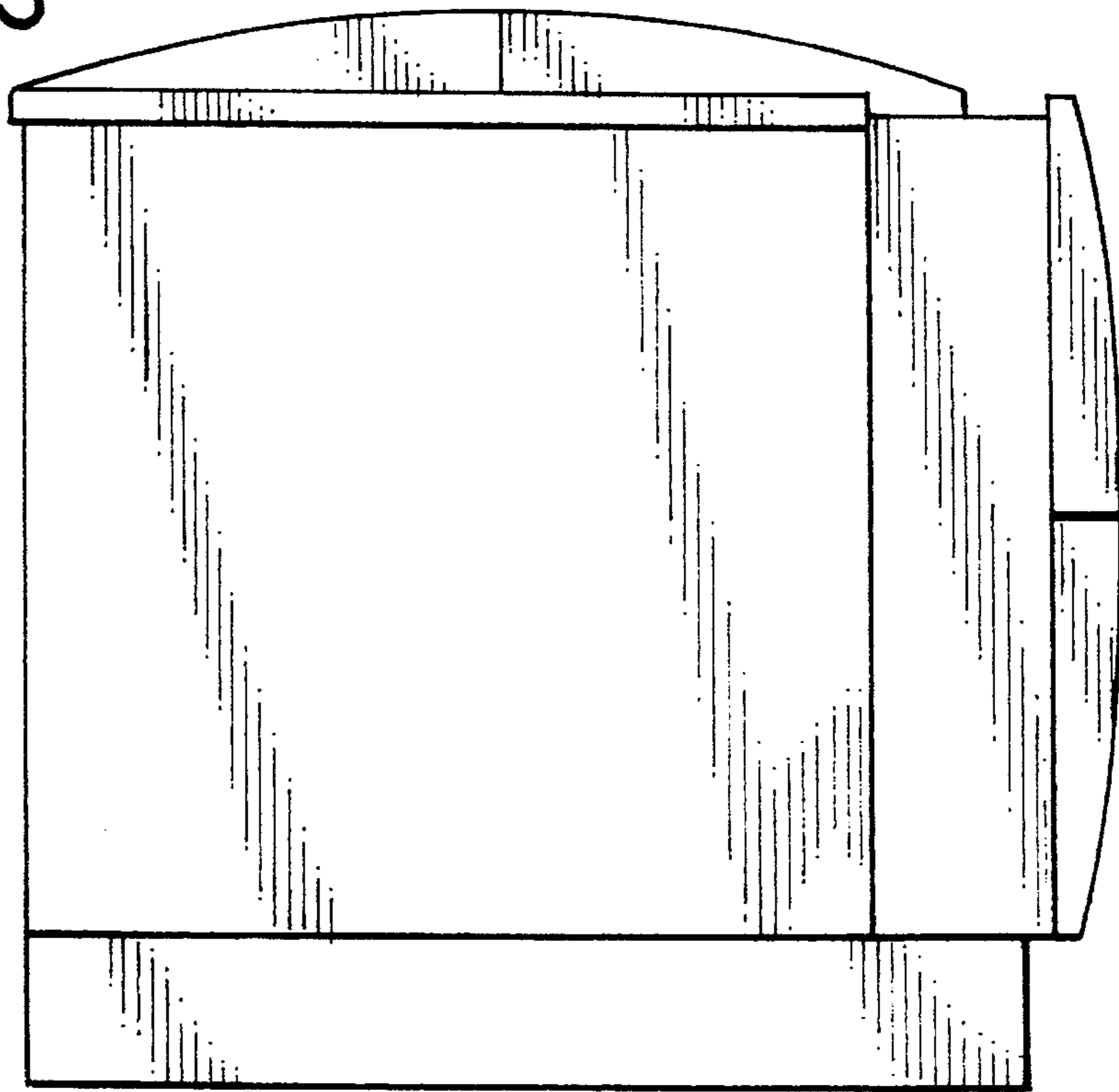


FIG.4

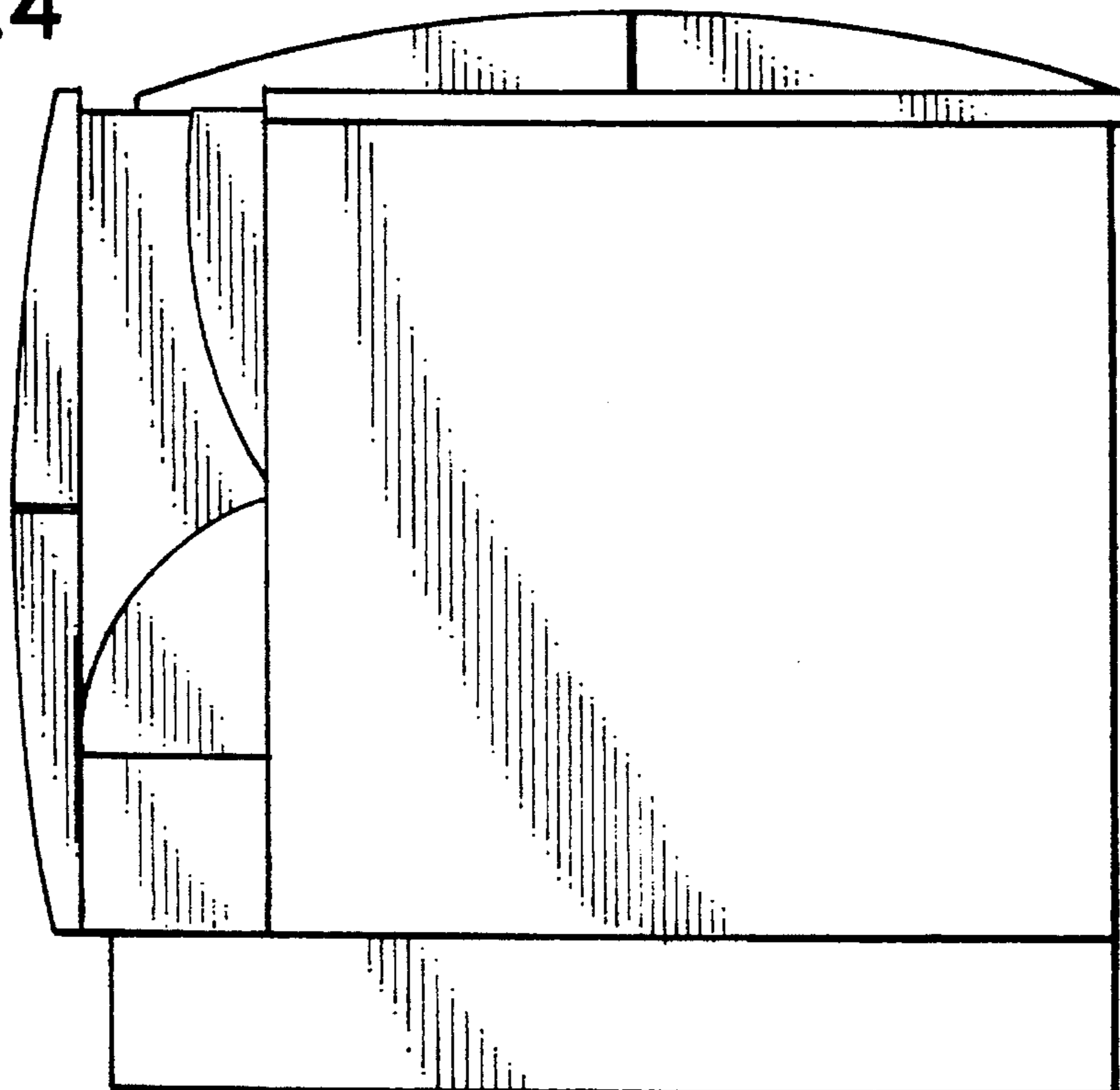


FIG. 5


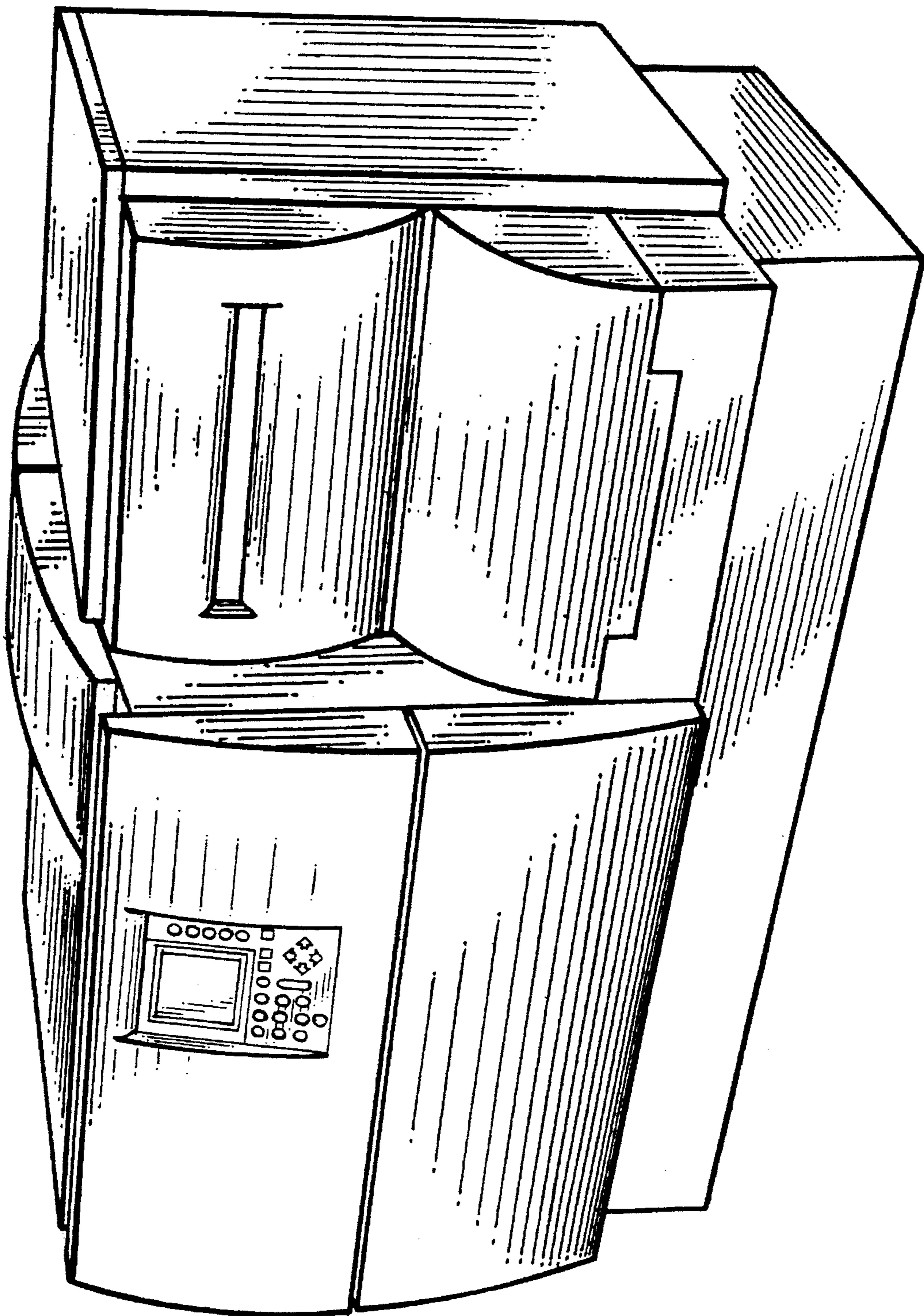


FIG. 6



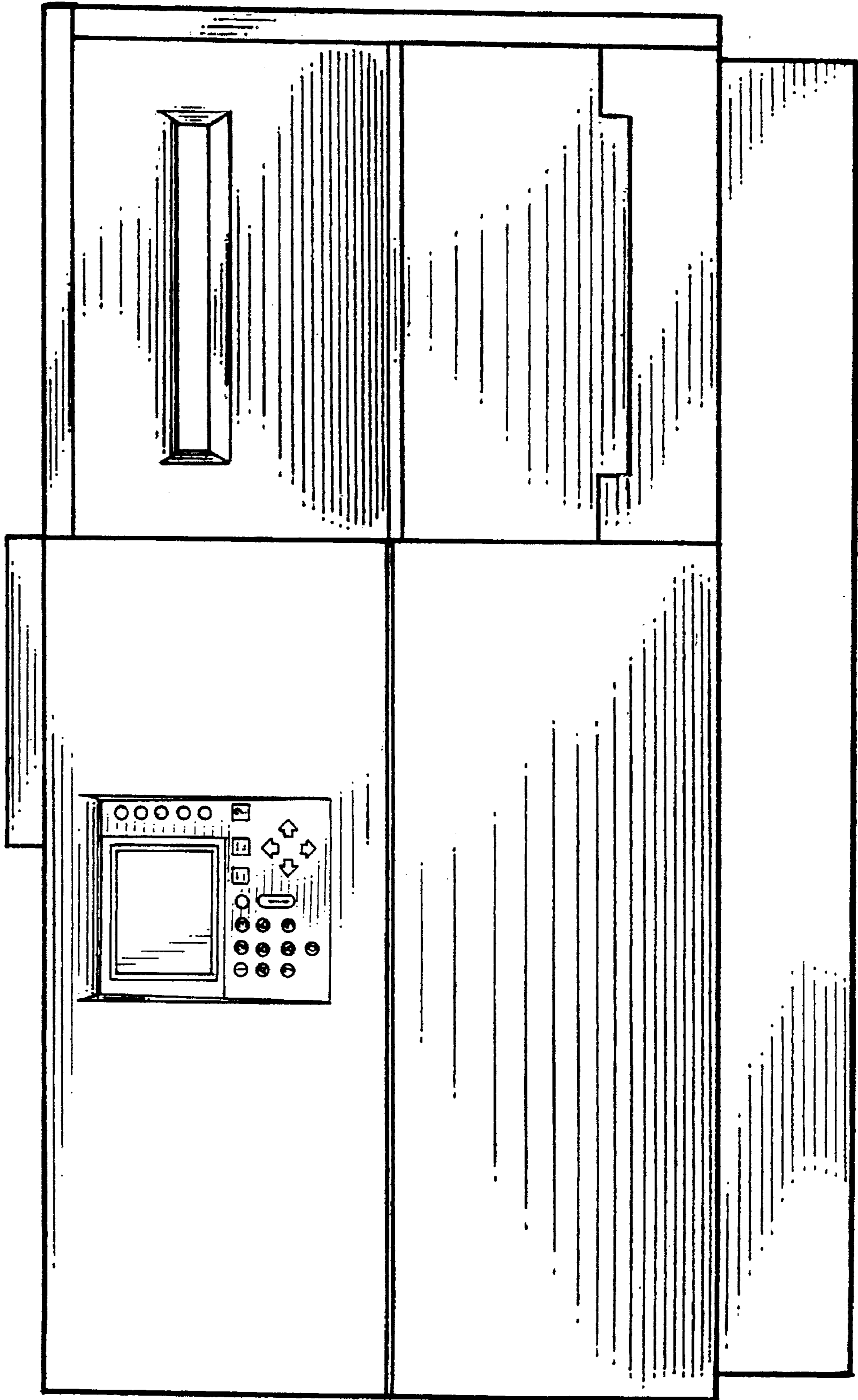


FIG. 7