



US00D377449S

United States Patent [19]

Roberts et al.

[11] Patent Number: **Des. 377,449**

[45] Date of Patent: ****Jan. 21, 1997**

[54] SHELF HOLDER

[75] Inventors: **Clifford J. Roberts**, London; **Keith Brazier**, Southend-on-Sea; **Bryan C. Harrison**, Alton; **Timothy J. H. Nicholson**, Reading, all of United Kingdom

[73] Assignee: **Cliffhanger Export Limited**, United Kingdom

[**] Term: **14 Years**

[21] Appl. No.: **43,070**

[22] Filed: **Aug. 24, 1995**

[52] U.S. Cl. **D8/381**

[58] Field of Search D8/349, 354, 380; D6/553, 567, 572; 248/205.3, 235, 243, 247-250

[56] **References Cited**

U.S. PATENT DOCUMENTS

D. 287,569 1/1987 Shepard D8/381

D. 289,605	5/1987	Lytle	D8/381
D. 302,240	7/1989	Zell	D8/381
4,736,919	4/1988	Bessinger	248/250
4,871,136	10/1989	Bessinger et al.	248/205.3 X
5,384,198	1/1995	Hodges	248/250 X

Primary Examiner—Holly H. Baynham
Attorney, Agent, or Firm—Cesari and McKenna

[57] **CLAIM**

The ornamental design for a shelf holder, as shown.

DESCRIPTION

FIG. 1 is a front elevation of a shelf holder showing our new design;

FIG. 2 is a top plan view of the shelf holder;

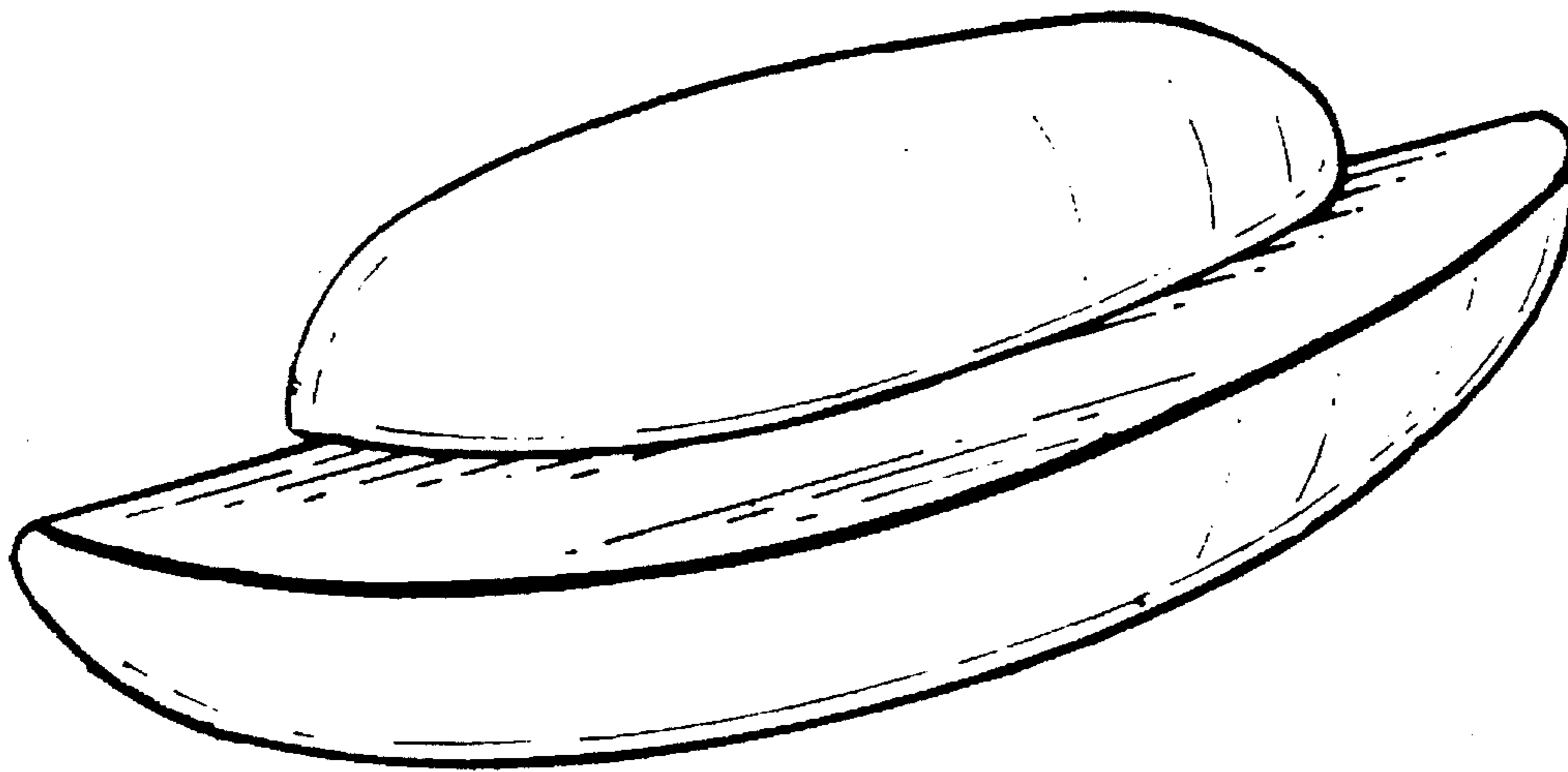
FIG. 3 is a bottom view of the shelf holder;

FIG. 4 is a front perspective view of the shelf holder, from one side; and,

FIG. 5 is a side view of the shelf holder, from the other side.

The undisclosed rear view is planar and unornamented.

1 Claim, 1 Drawing Sheet






FIG. 1.




FIG. 2




FIG. 3




FIG. 4

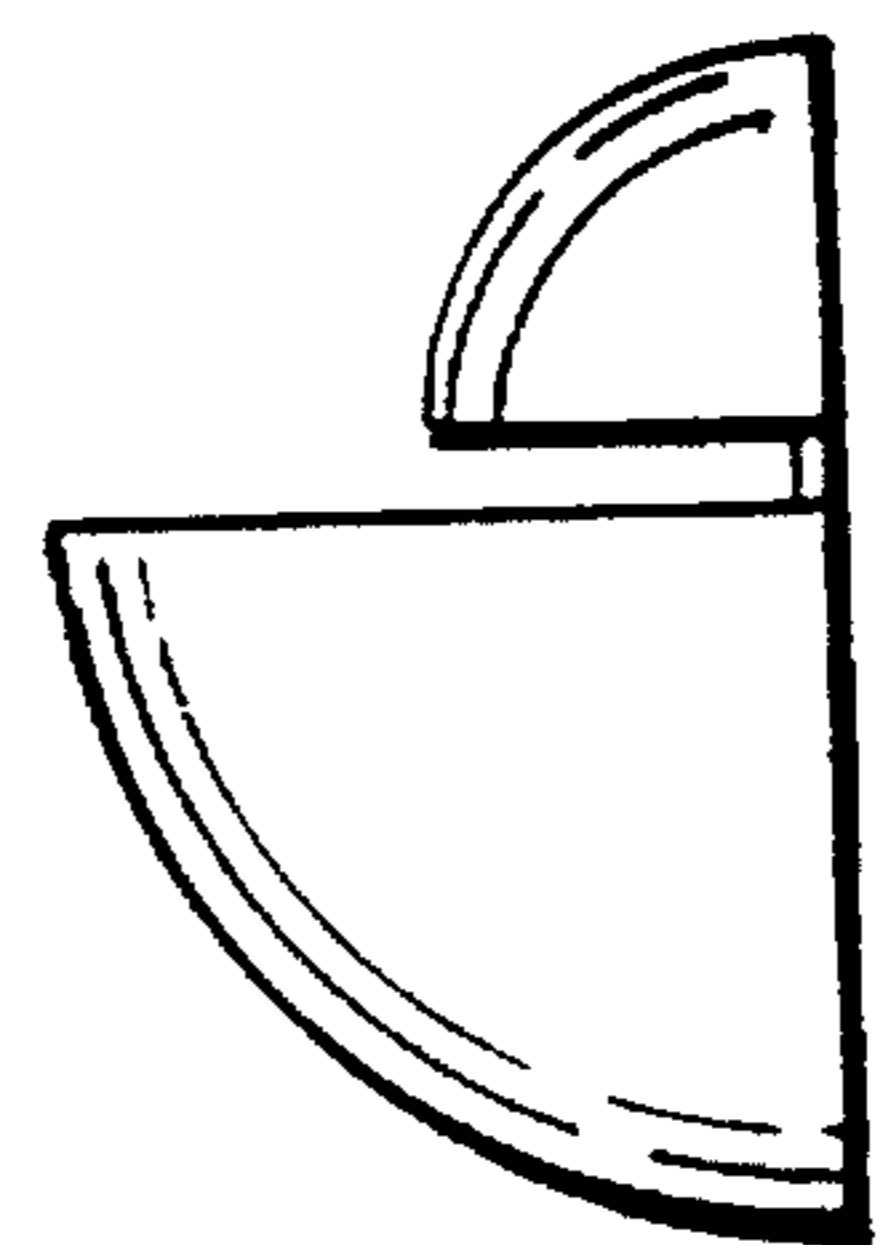


FIG. 5