



US00D377443S

United States Patent [19]

Seber et al.

[11] Patent Number: **Des. 377,443**

[45] Date of Patent: ****Jan. 21, 1997**

[54] **FOLDING KNIFE HANDLE**

[75] Inventors: **Brett P. Seber**, Escondido; **Roy L. Helton, Jr.**, San Diego, both of Calif.

[73] Assignee: **Buck Knives, Inc.**, El Cajon, Calif.

[**] Term: **14 Years**

[21] Appl. No.: **28,509**

[22] Filed: **Sep. 16, 1994**

Related U.S. Application Data

[63] Continuation-in-part of Ser. No. 138,703, Oct. 18, 1993, abandoned, and a continuation-in-part of Ser. No. 138,670, Oct. 18, 1993, abandoned, and a continuation-in-part of Ser. No. 26,042, Jul. 18, 1994, Pat. No. Des. 369,287, and a continuation-in-part of Ser. No. 26,044, Jul. 18, 1994.

[52] U.S. Cl. **D8/107**; D8/99

[58] Field of Search D8/98, 99; D22/118; 30/151, 152, 153, 154, 155, 156, 157, 158, 159, 160, 161, 162

[56] References Cited

U.S. PATENT DOCUMENTS

D. 230,696 3/1974 Evrell D8/99

D. 302,934	8/1989	Finn	D8/99
D. 304,154	10/1989	Osterhout	D8/99
D. 321,820	11/1991	Russell	D8/99
D. 336,232	6/1993	Thompson	D8/99
D. 347,374	5/1994	Sakai	D8/99
4,947,552	8/1990	Barnes	30/161

Primary Examiner—Philip S. Hyder
Attorney, Agent, or Firm—Gregory Garmong

[57] CLAIM

The ornamental design for a folding knife handle, as shown and described.

DESCRIPTION

FIG. 1 is a left-side elevational view of a folding knife handle;
FIG. 2 is a right-side elevational view thereof;
FIG. 3 is a top view thereof;
FIG. 4 is a bottom view thereof;
FIG. 5 is a back elevational view thereof; and,
FIG. 6 is a front elevational view thereof.

1 Claim, 1 Drawing Sheet

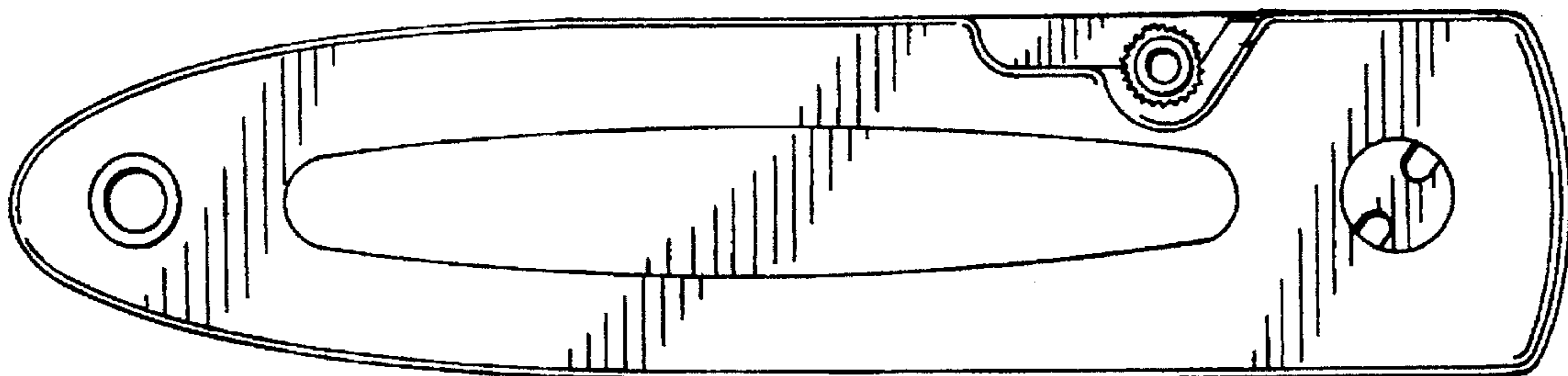


FIG. 1

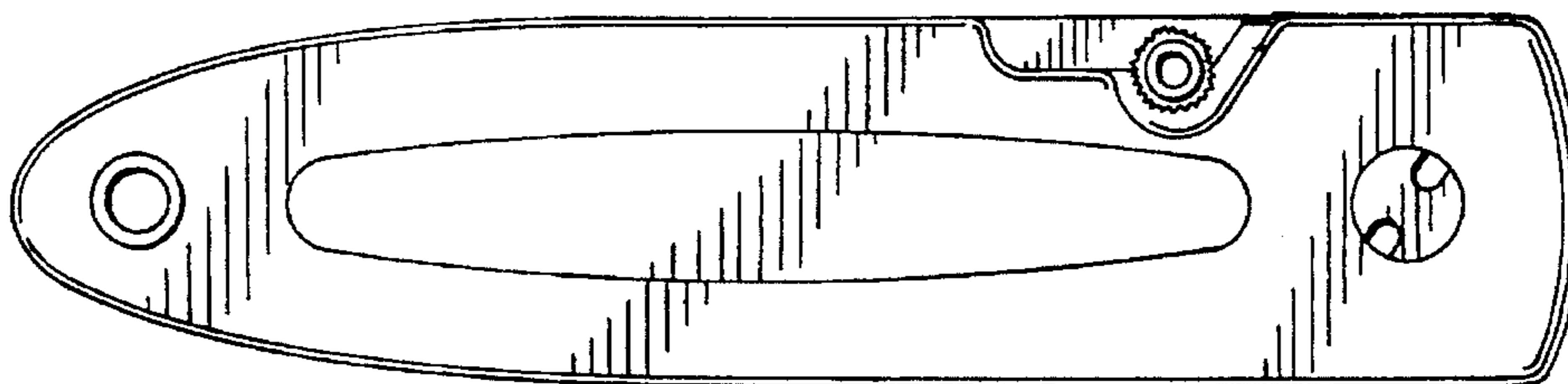


FIG. 2

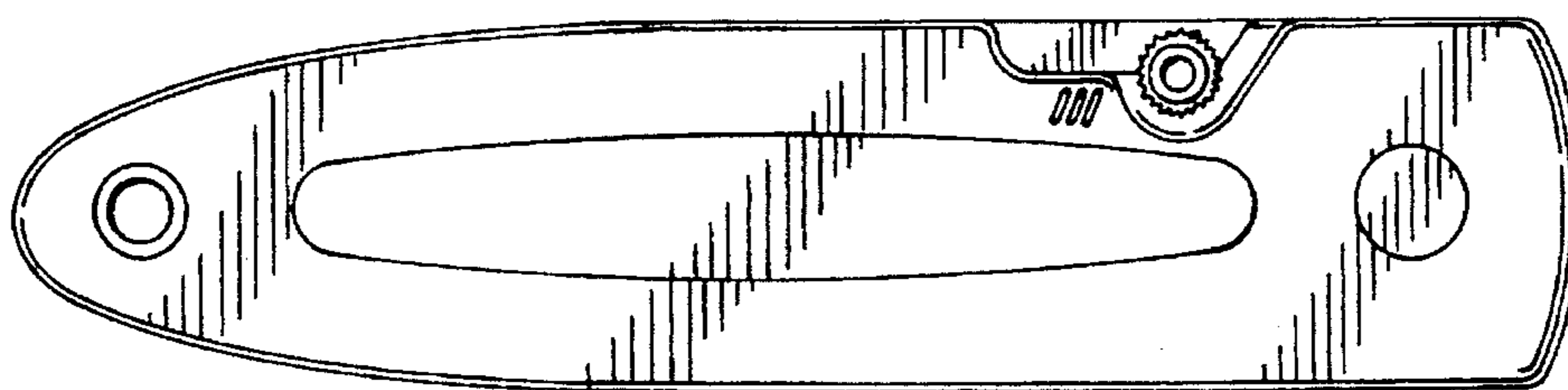


FIG. 3




FIG. 4




FIG. 5

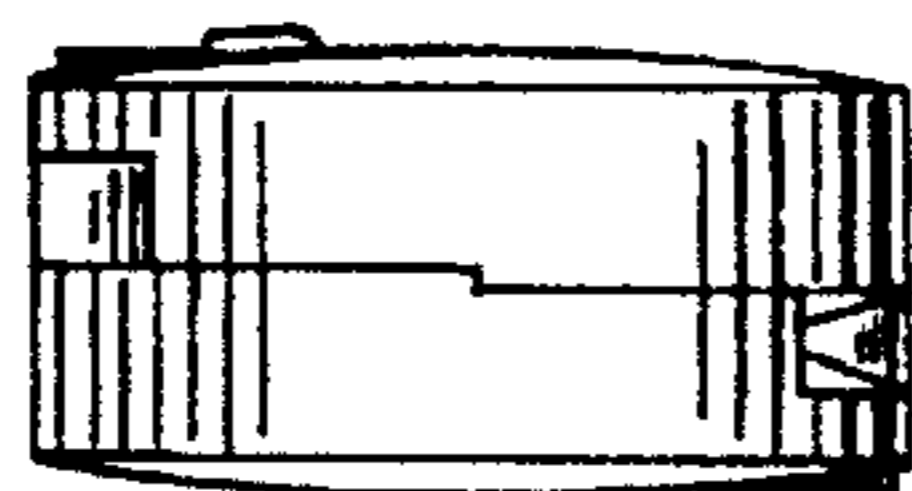


FIG. 6

