



US00D377438S

United States Patent [19] Brunianyn

[11] Patent Number: **Des. 377,438**

[45] Date of Patent: ****Jan. 21, 1997**

[54] **FRYING PAN**

[75] Inventor: **Gunther Brunianyn**, Massiney, France

[73] Assignee: **Tefal S.A.**, Rumilly, France

[**] Term: **14 Years**

[21] Appl. No.: **28,734**

[22] Filed: **Sep. 21, 1994**

[30] **Foreign Application Priority Data**

Apr. 8, 1994	[FR]	France	942029
[52]	U.S. Cl.	D7/361	
[58]	Field of Search	D7/354-361; 99/324,	
			99/325, 339, 345, 425, 426, 445;	
			126/373,	
			390; 220/912	

[56] **References Cited**

U.S. PATENT DOCUMENTS

2,172,524	9/1939	Stevens	D7/395 X
2,511,404	6/1950	Glenkey et al.	126/390

OTHER PUBLICATIONS

HFD-Retailing Home Furnishings; Sec. One. Mar. 10, 1980; p. 3; Corning Ware Range toppers. Best Catalog; 1989/90; p. 146; #7 fry pans.

HFD-Retailing Home Furnishings; Jan. 1, 1990; DuPont Preview Insert; Herald fry pan bottom left.

Primary Examiner—James M. Gandy
Assistant Examiner—Caron D. Veynar
Attorney, Agent, or Firm—Young & Thompson


[57] **CLAIM**

The ornamental design for a frying pan, as shown and described.

DESCRIPTION

FIG. 1 is a perspective view of the frying pan;
FIG. 2 is a bottom view of the frying pan;
FIG. 3 is a view of the frying pan from above;
FIG. 4 is a side view of a frying pan showing my new design, the side opposite that shown in FIG. 4 being the mirror image thereof;
FIG. 5 is a rear view of the frying pan; and,
FIG. 6 is a frontal view of the frying pan.

1 Claim, 5 Drawing Sheets



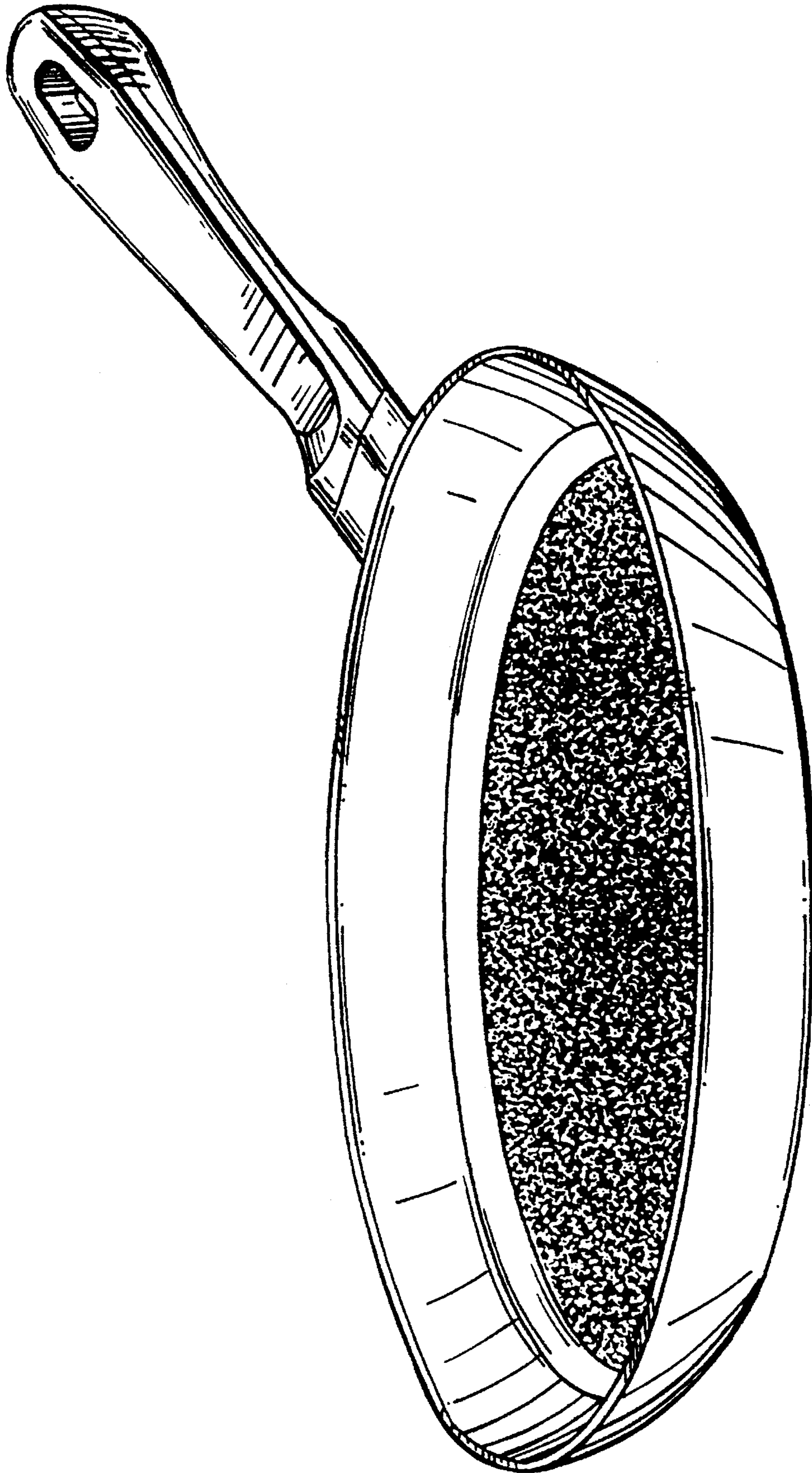


FIG. 1

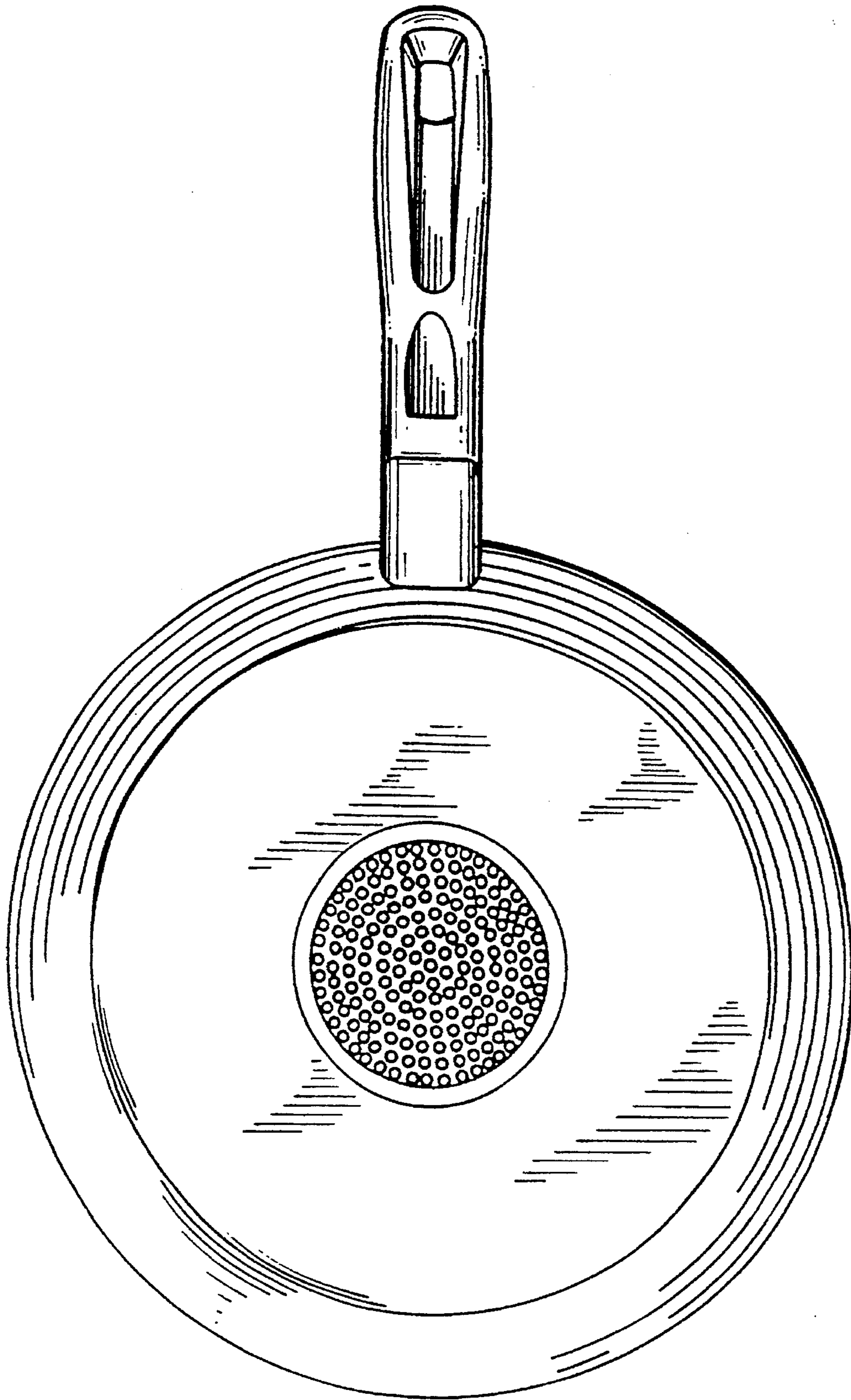


FIG. 2

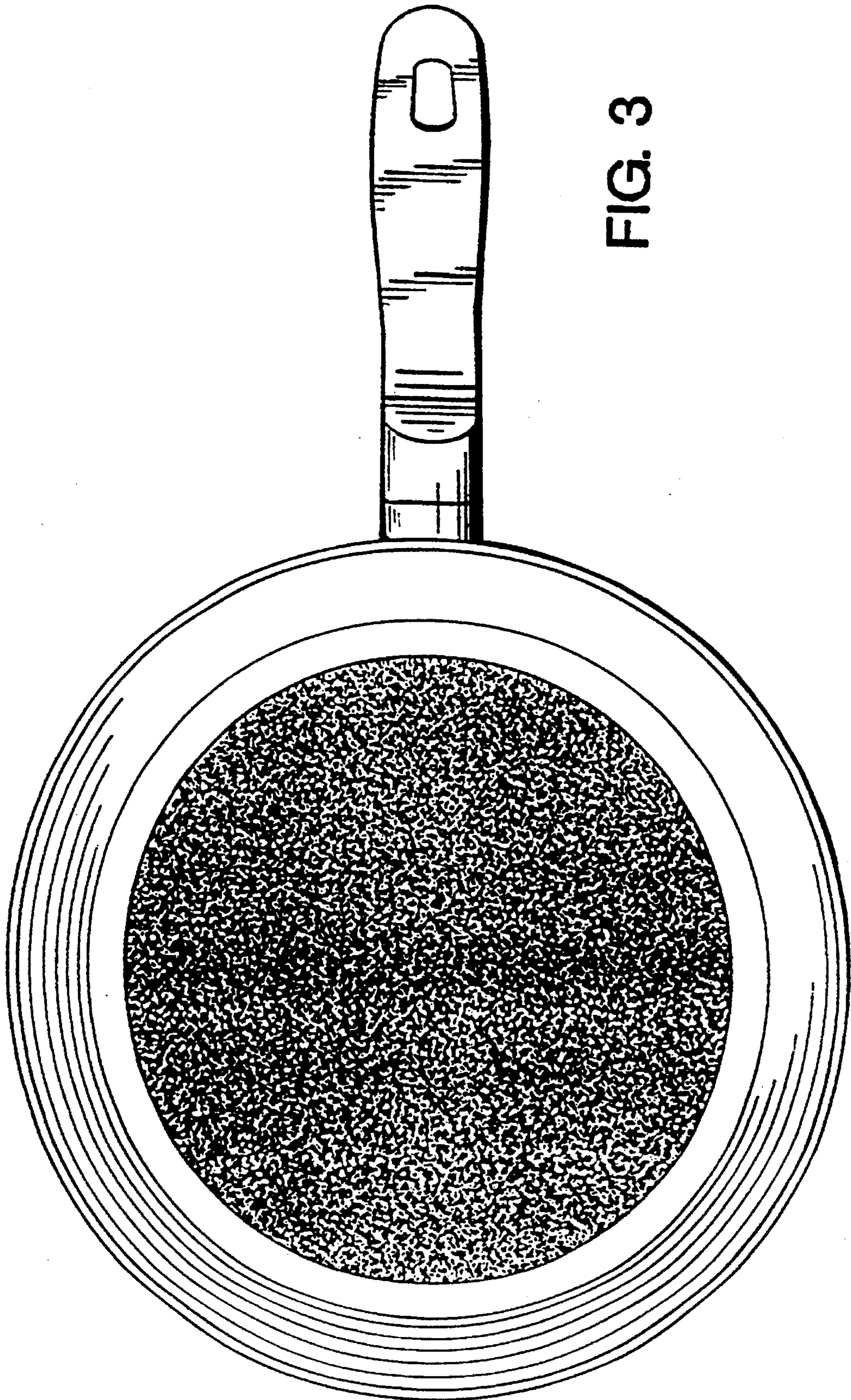


FIG. 3




FIG. 4




FIG. 5




FIG. 6