



US00D377411S

United States Patent [19]

Murray

[11] Patent Number: **Des. 377,411**

[45] Date of Patent: ****Jan. 21, 1997**

[54] **SHOE SOLE**

[75] Inventor: **Cecilia Murray**, Duxbury, Mass.

[73] Assignee: **The Keds Corporation**, Cambridge, Mass.

[**] Term: **14 Years**

[21] Appl. No.: **45,617**

[22] Filed: **Oct. 25, 1995**

[52] U.S. Cl. **D2/953; D2/959**

[58] Field of Search D2/897, 902, 906, D2/908, 946-960, 962, 964; 36/101, 103, 104, 106, 113-115, 124, 126, 127-130, 3 B, 12-15, 22 R, 25 R, 32 R, 32 A, 172

[56] **References Cited**

U.S. PATENT DOCUMENTS

- D. 343,726 2/1994 Kawasaki D2/960
- D. 348,975 7/1994 Rogers et al. D2/960
- D. 349,391 8/1994 Yang D2/951

- D. 360,292 7/1995 O'Rorke et al. D2/951
- D. 367,952 3/1996 Shea D2/908
- D. 368,795 4/1996 Tanaka et al. D2/954
- D. 369,236 4/1996 Maltby D2/959

Primary Examiner—Celia Murphy
Attorney, Agent, or Firm—Fish & Richardson P.C.

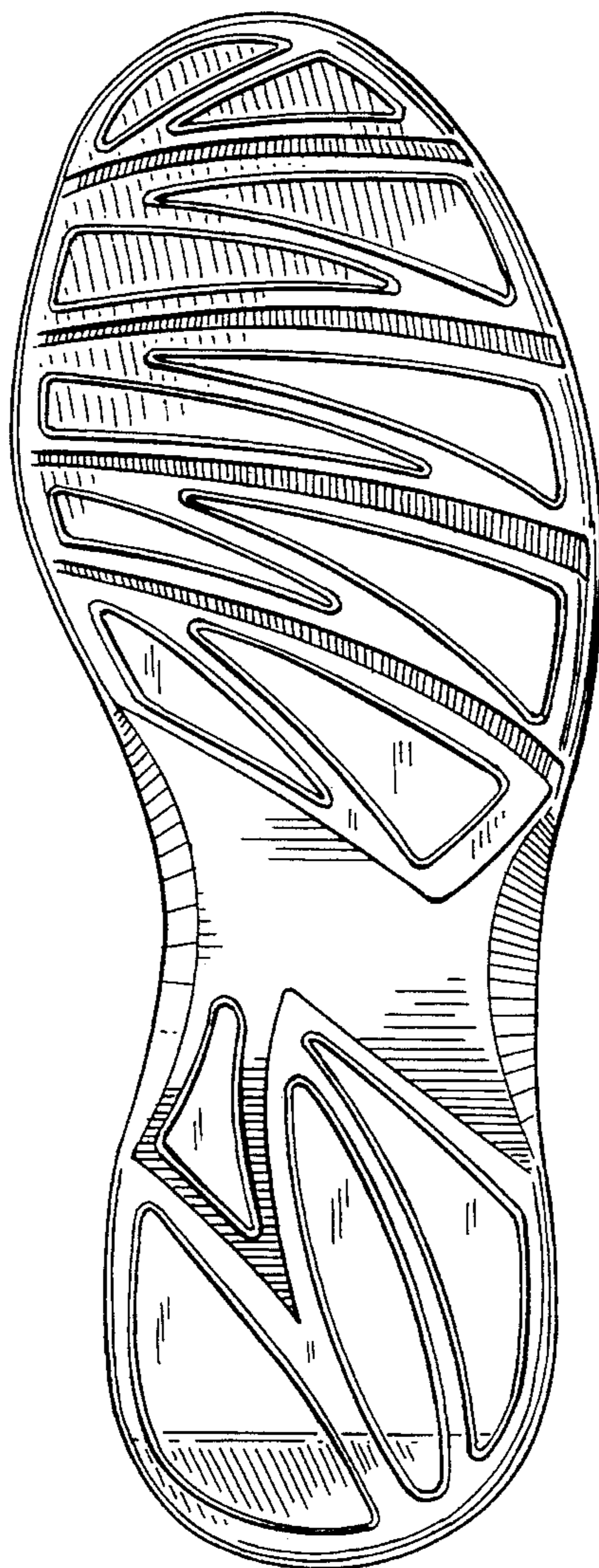
[57] **CLAIM**

The ornamental design for a shoe sole, as shown and described.

DESCRIPTION

FIG. 1 is a perspective view of the shoe sole of the invention; FIG. 2 is a bottom view of the shoe sole of FIG. 1; FIG. 3 is a side view of the shoe sole of FIG. 1; FIG. 4 is the opposite side view of the shoe sole of FIG. 1; FIG. 5 is a front view of the shoe sole of FIG. 1, the unshaded portion, forming no part of the claimed design; and, FIG. 6 is a rear view of the shoe sole of FIG. 1.

1 Claim, 2 Drawing Sheets






FIG. 6

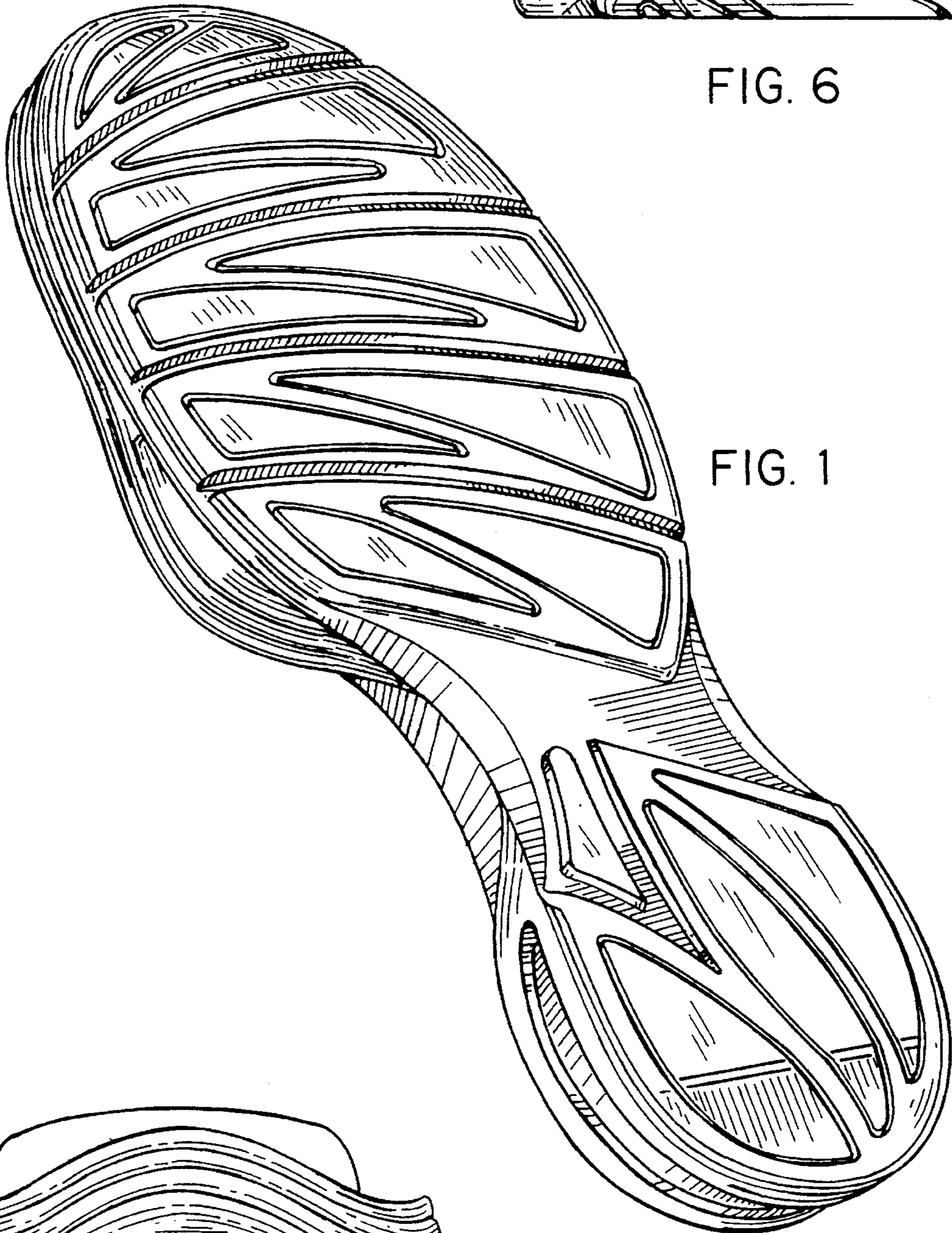


FIG. 1

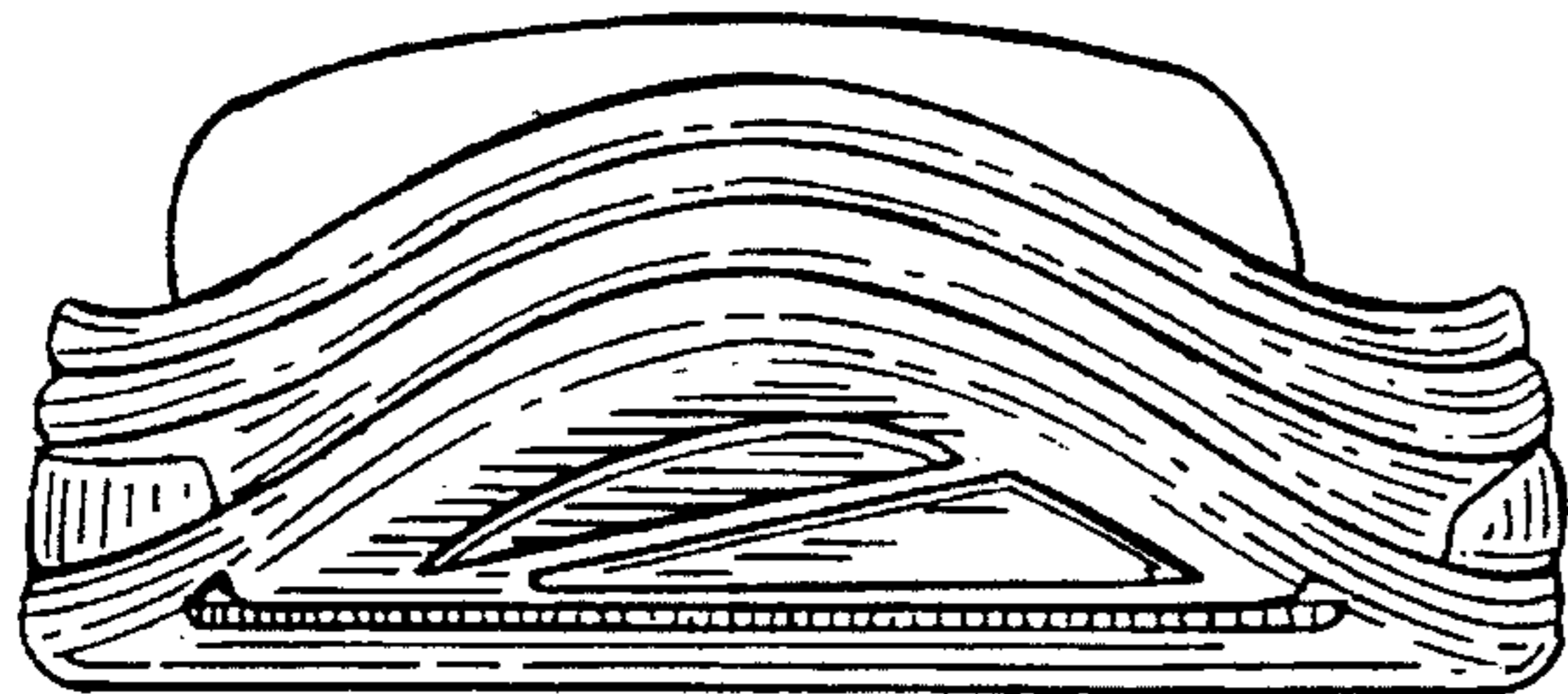


FIG. 5

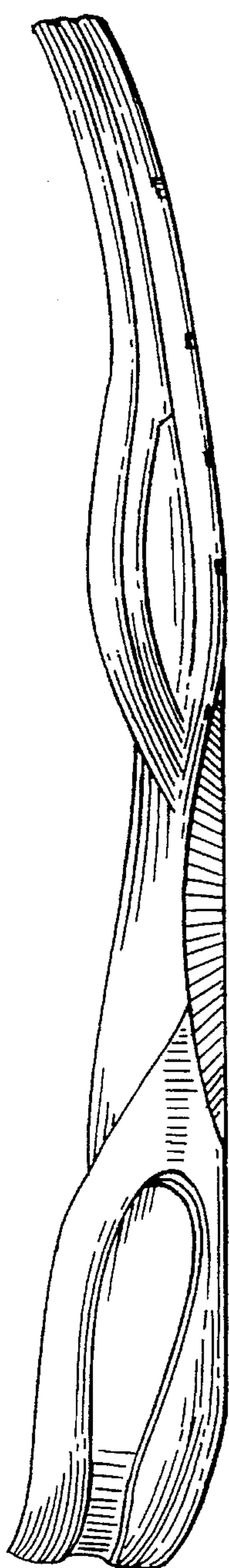


FIG. 3

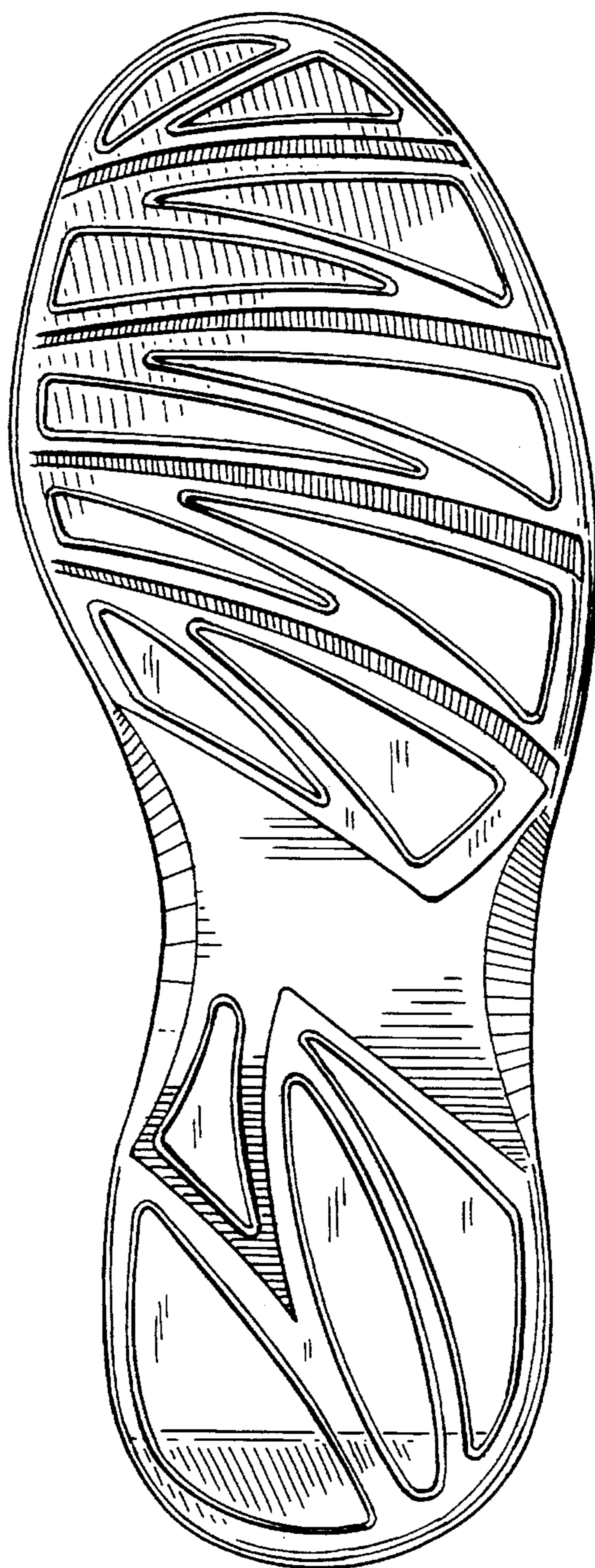


FIG. 2




FIG. 4