



US00D377410S

United States Patent [19]
Crowley

[11] **Patent Number: Des. 377,410**
[45] **Date of Patent: **Jan. 21, 1997**

[54] **SHOE LACE COVER**

[75] Inventor: **Kevin J. Crowley**, Brentwood, N.H.

[73] Assignee: **Fila U.S.A., Inc.**, Hunt Valley, Md.

[**] Term: **14 Years**

[21] Appl. No.: **51,857**

[22] Filed: **Mar. 5, 1996**

[52] U.S. Cl. **D2/946; D2/975; D2/976**

[58] Field of Search **D2/912, 935, 944, D2/946, 975, 976, 978, 902, 970; 24/712, 712.1, 712.3, 713.4, 714.6, 714.7; 36/72 R**

[56] **References Cited**

U.S. PATENT DOCUMENTS

| | | | |
|------------|---------|----------------------|------------|
| Re. 32,585 | 2/1988 | Antonious . | |
| D. 332,001 | 12/1992 | Bayer | D2/902 |
| 1,603,144 | 10/1926 | Nichols | 24/712.3 X |
| 2,022,554 | 11/1935 | Williams | 24/712.3 X |
| 3,175,292 | 3/1965 | MacQuaid et al. | 36/72 R |
| 3,334,427 | 8/1967 | Edwards et al. | D2/975 X |
| 3,473,198 | 10/1969 | Meier | 24/712.3 |
| 3,783,534 | 1/1974 | Phillips et al. | 36/72 R |
| 4,065,861 | 1/1978 | Pelfrey . | |
| 4,079,527 | 3/1978 | Antonious . | |
| 4,333,248 | 6/1982 | Samuels . | |
| 4,377,913 | 3/1983 | Stone . | |
| 4,428,101 | 1/1984 | Harkavy . | |
| 4,536,975 | 8/1985 | Harrell . | |
| 4,597,199 | 7/1986 | Hong . | |
| 4,630,383 | 12/1986 | Gamm . | |

| | | | |
|-----------|---------|------------------|-----------|
| 4,766,682 | 8/1988 | Malloy, III . | |
| 4,823,426 | 4/1989 | Bragga . | |
| 4,845,863 | 7/1989 | Yung-Mao . | |
| 4,879,787 | 11/1989 | Walls . | |
| 5,042,119 | 8/1991 | Williams . | |
| 5,165,190 | 11/1992 | Smyth . | |
| 5,209,000 | 5/1993 | Rowland et al. . | |
| 5,307,569 | 5/1994 | Melcher . | |
| 5,313,719 | 5/1994 | Koethe . | |
| 5,416,987 | 5/1995 | Bemis et al. . | |
| 5,421,106 | 6/1995 | Emrick . | |
| 5,459,947 | 10/1995 | Lasher | 36/72 R X |

Primary Examiner—Dominic Simone
Attorney, Agent, or Firm—Fish & Richardson P.C.

[57] **CLAIM**

The ornamental design for a shoe lace cover, as shown and described.

DESCRIPTION

FIG. 1 is a perspective view of the shoe lace cover according to my design;
FIG. 2 is a right side view thereof, the left side being a mirror image;
FIG. 3 is a top view thereof;
FIG. 4 is a front view thereof;
FIG. 5 is a rear view thereof; and,
FIG. 6 is a bottom view thereof.
The broken line showing of the shoe upper and sole in FIG. 1 is for illustrative purposes only and forms no part of the claimed design.

1 Claim, 3 Drawing Sheets

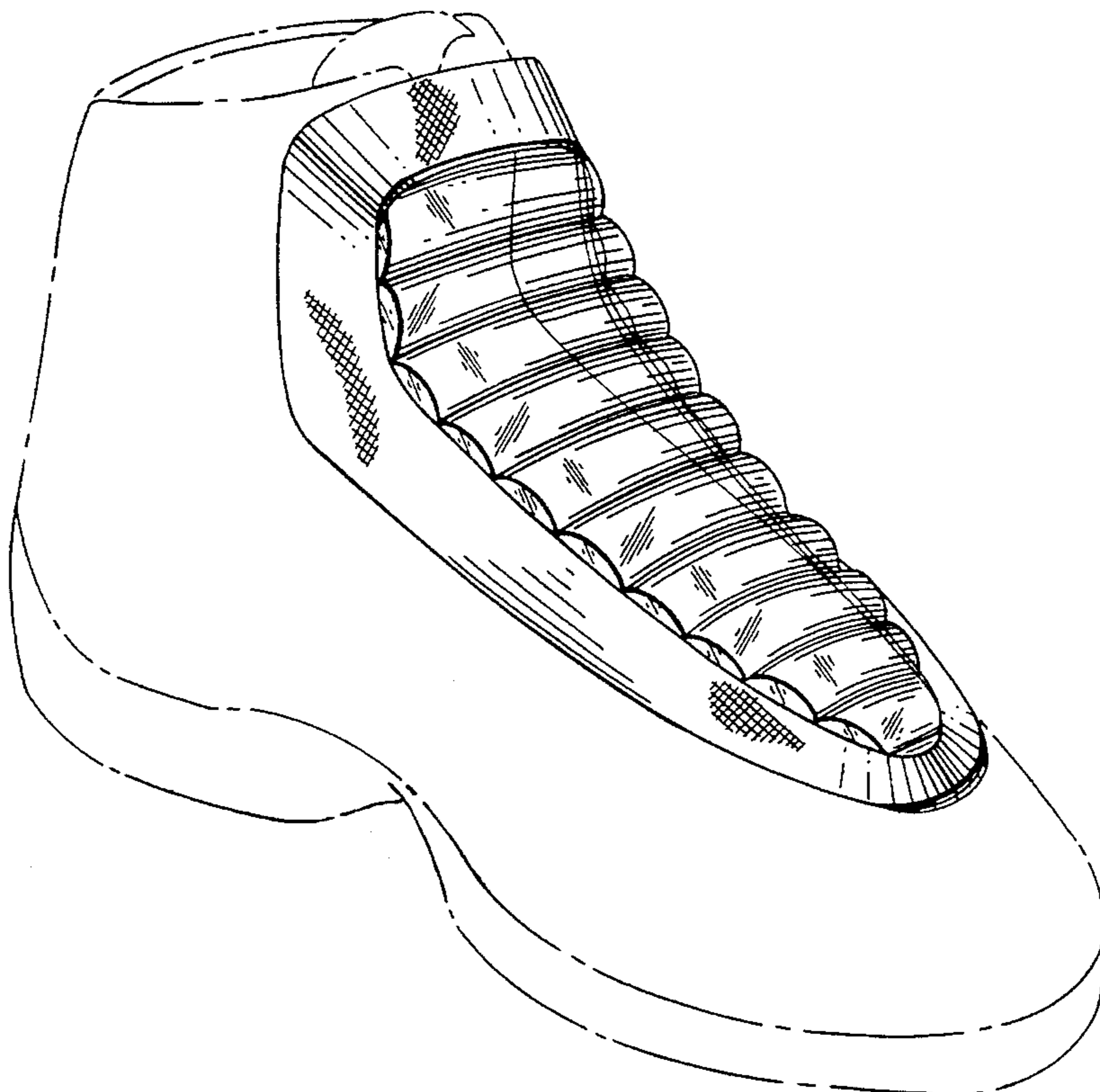

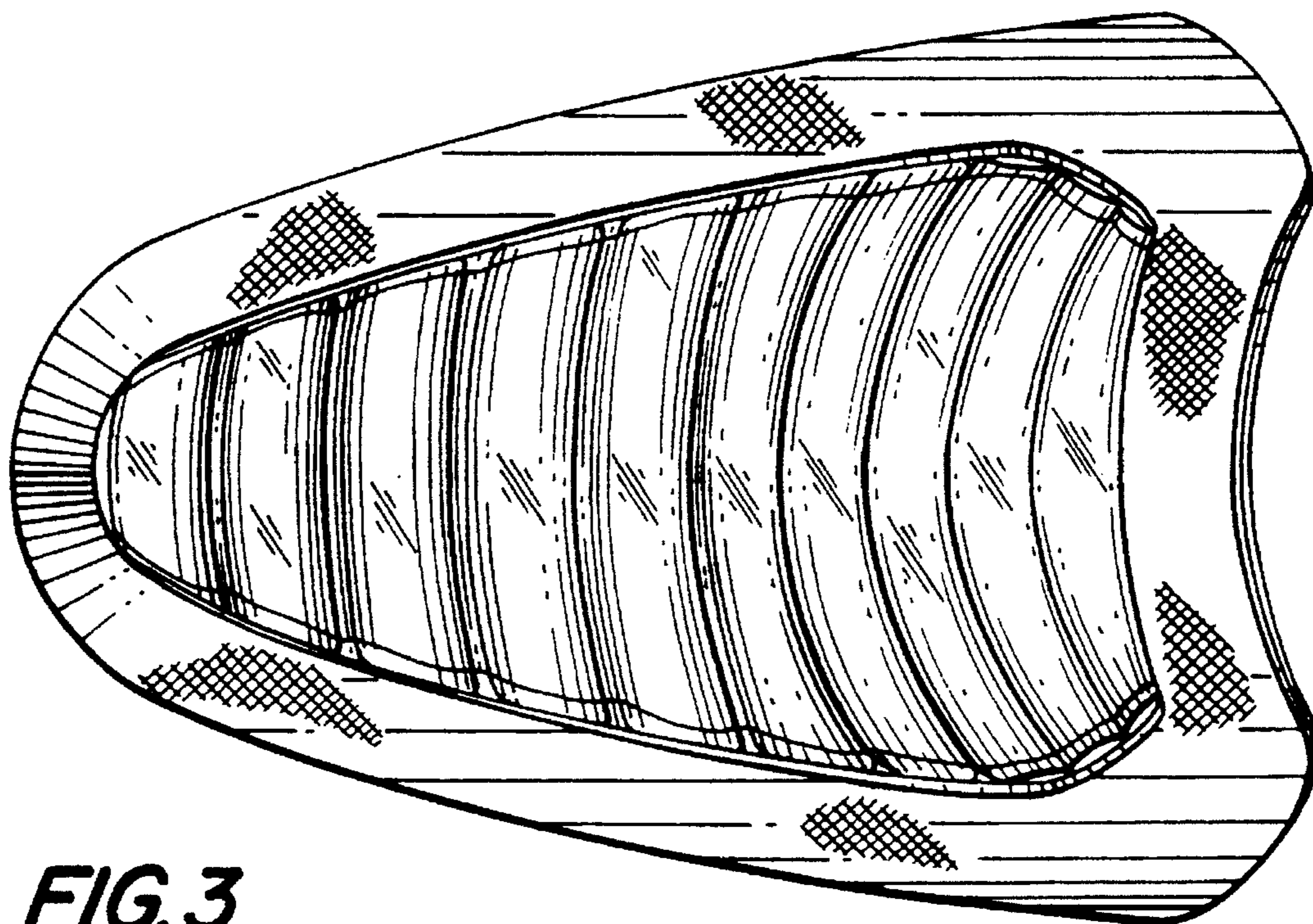
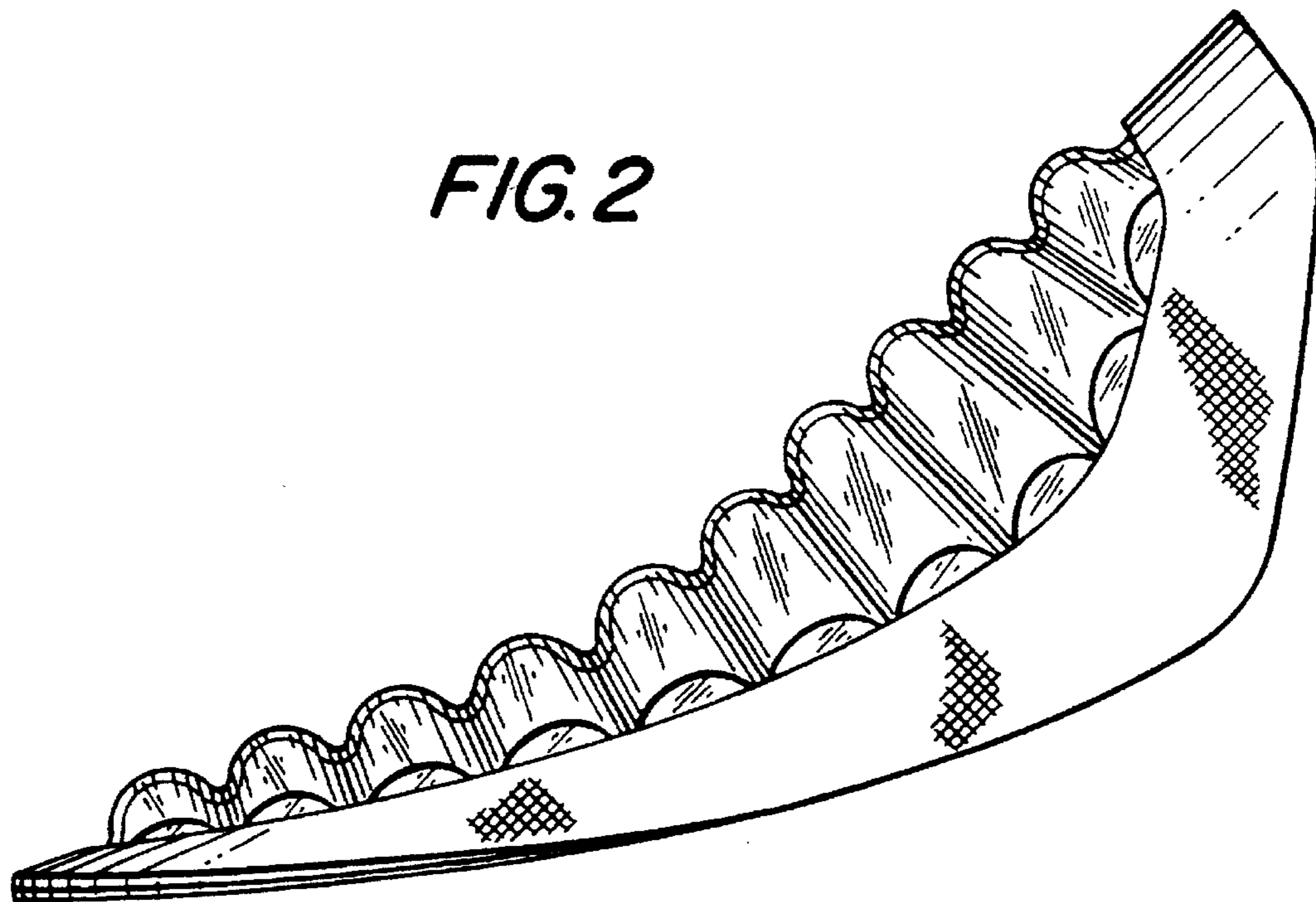


FIG. 1





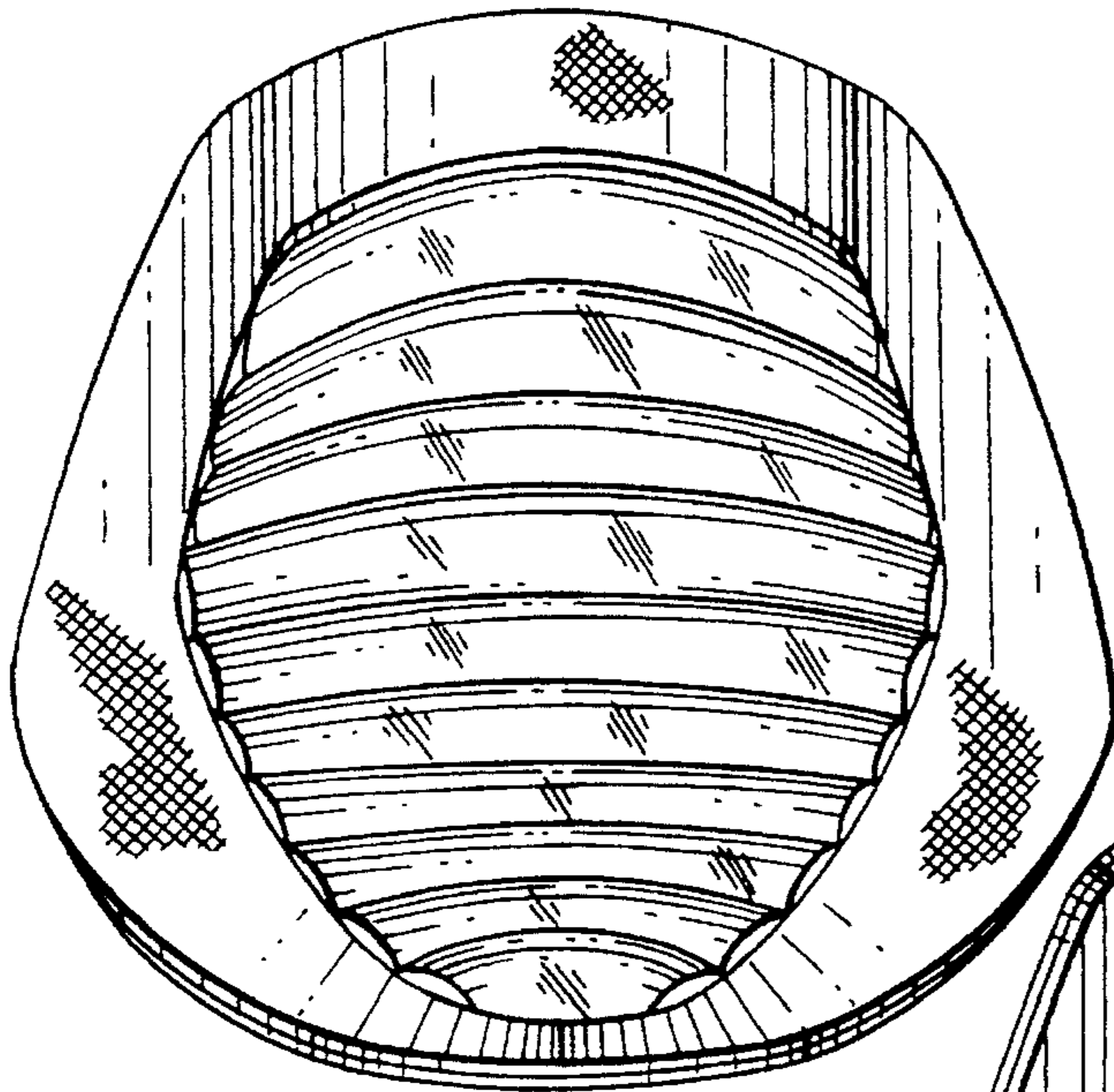


FIG. 4

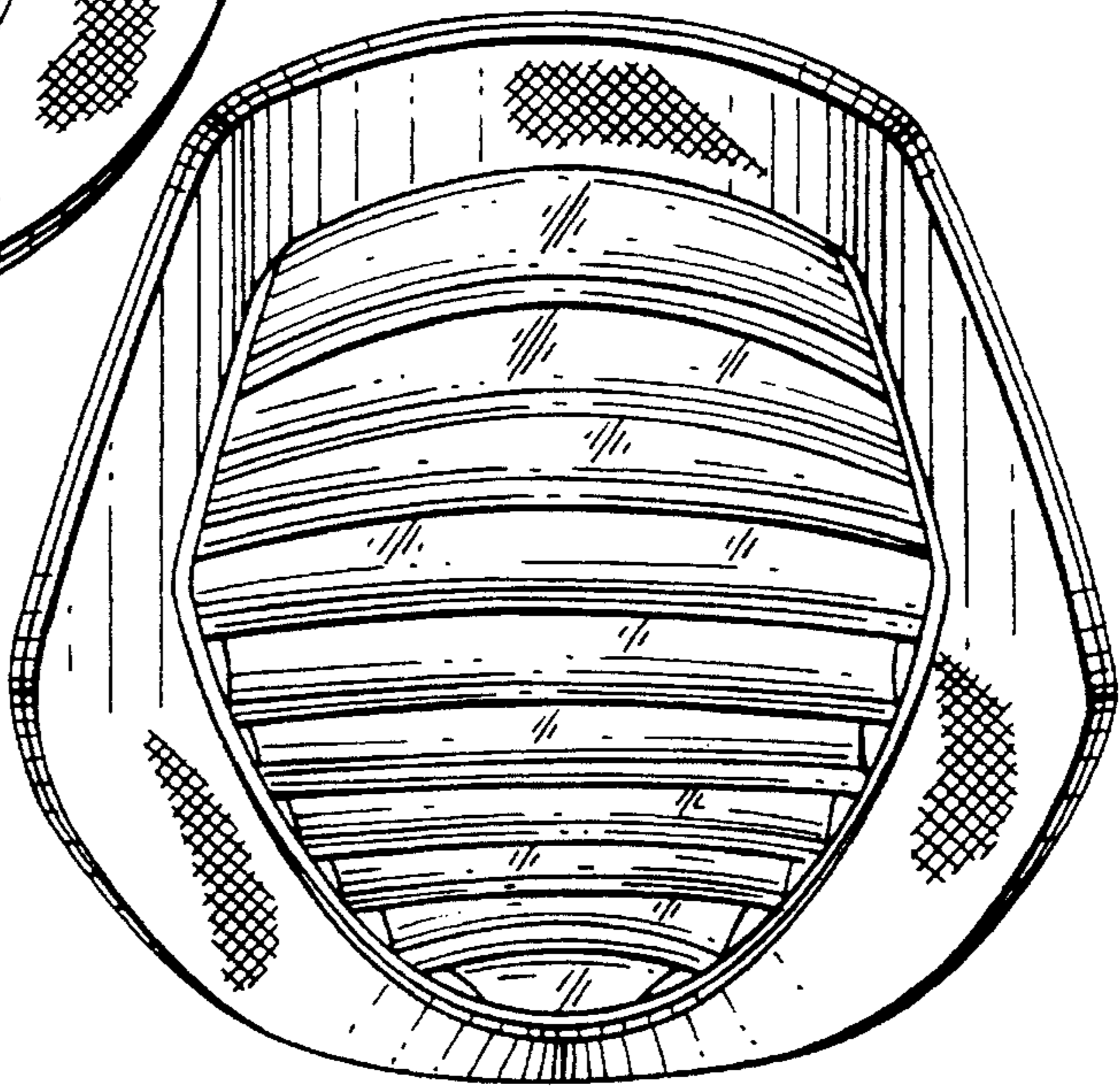


FIG. 5

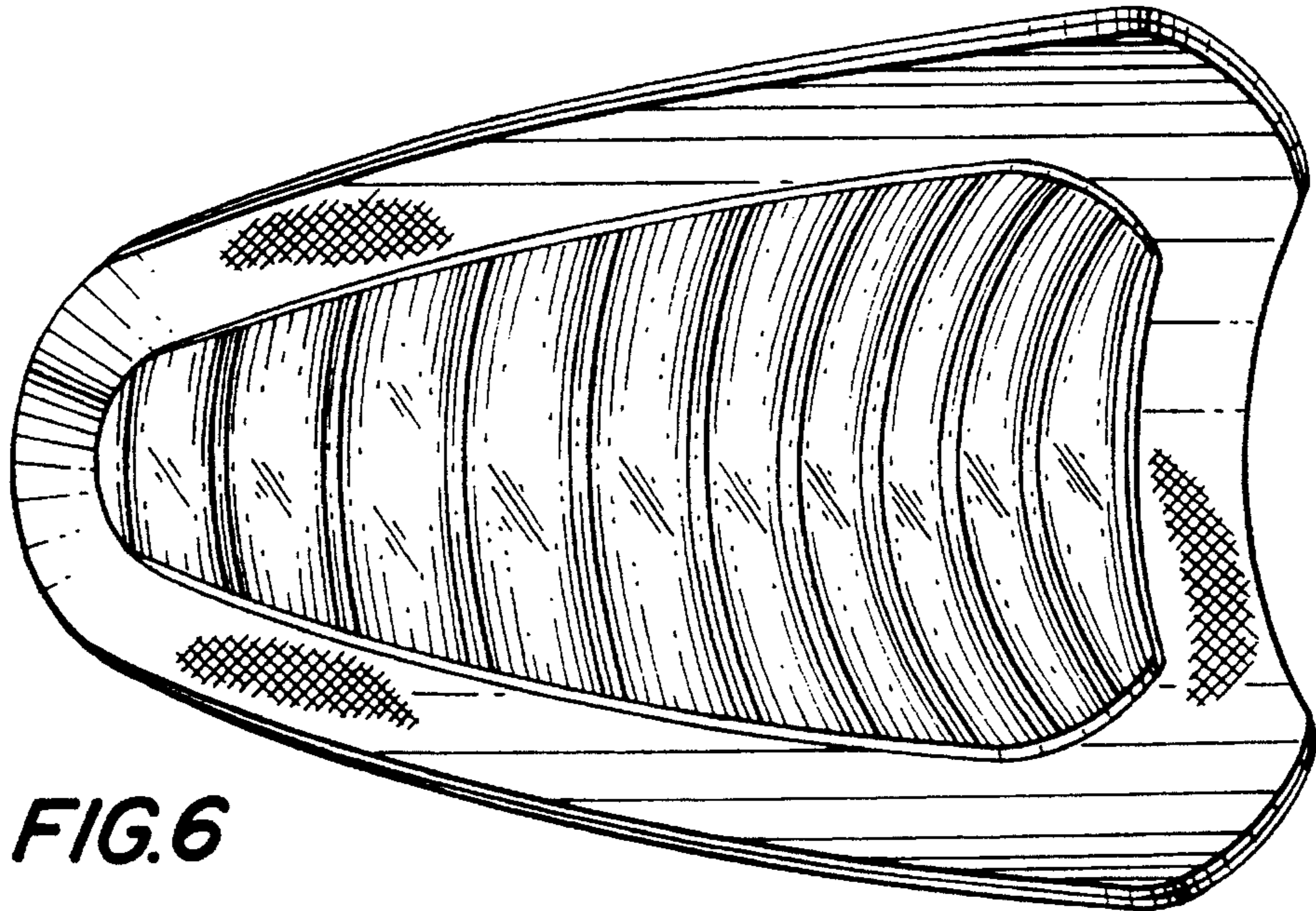


FIG. 6