



US00D377396S

United States Patent [19]

Maurel

[11] Patent Number: **Des. 377,396**

[45] Date of Patent: ****Jan. 14, 1997**

[54] **CONSTRUCTION BLOCK**

[75] Inventor: **Jean-Yves Maurel**, Pontoise, France

[73] Assignee: **Edrasco**, Juziers, France

[**] Term: **14 Years**

[21] Appl. No.: **34,139**

[22] Filed: **Jan. 27, 1995**

[52] U.S. Cl. **D25/113; D21/108**

[58] Field of Search **D25/113, 138, D25/151; D21/108; 52/396.09, 596, 603, 605, 608; 446/85, 117-120, 127**

[56] **References Cited**

U.S. PATENT DOCUMENTS

D. 67,919	7/1925	Wood	D25/113
D. 283,635	4/1986	Kato et al.	D21/108
3,195,266	7/1965	Onanian	52/603
3,427,774	2/1969	Curtis	52/605
3,488,880	1/1970	Taylor	446/851

3,597,875	8/1971	Christiansen	.	
4,965,979	10/1990	Larrivee et al.	52/608
5,035,666	7/1991	Kang	446/118

FOREIGN PATENT DOCUMENTS

2525486 10/1983 France .

Primary Examiner—Doris Clark
Attorney, Agent, or Firm—Young & Thompson


[57] **CLAIM**

The ornamental design for a construction block, as shown.

DESCRIPTION

FIG. 1 is a view of the construction block from above; FIG. 2 is a left side view of the construction block; FIG. 3 is a frontal view of the construction block; FIG. 4 is a right side view of the construction block; FIG. 5 is a bottom view of the construction block; and, FIG. 6 is a rear view of the construction block.

1 Claim, 1 Drawing Sheet






FIG. 1




FIG. 2

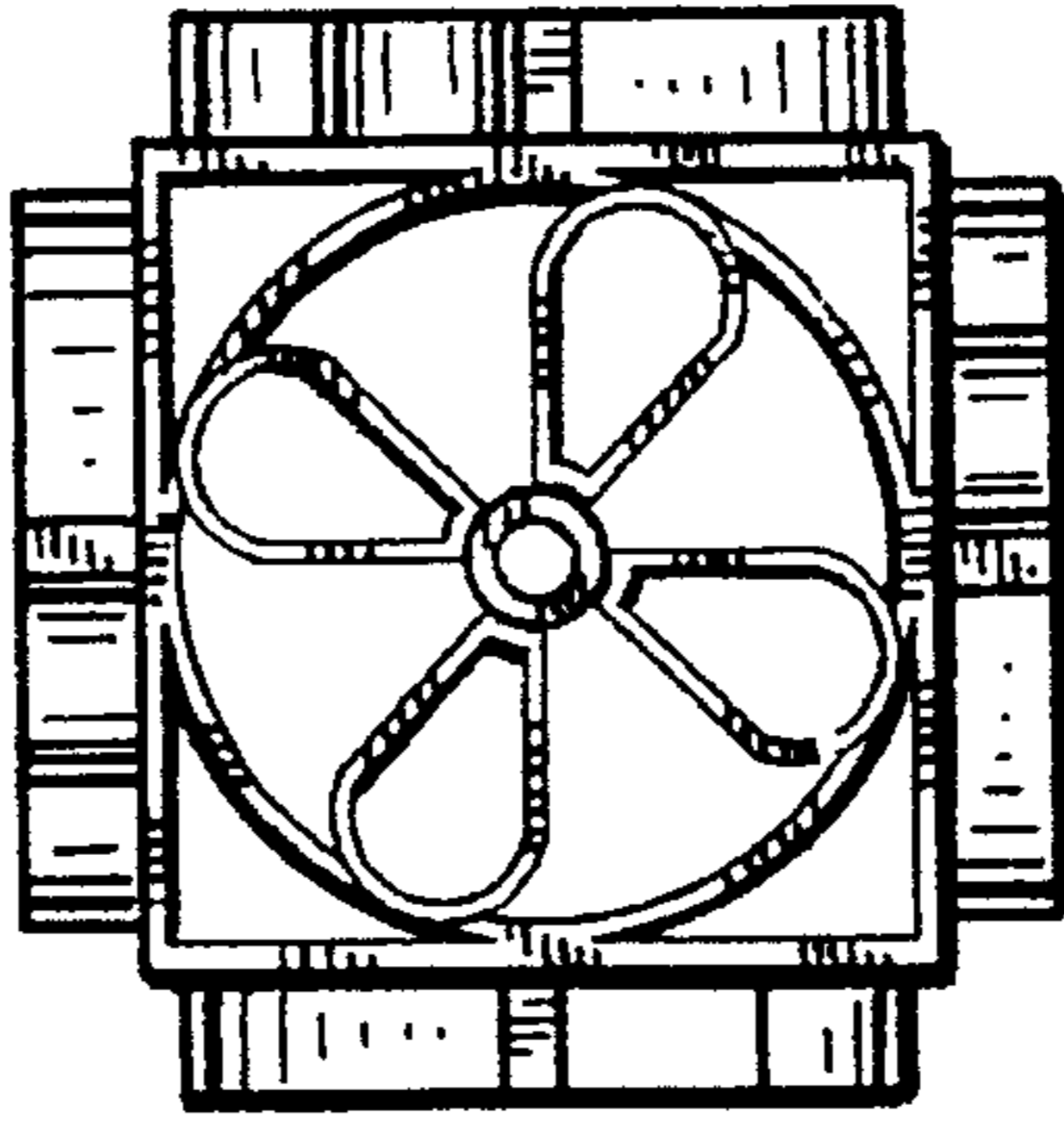


FIG. 3

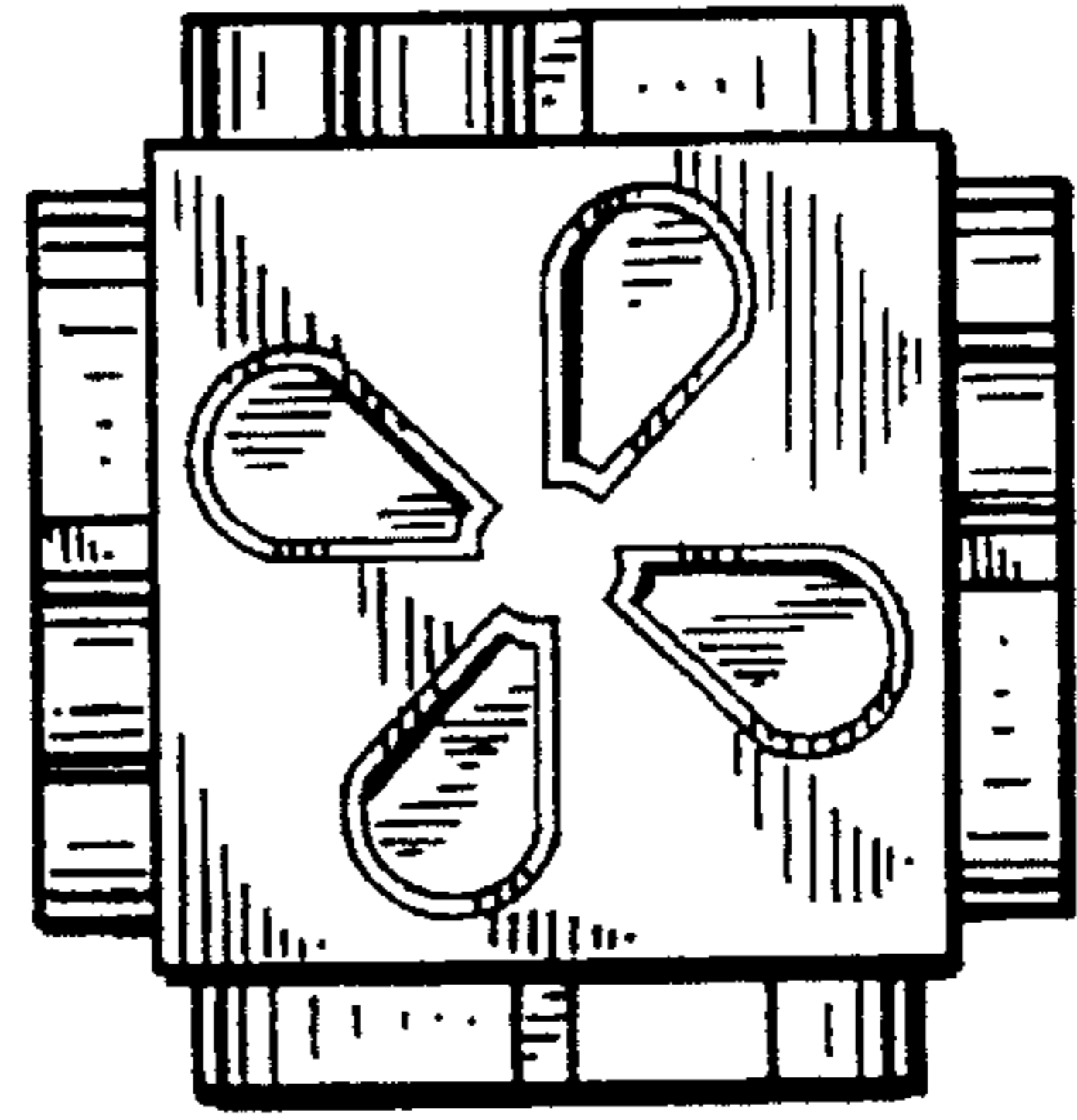


FIG. 4

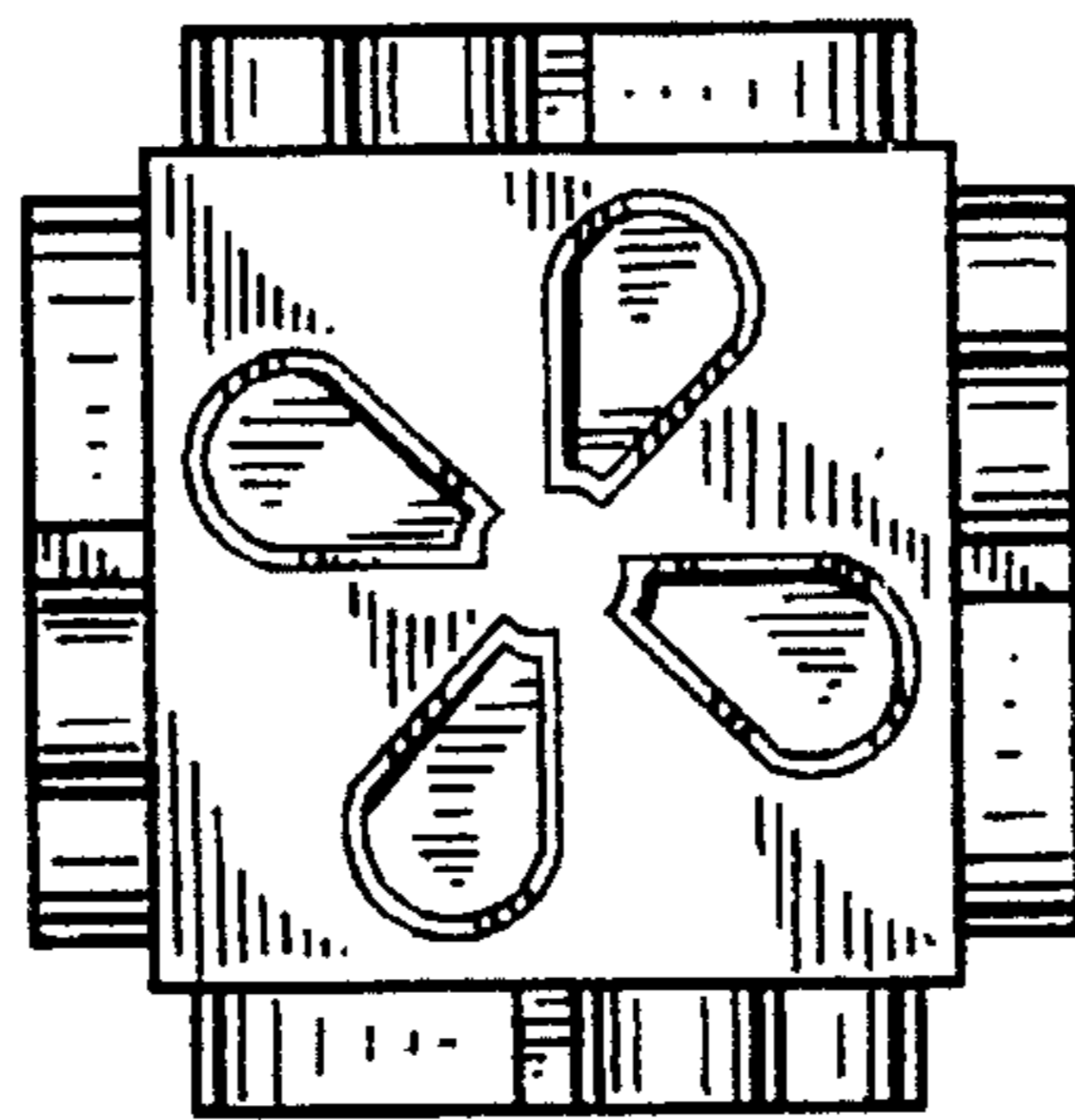


FIG. 5




FIG. 6