



US00D377382S

United States Patent [19]

Saunders et al.

[11] Patent Number: **Des. 377,382**

[45] Date of Patent: ****Jan. 14, 1997**

[54] **RETRACTABLE SCUBA BUDDY LINE**

[76] Inventors: **Kenneth W. Saunders**, Netcong Heights, Bldg. 34 #7, Netcong, N.J. 07857; **Mizael Dourado**, 26 Searing Ave., #1, East Newark, N.J. 07029

[**] Term: **14 Years**

[21] Appl. No.: **50,676**

[22] Filed: **Feb. 22, 1996**

[52] U.S. Cl. **D21/236; D8/358**

[58] Field of Search D21/236; D29/124; D8/358; 242/396.5, 396.9, 390.9, 390.1, 405.2, 904, 908; 482/131; 182/238

[56] **References Cited**

U.S. PATENT DOCUMENTS

D. 277,259 1/1985 Darrell D8/358

D. 310,776 9/1990 Cason D8/358
3,423,044 1/1969 Beiderwell 242/396.9
4,060,240 11/1977 Dunston 482/131
4,480,716 11/1984 Soubry et al. 182/233

Primary Examiner—Kay H. Chin

[57] CLAIM

The ornamental design for a retractable scuba buddy line, as shown and described.

DESCRIPTION

FIG. 1 is a front elevational view of the retractable scuba buddy line showing our new design; FIG. 2 is a rear elevational view thereof; FIG. 3 is a right view thereof; FIG. 4 is a left view thereof; FIG. 5 is a top plan view thereof; and, FIG. 6 is a bottom plan view thereof.

1 Claim, 3 Drawing Sheets

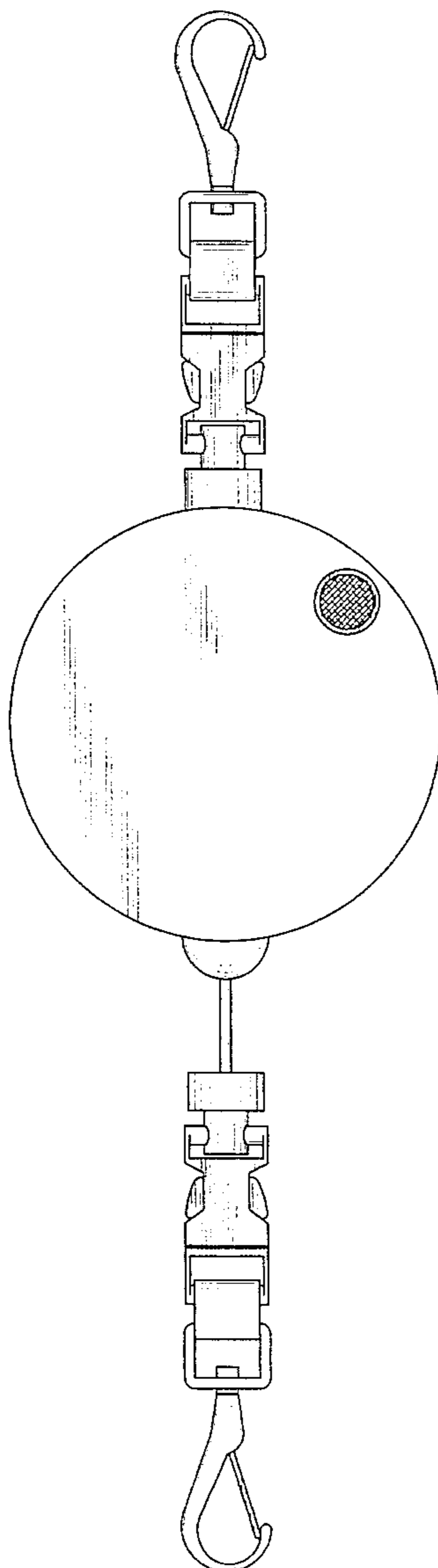


FIG. 1

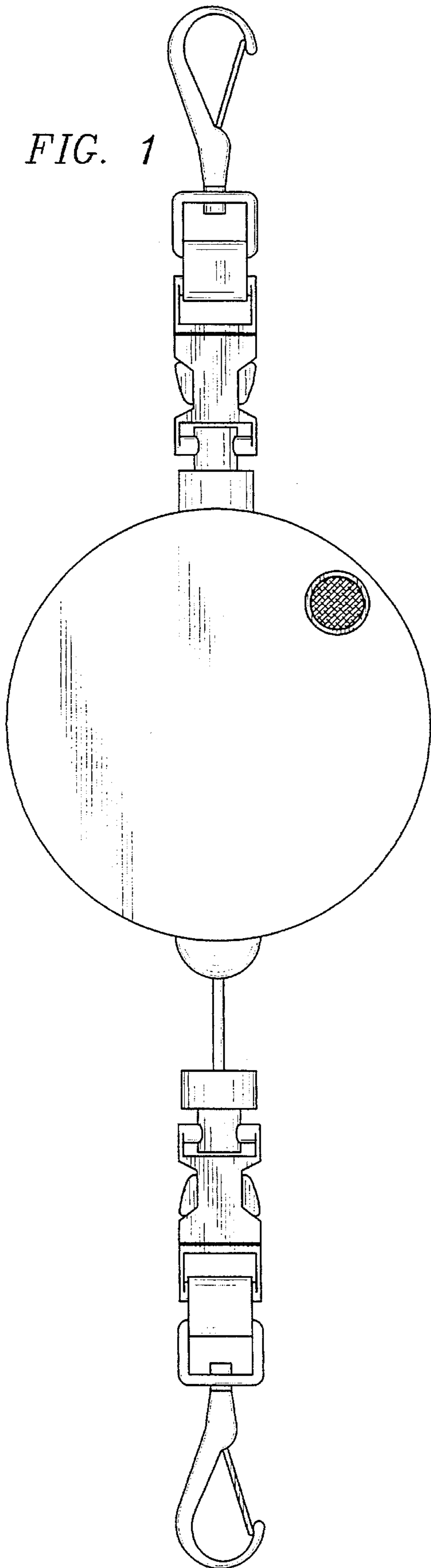


FIG. 2

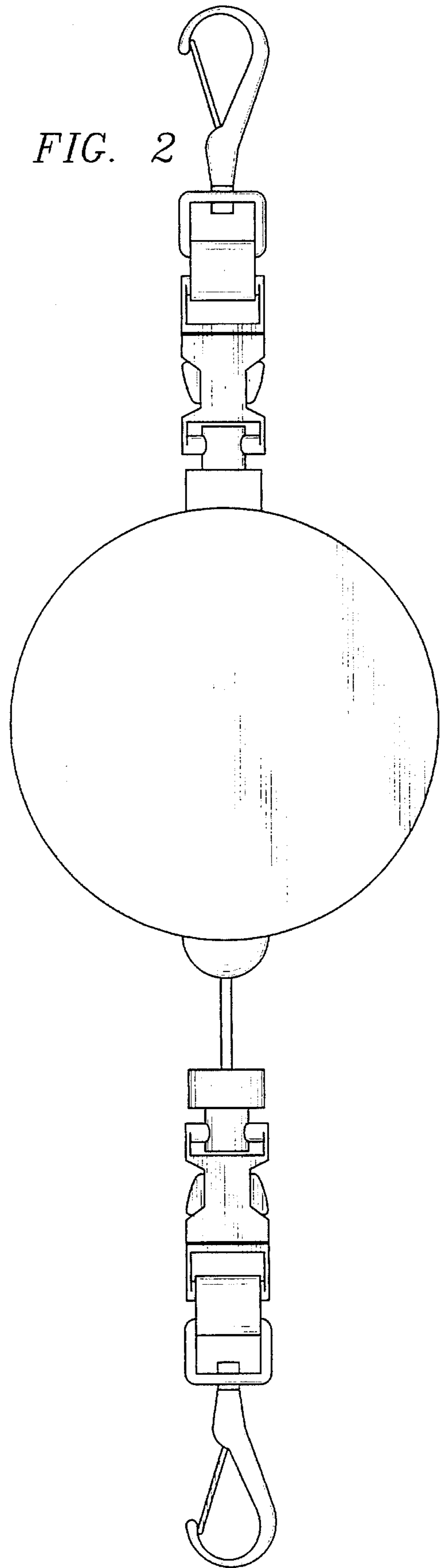


FIG. 3




FIG. 4



FIG. 5

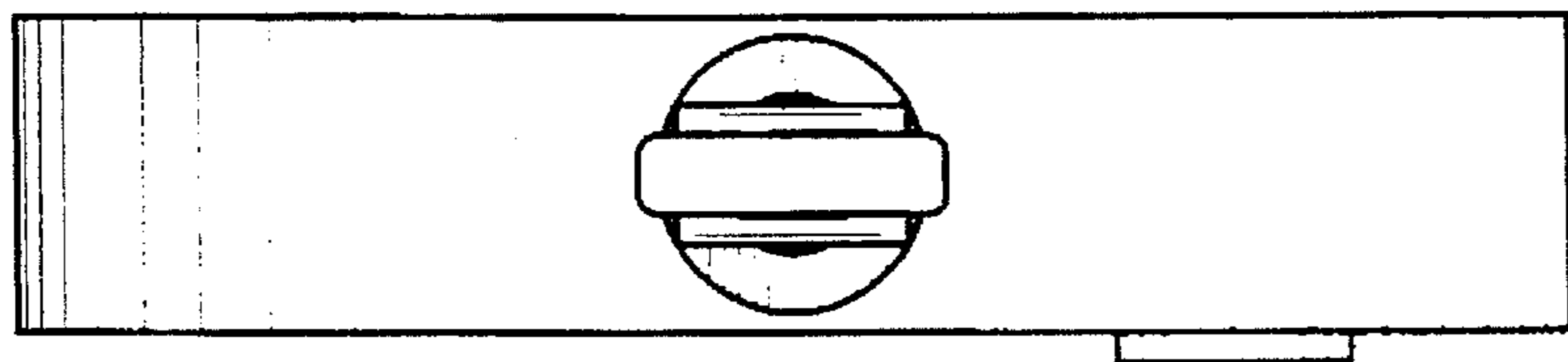


FIG. 6

