



US00D377378S

United States Patent [19]

Monneret

[11] Patent Number: **Des. 377,378**

[45] Date of Patent: ****Jan. 14, 1997**

[54] **TOY DESK**

[75] Inventor: **Alain Monneret**, Voiteur, France

[73] Assignee: **Monneret Jouets**, Lons-le-Saunier, France

[**] Term: **14 Years**

[21] Appl. No.: **28,355**

[22] Filed: **Sep. 13, 1994**

[30] Foreign Application Priority Data

Mar. 29, 1994 [WO] WIPO DM/029 171

[52] U.S. Cl. **D21/121; D6/419; D6/430**

[58] Field of Search D6/422-428, 419, D6/420; D21/121, 123; 312/194-196; 248/441.1, 447, 448, 453-457, 460; D19/59

[56] References Cited

U.S. PATENT DOCUMENTS

- D. 193,559 9/1962 Barnes D6/420
- D. 269,196 5/1983 Appel et al. D21/121
- D. 282,218 1/1986 Catelli D21/121
- D. 287,741 1/1987 Taylor D21/121
- D. 296,800 7/1988 Benedetto et al. D21/121
- D. 305,838 2/1990 Bienenstock D6/420

- D. 330,573 10/1992 Monneret D21/121
- D. 346,287 4/1994 Rosen D6/420 X
- D. 358,434 5/1995 Brown et al. D21/121

Primary Examiner—Carmen H. Vales-Lado
Attorney, Agent, or Firm—Young & Thompson

[57] CLAIM

The ornamental design for a toy desk, as shown and described.

DESCRIPTION

FIG. 1 is a front, side and top perspective view of a toy desk showing my new design;
 FIG. 2 is a front perspective view, the rear being identical thereto except for the cord on the moveable desk top and the tradename logo;
 FIG. 3 is a side perspective view, the opposite side being a mirror image thereof;
 FIG. 4 is a top plan view thereof;
 FIG. 5 is a front perspective with the drawers in extended position;
 FIG. 6 is a front perspective with the top in raised position;
 FIG. 7 is a rear perspective view thereof; and,
 FIG. 8 is a rear perspective view with the top in an alternate position of use.

1 Claim, 8 Drawing Sheets






FIG. 1




FIG. 2



FIG. 3




FIG. 4



FIG. 5




FIG. 6




FIG. 7



FIG. 8