



US00D377365S

# United States Patent [19] Conway

[11] Patent Number: **Des. 377,365**

[45] Date of Patent: **\*\*Jan. 14, 1997**

[54] **EYEWEAR FRONT**

[75] Inventor: **Simon M. Conway**, Lima, N.Y.

[73] Assignee: **Bausch & Lomb Incorporated**,  
Rochester, N.Y.

[\*\*] Term: **14 Years**

[21] Appl. No.: **46,649**

[22] Filed: **Oct. 20, 1995**

[52] U.S. Cl. .... **D16/330**; D16/325; D16/333

[58] Field of Search ..... D16/101, 300,  
D16/302, 311-330, 332-333; 351/41, 44,  
47, 48, 51-52, 57-60, 65, 90-102, 124,  
125, 136-139, 158

[56] **References Cited**

### U.S. PATENT DOCUMENTS

D. 170,745	11/1953	Carmichael	.....	D16/329
D. 176,820	1/1956	Rohrbach	.....	D16/315
D. 220,405	4/1971	Tagnon	.....	D16/315
D. 276,349	11/1984	Zeni	.....	D16/117
D. 311,396	10/1990	Wiedmann	.....	D16/126
D. 350,967	9/1994	Cereda	.....	D16/315
D. 358,160	5/1995	Conway	.....	D16/326
2,045,916	6/1936	Martin	.....	351/51
2,669,903	2/1954	Tardy	.....	88/47
2,974,567	3/1961	Di Lorenzo	.....	351/91
3,233,249	2/1966	Baratelli et al.	.....	2/14
3,923,385	12/1975	Ahern, Jr.	.....	351/138
4,070,104	1/1978	Rice	.....	351/138

4,402,578	9/1983	Minart	.....	351/140
4,464,025	8/1984	Lhospice	.....	351/136
4,470,674	9/1984	Piampiano	.....	351/136
4,704,015	11/1987	Grendol et al.	.....	351/138
4,950,066	8/1990	Hartman	.....	351/52

### FOREIGN PATENT DOCUMENTS

2472764	12/1979	France	.....	G02C 5/12
---------	---------	--------	-------	-----------

### OTHER PUBLICATIONS

Review of Optometry Jun. 1988 p. 93 Eyeglasses.

*Primary Examiner*—Raphael Barkai

*Attorney, Agent, or Firm*—Katherine McGuire

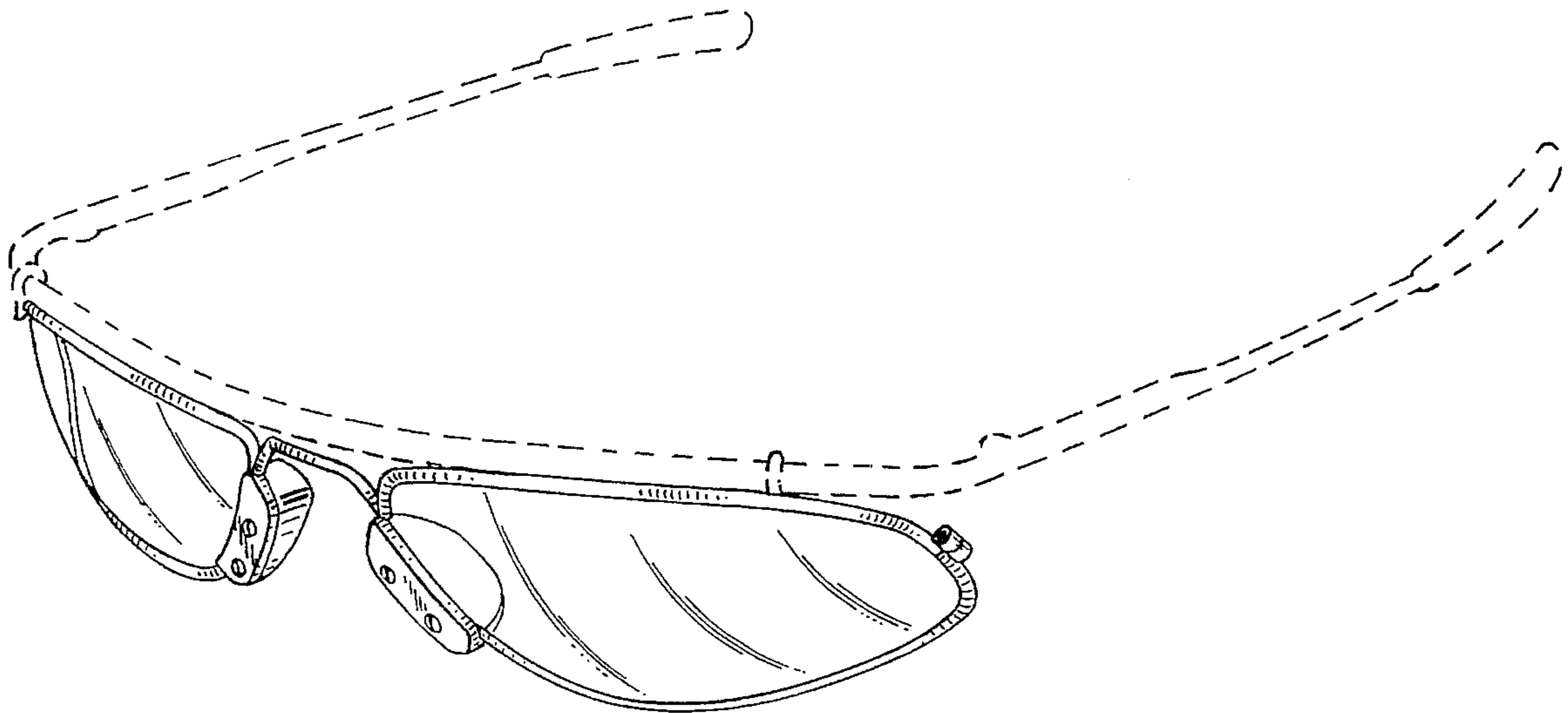
### [57] CLAIM

The ornamental design for an eyewear front, as shown and described.

### DESCRIPTION

FIG. 1 is a front, elevational view of an eyewear front showing my new design;  
 FIG. 2 is a rear, elevational view thereof;  
 FIG. 3 is a right side elevational view thereof, the side opposite being a mirror image;  
 FIG. 4 is a top plan view thereof;  
 FIG. 5 is a bottom plan view thereof; and,  
 FIG. 6 is a front perspective view thereof.  
 The dashed lines appearing in the Figures are for environmental purposes only and as such form no part of the claimed design.

**1 Claim, 4 Drawing Sheets**



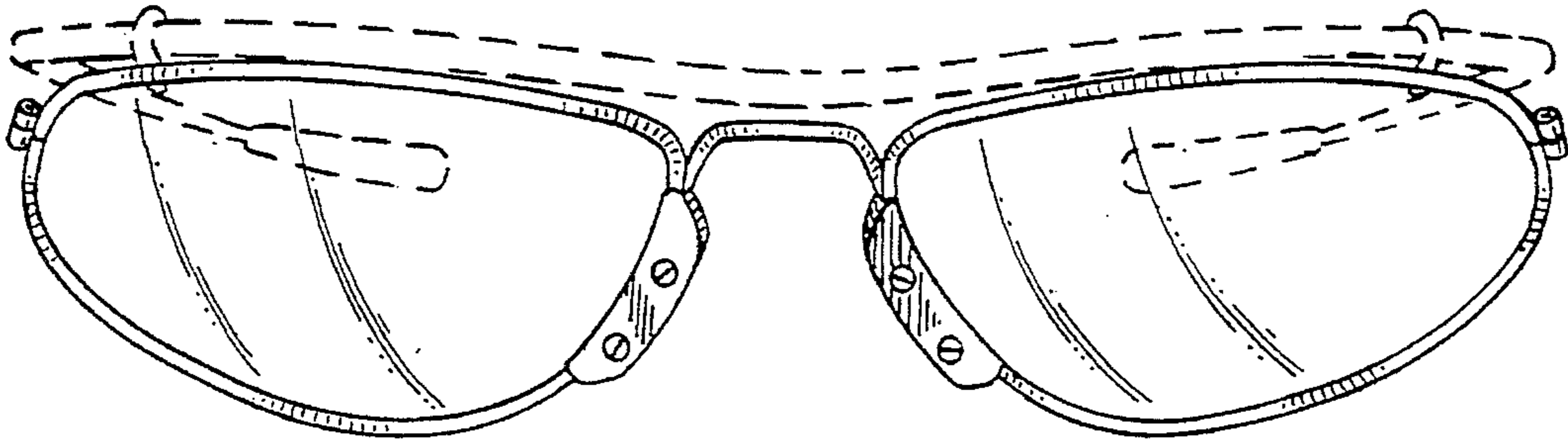


FIG. 1

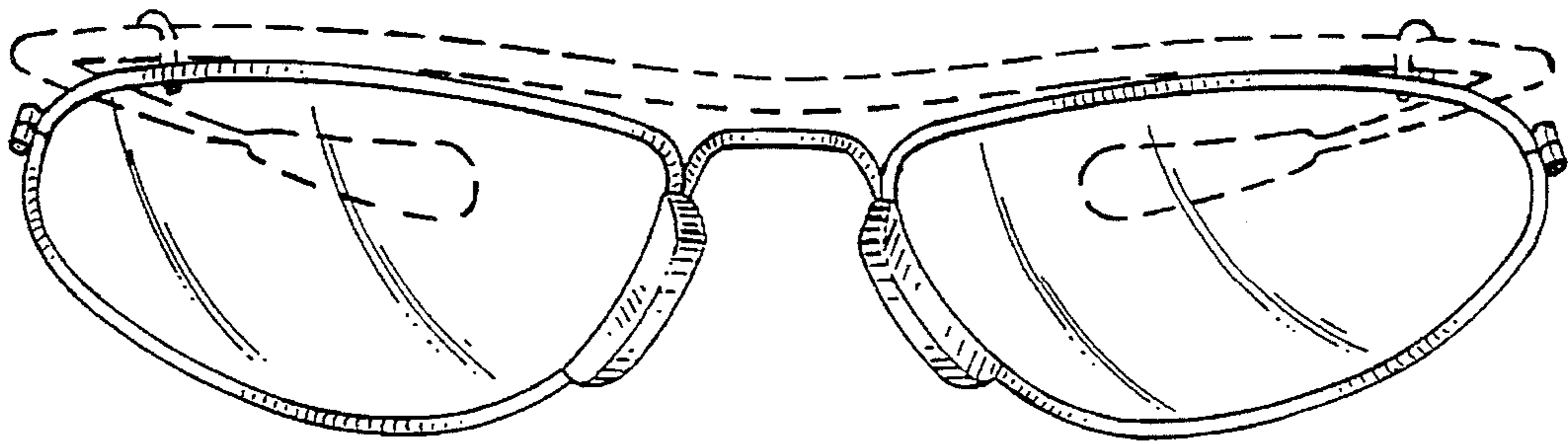


FIG. 2

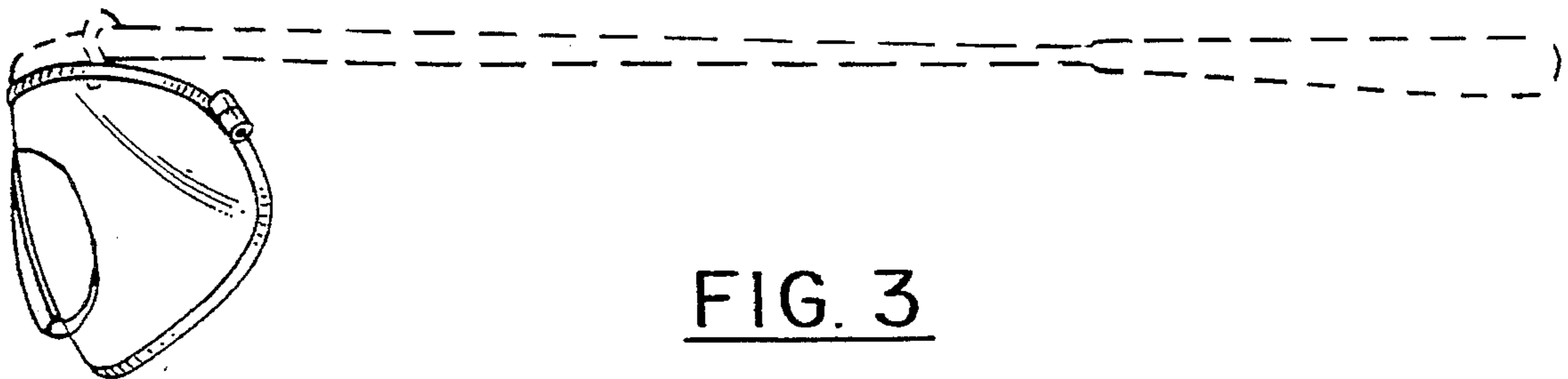


FIG. 3

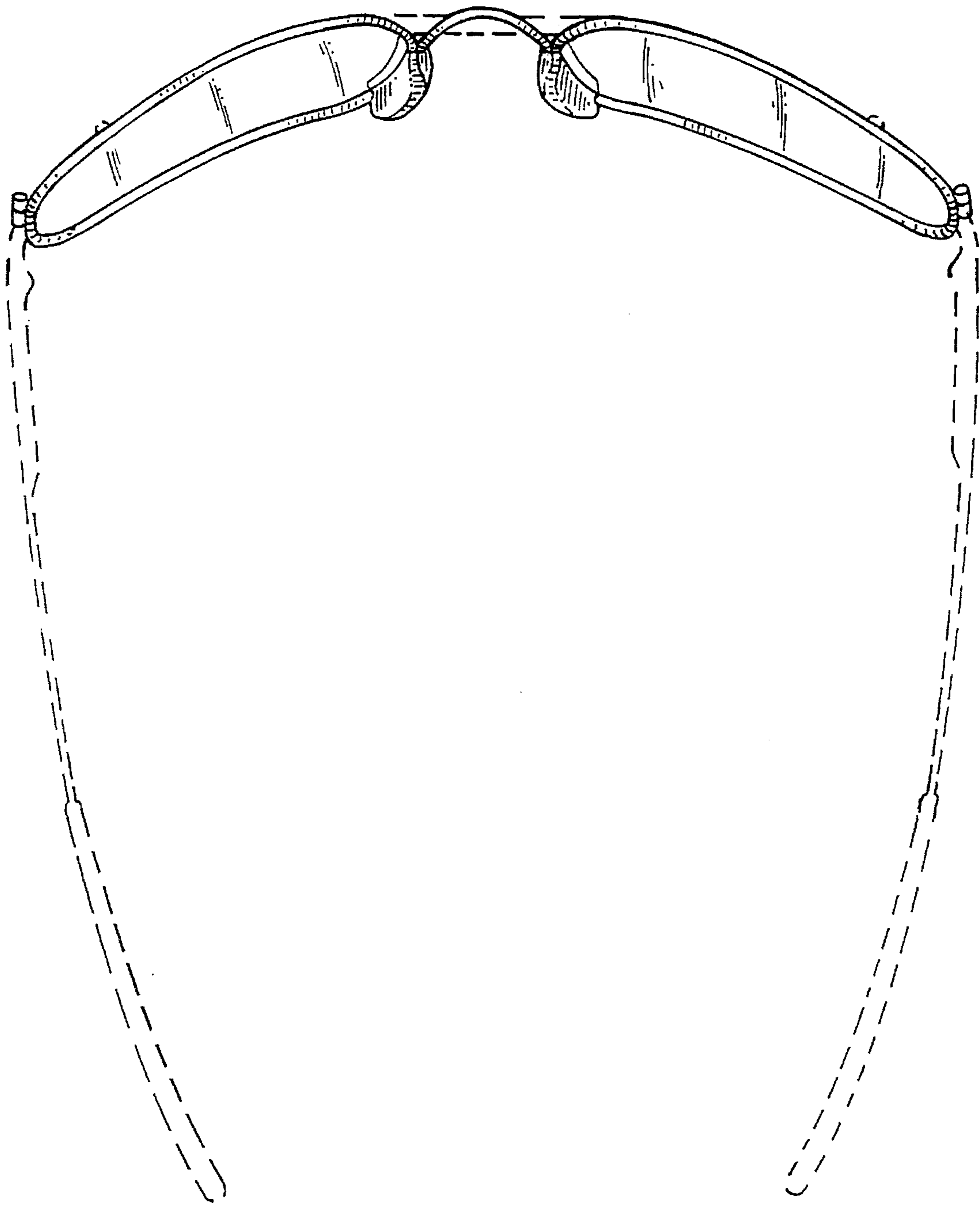


FIG. 4

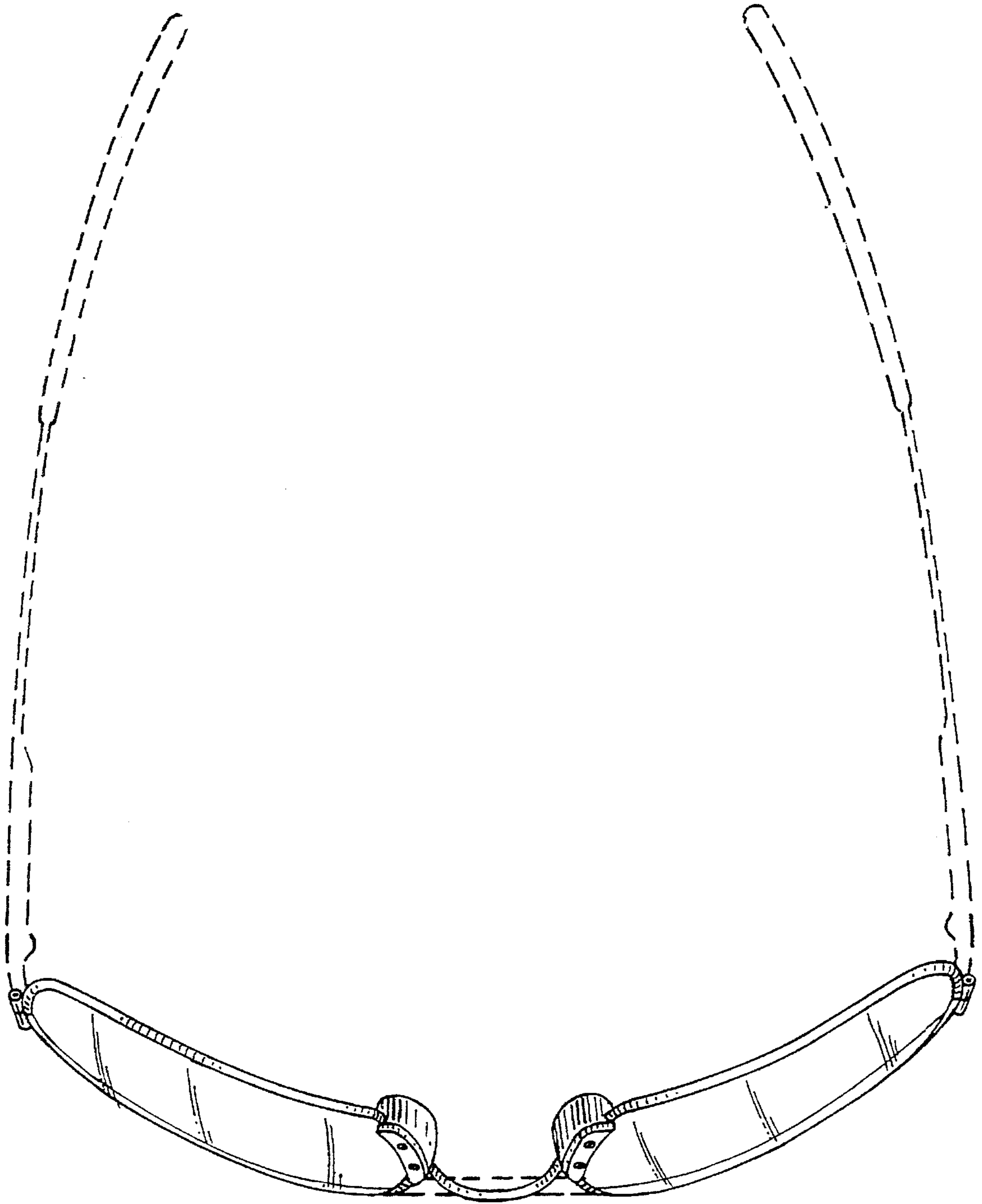


FIG. 5

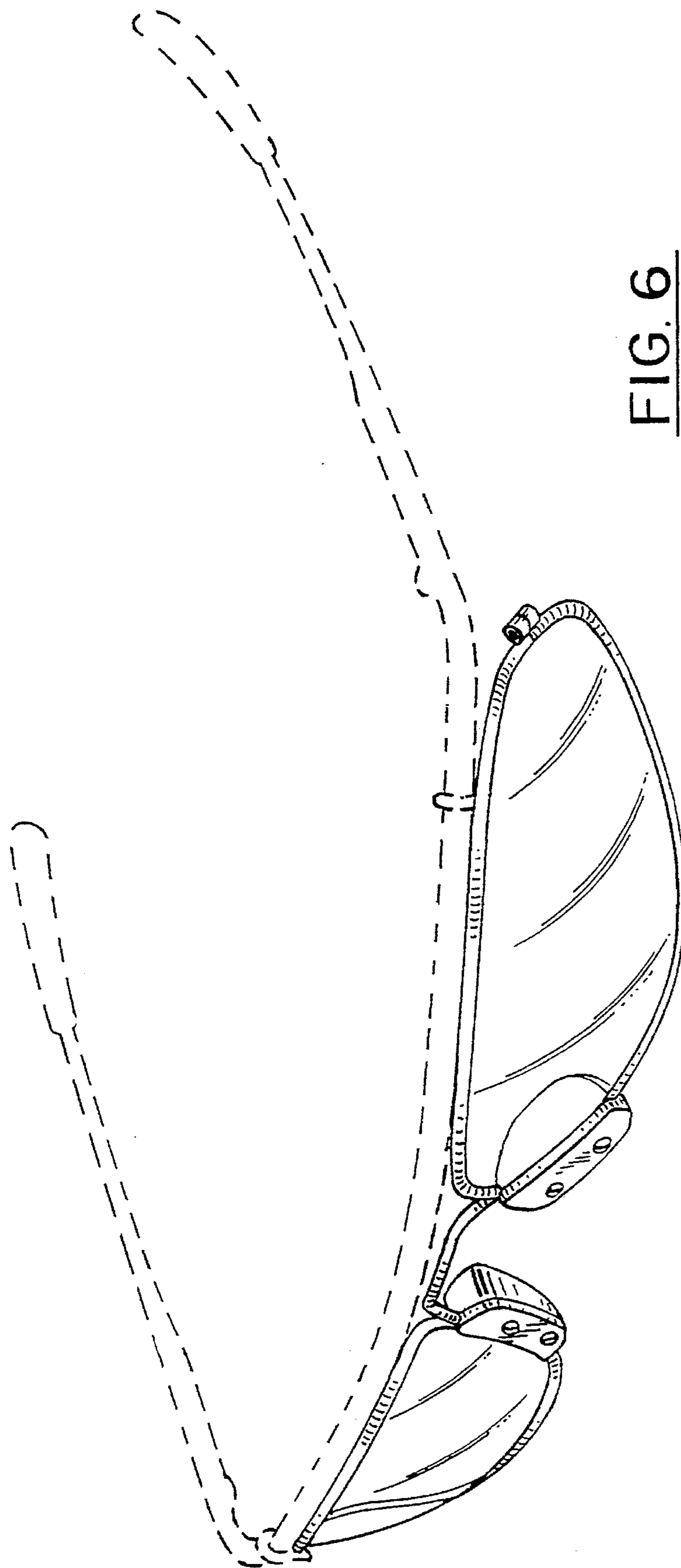


FIG. 6