



US00D377354S

United States Patent [19]

[11] Patent Number: **Des. 377,354**

Nuttall et al.

[45] Date of Patent: *****Jan. 14, 1997**

[54] **PORTABLE TELEPHONE HANDSET**

D. 355,659	2/1995	Lee et al.	D14/147 X
D. 357,251	4/1995	Watanabe et al.	D14/248 X
3,627,930	12/1971	Tolman	379/433

[75] Inventors: **Michael J. Nuttall**, Portola Valley;
Matthew D. Rohrbach, San Francisco,
both of Calif.; **John H. Schaffeld**, New
Vernon, N.J.; **Lee W. Tan**, Singapore,
Singapore; **Steven M. Wheatley**,
Morristown, N.J.

OTHER PUBLICATIONS

B. A. Pargh 1992 Spring/Summer Catalog, Cobra Phone at top left p. 314.
B. A. Pargh 1992 Spring/Summer Catalog, South West Bell Phone 2nd from bootm right and Panasonic Phone 2nd from top left p. 316.
B. A. Pargh 1992 Spring/Summer Catalog, Tropez Phone at bottom left p. 317.
Spiegel Catalog 1991, p. 504, Cobra Phone at top.

[73] Assignee: **Lucent Technologies Inc.**, Murray Hill, N.J.

[*] Notice: The portion of the term of this patent subsequent to Nov. 19, 2010, has been disclaimed.

Primary Examiner—Jeffrey Asch
Attorney, Agent, or Firm—Samuel R. Williamson

[**] Term: **14 Years**

[57] **CLAIM**

[21] Appl. No.: **33,037**

The ornamental design of a portable telephone handset, as shown and described.

[22] Filed: **Jan. 4, 1995**

[52] U.S. Cl. **D14/248**

DESCRIPTION

[58] **Field of Search** D14/116, 137,
D14/138, 140, 142, 147, 148, 248; 379/58-61,
419, 420, 428, 440, 433, 454, 455

FIG. 1 is a top, front and left side perspective view of a portable telephone handset showing our new design;
FIG. 2 is a rear elevation thereof;
FIG. 3 is a front elevation thereof;
FIG. 4 is a bottom plan view thereof;
FIG. 5 is a top plan view thereof;
FIG. 6 is a left side elevation thereof; and,
FIG. 7 is a right side elevation thereof.

[56] **References Cited**

U.S. PATENT DOCUMENTS

D. 301,146	5/1989	Jackwicz	D14/248
D. 313,800	1/1991	Appleby	D14/148 X
D. 352,710	11/1994	Solomita	D14/148
D. 355,188	2/1995	Folkes et al.	D14/148

1 Claim, 3 Drawing Sheets

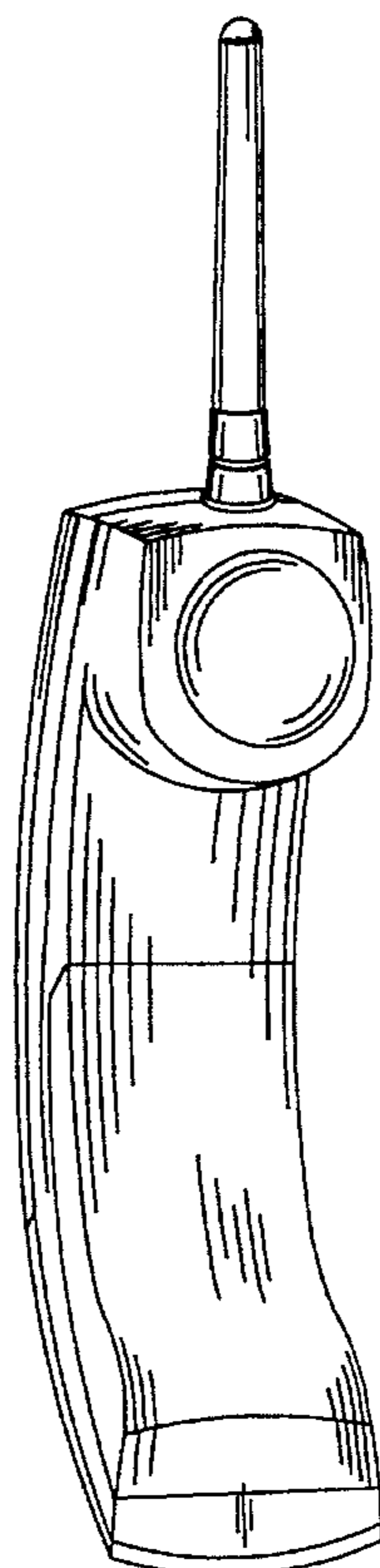


FIG. 1

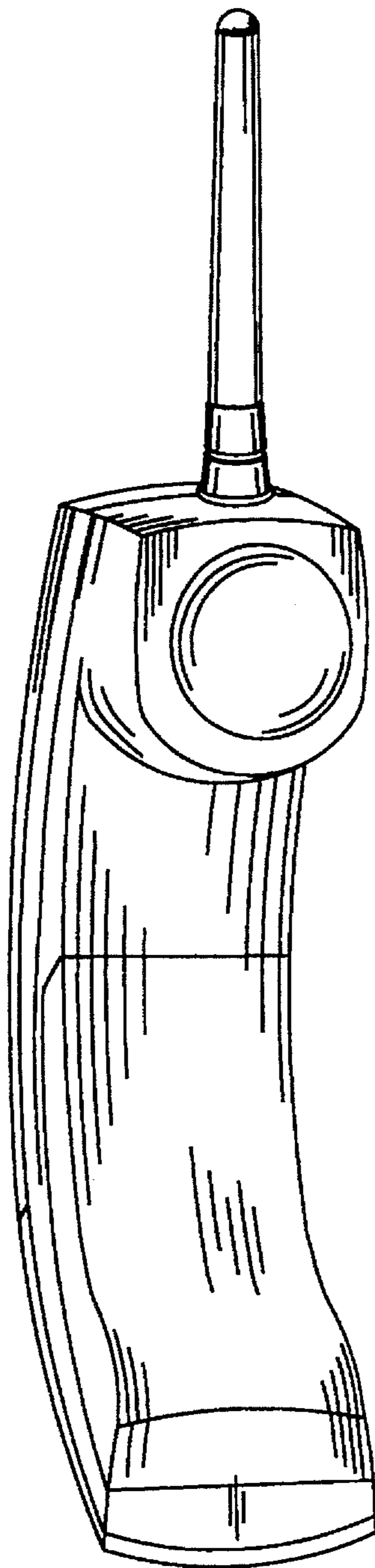


FIG. 2

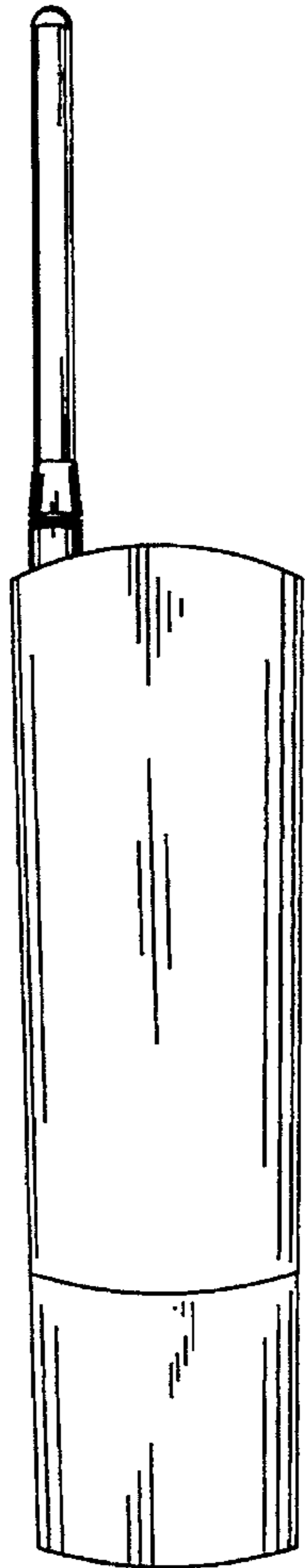


FIG. 3

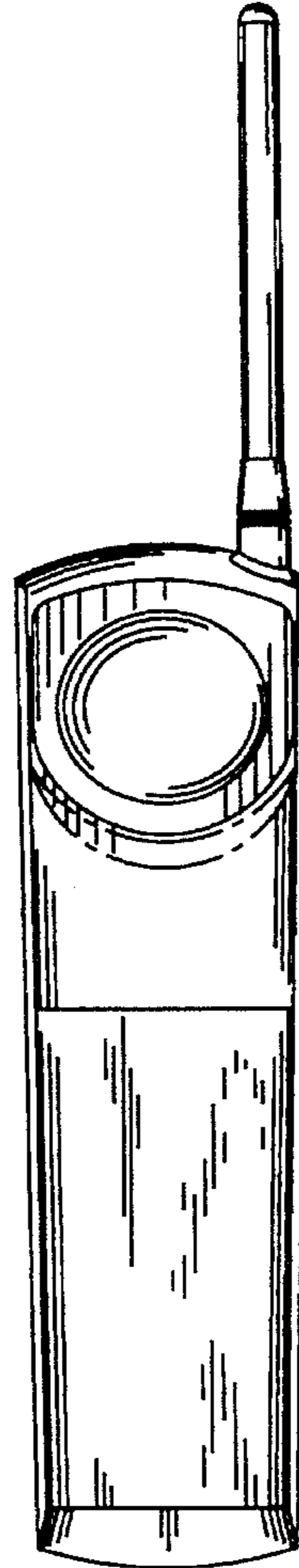


FIG. 4

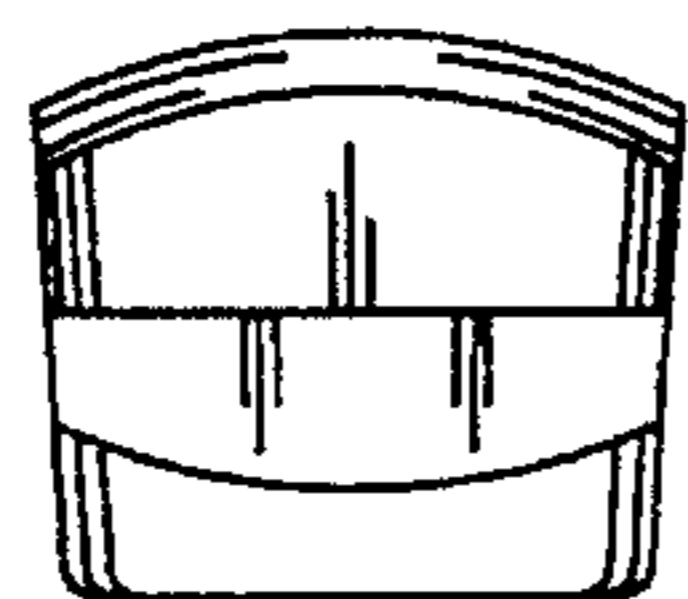


FIG. 5

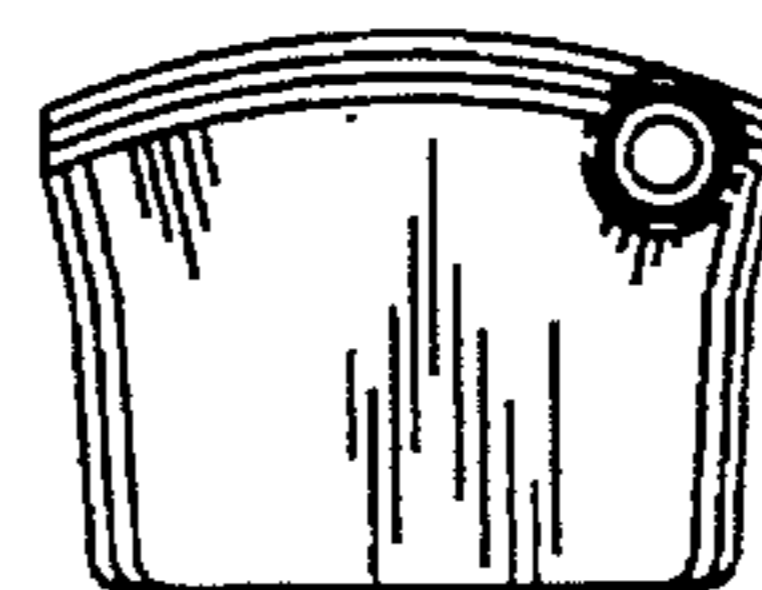


FIG. 6




FIG. 7

