



US00D377329S

United States Patent [19]
Hamamoto et al.

[11] **Patent Number: Des. 377,329**
[45] **Date of Patent: **Jan. 14, 1997**

[54] **AUTOMOBILE TIRE**

[75] Inventors: **Koya Hamamoto**, Hiratsuka; **Hiroshi Tokizaki**; **Izumi Kuramochi**, both of Tokyo, all of Japan

[73] Assignee: **The Yokohama Rubber Co., Ltd.**, Tokyo, Japan

[**] Term: **14 Years**

[21] Appl. No.: **40,840**

[22] Filed: **Jun. 28, 1995**

[30] **Foreign Application Priority Data**

Feb. 27, 1995 [JP] Japan 7-4824
[52] **U.S. Cl.** **D12/147**
[58] **Field of Search** D12/136, 141, D12/146, 147, 148; 152/209 R, 209 D

[56] **References Cited**

U.S. PATENT DOCUMENTS

D. 350,927 9/1994 Manestar D12/147
5,293,918 3/1994 Tsuda et al. 152/209 R

FOREIGN PATENT DOCUMENTS

9206636 5/1993 Germany .

OTHER PUBLICATIONS

Bilt-Mor Maxi-Weather All Season tire, *1994 Tread Design Guide*, p. 6, third row, far left.
Reynolds Turbo-Plus Radial GT tire, *1994 Tread Design Guide*, p. 53, fourth row, second from left.
Dunlop Radial Rover A/P tire, *1994 Tread Design Guide*, p. 84, second row, fourth from left.

Primary Examiner—James M. Gandy
Attorney, Agent, or Firm—Nikaido, Marmelstein, Murray & Oram LLP

[57] **CLAIM**

The ornamental design for an automobile tire, as shown and described.

DESCRIPTION

FIG. 1 is a front view of the automobile tire, showing the new design, the top plan view and the bottom plan view appearing the same as the front view;
FIG. 2 is a rear view of the automobile tire;
FIG. 3 is a right-side view of the automobile tire, the left-side view appearing the same as the right-side view;
FIG. 4 is a fragmentary front view, showing in enlargement the portion 4—4 in FIG. 1; and,
FIG. 5 is a sectional view, taken in the direction of line 5—5 of FIG. 4.

1 Claim, 4 Drawing Sheets

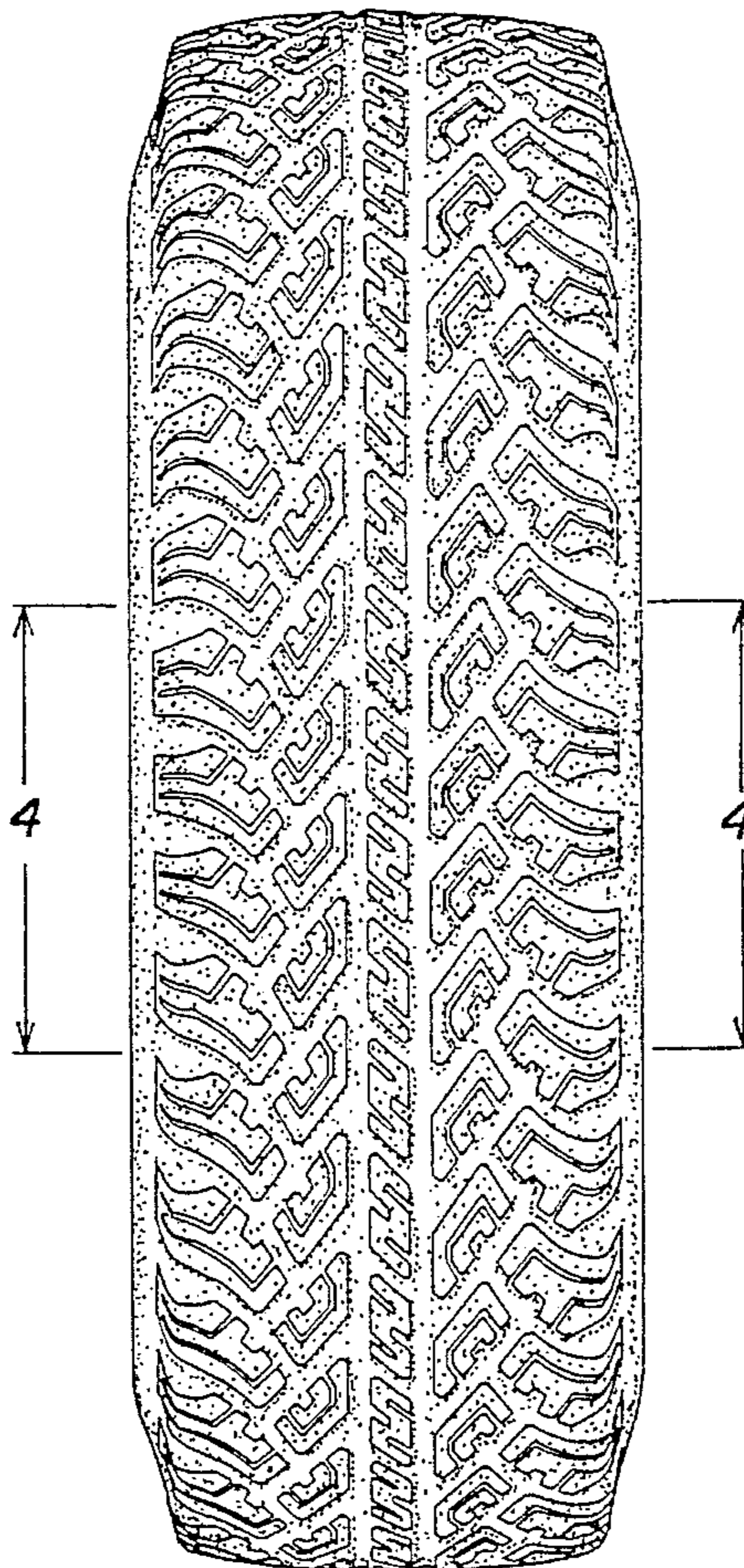


FIG. 1

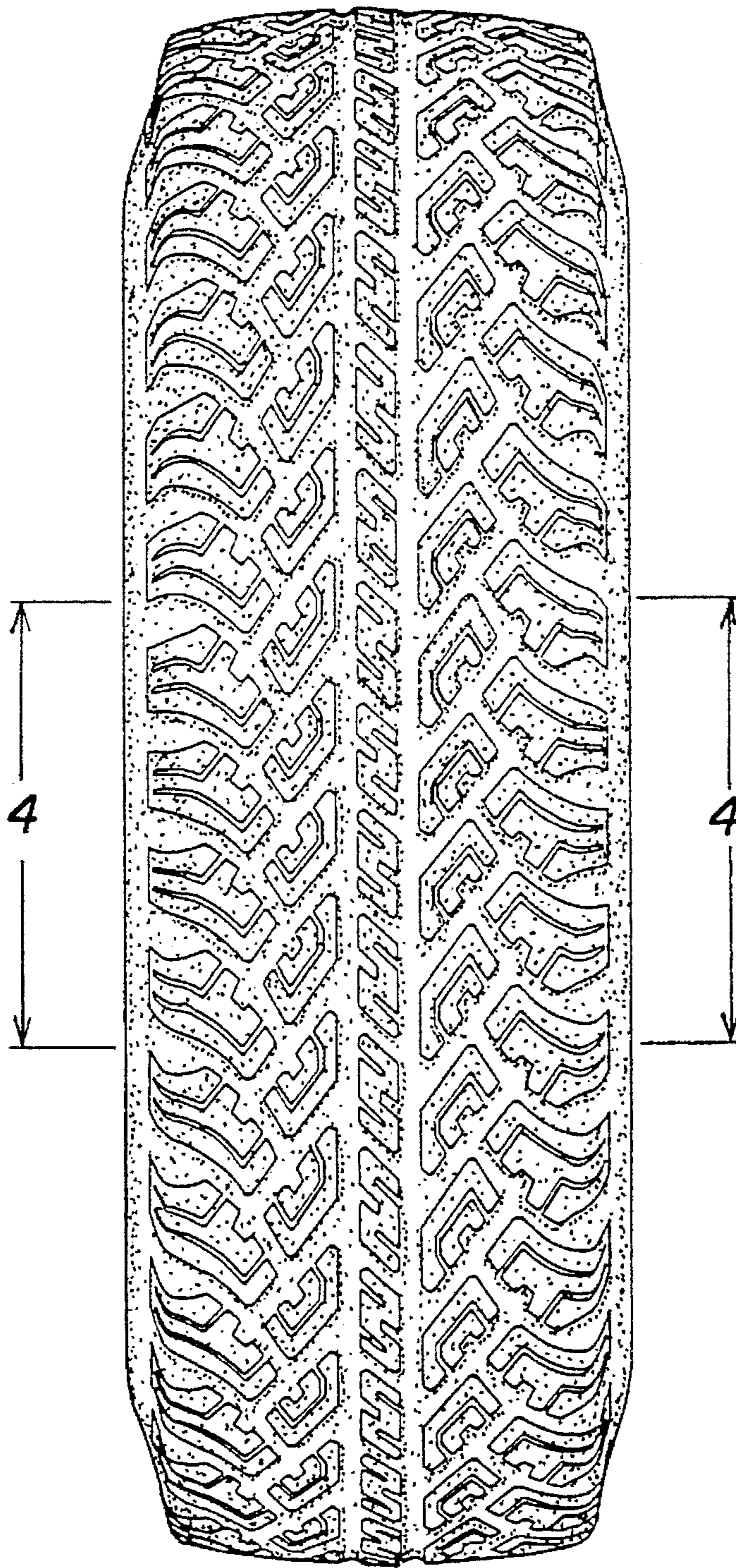


FIG. 2




FIG. 3

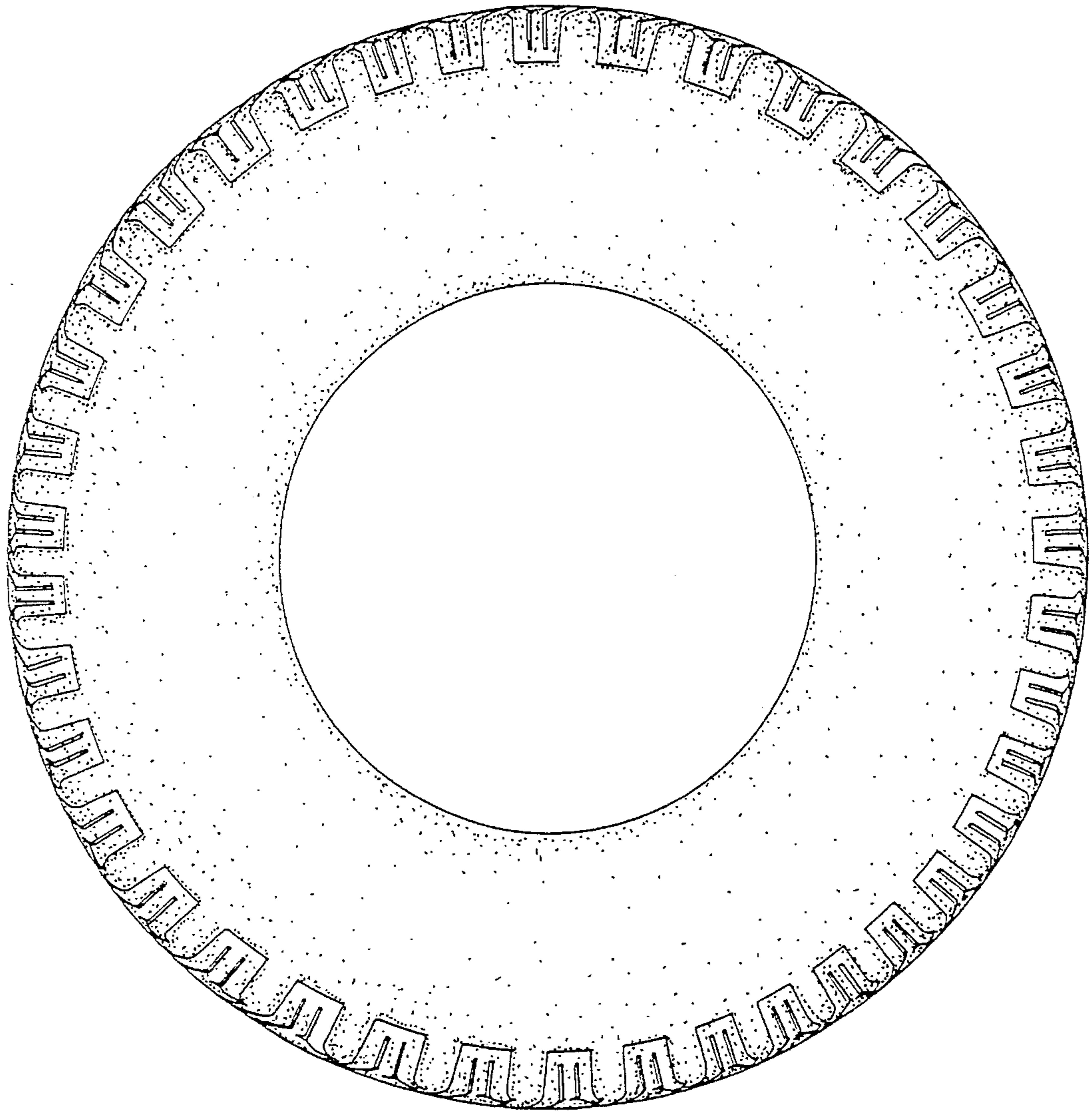


FIG. 4




FIG. 5

