



US00D377315S

United States Patent [19]

Moriai et al.

[11] Patent Number: **Des. 377,315**

[45] Date of Patent: ****Jan. 14, 1997**

[54] **WRIST WATCH**

[75] Inventors: **Ryusuke Moriai**, Fuusa; **Akihiro Sugisawa**, Fussa; **Takashi Nikaido**, Ome, all of Japan

[73] Assignee: **Casio Computer Co., Ltd.**, Tokyo, Japan

[**] Term: **14 Years**

[21] Appl. No.: **46,879**

[22] Filed: **Nov. 20, 1995**

[52] U.S. Cl. **D10/38; D10/30**

[58] Field of Search **D10/1-40, 122-132; 368/280-282, 276-277, 28-30, 285, 239-242, 82-84, 41-44**

[56] **References Cited**

U.S. PATENT DOCUMENTS

D. 287,470 12/1986 Houlihan D10/30
D. 346,974 5/1994 Houlihan D10/38

D. 348,013 6/1994 Nomura D10/38
D. 349,063 7/1994 Hanagata D10/39
D. 353,105 12/1994 Houlihan D10/30
D. 357,635 4/1995 Riley D10/30
D. 360,589 7/1995 Houlihan D10/30

Primary Examiner—Nelson C. Holtje
Attorney, Agent, or Firm—Frishauf, Holtz, Goodman, Langer & Chick

[57] **CLAIM**

The ornamental design for a wrist watch, as shown.

DESCRIPTION

FIG. 1 is a front elevational view of a wrist watch showing our new design;
FIG. 2 is a right side elevational view thereof;
FIG. 3 is a left side elevational view thereof;
FIG. 4 is a top plan view thereof;
FIG. 5 is a bottom plan view thereof;
FIG. 6 is a rear elevational view thereof; and,
FIG. 7 is a perspective view thereof.

1 Claim, 2 Drawing Sheets



FIG. 4

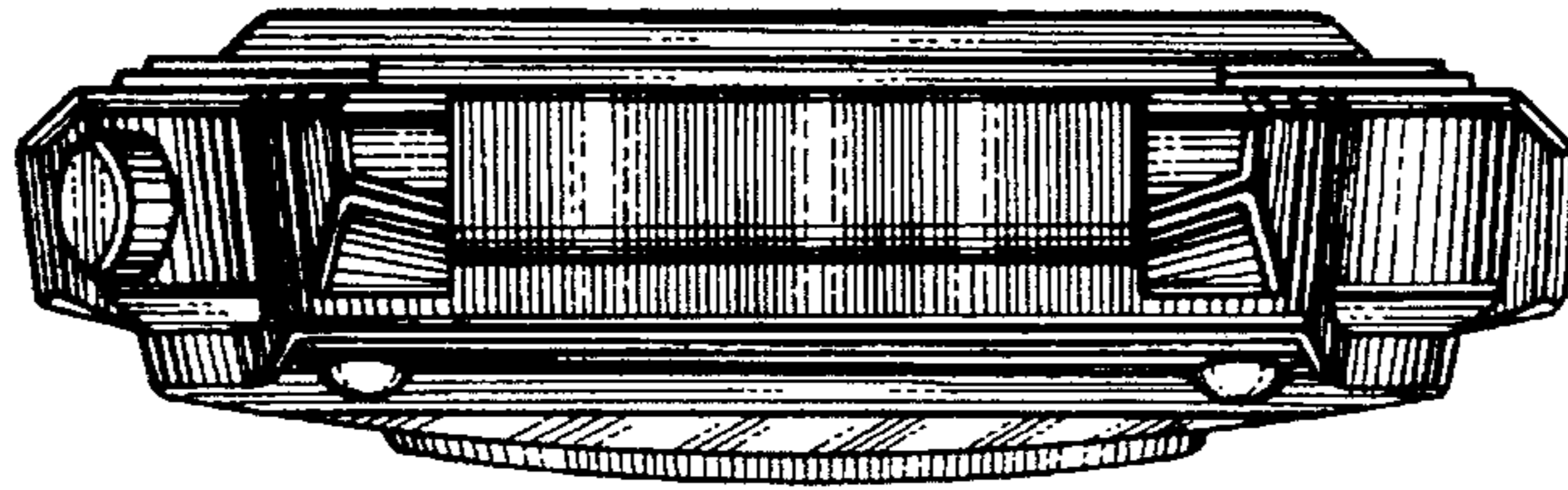


FIG. 3




FIG. 1




FIG. 2



FIG. 5

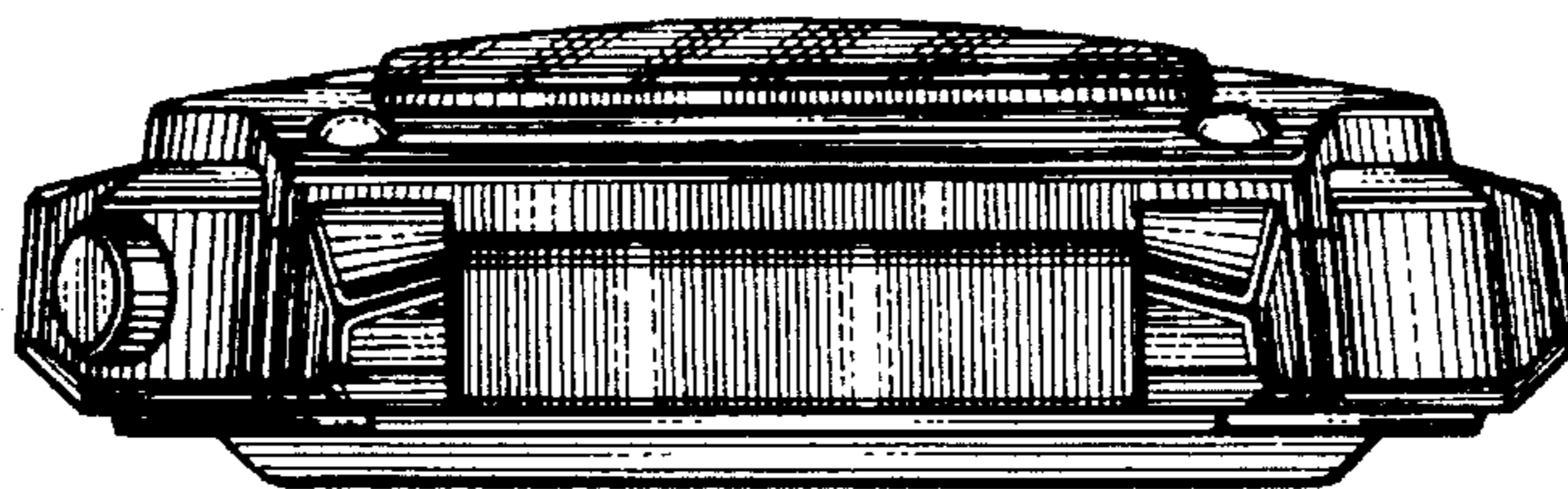


FIG. 6

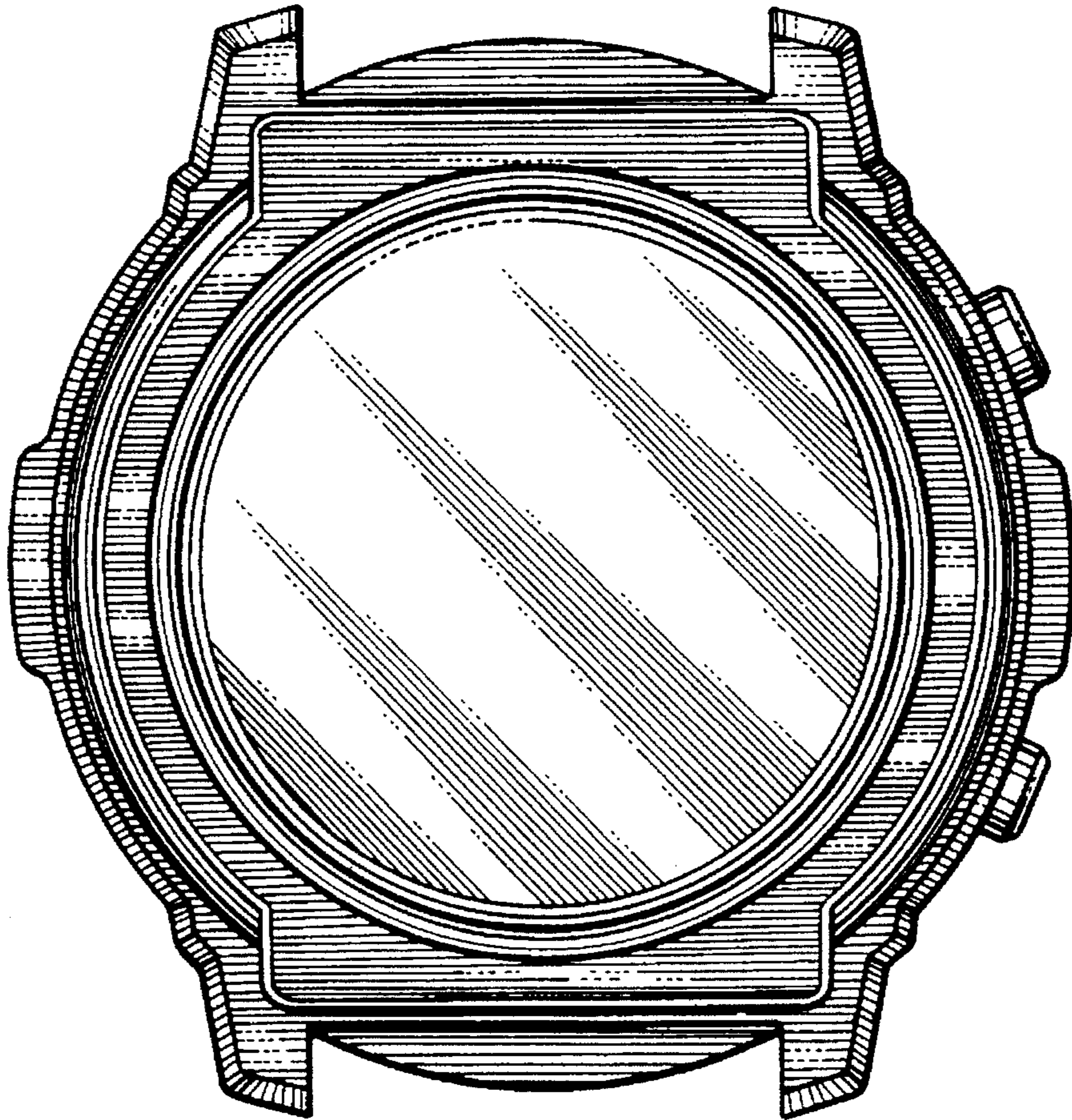


FIG. 7

