



US00D377312S

United States Patent [19]

[11] Patent Number: **Des. 377,312**

Runaldue

[45] Date of Patent: ****Jan. 14, 1997**

[54] **PADDED EDGE COVERING FOR FURNITURE**

4,292,901	10/1981	Cox	206/453	X
4,915,247	4/1990	Odenthal	206/586	X
5,474,185	12/1995	Franke	206/586	

[76] Inventor: **Michael A. Runaldue**, 16 Laurie Dr., Ft. Walton Beach, Fla. 32548

FOREIGN PATENT DOCUMENTS

[**] Term: **14 Years**

624305 6/1949 United Kingdom 150/158

[21] Appl. No.: **43,302**

Primary Examiner—Ted Shooman

Assistant Examiner—C. Tuttle

[22] Filed: **Aug. 31, 1995**

[52] U.S. Cl. **D8/403**

[58] Field of Search D8/402, 400, 403, D8/499; D9/456; D6/300, 491, 492, 501, 509, 511, 610; 248/345.1; 206/586, 320, 449, 326, 453, 454; 108/27; 150/158, 155

[57] CLAIM

The ornamental design for a padded edge covering for furniture, as shown and described.

DESCRIPTION

FIG. 1 is a front elevational view of the padded edge covering for furniture showing my new design; FIG. 2 is a rear elevational view thereof; FIG. 3 is a right side elevational view thereof; FIG. 4 is a left side elevational view thereof; FIG. 5 is a top plan view thereof; and, FIG. 6 is a bottom plan view thereof.

[56] References Cited

U.S. PATENT DOCUMENTS

D. 44,584	8/1913	Murphy	D6/511
D. 330,159	10/1992	Dodds	D8/403
2,941,710	6/1960	Smith et al.	225/199 X
3,922,408	11/1975	Smith	248/345.1 X
4,153,230	5/1979	Giacin	206/586

1 Claim, 3 Drawing Sheets

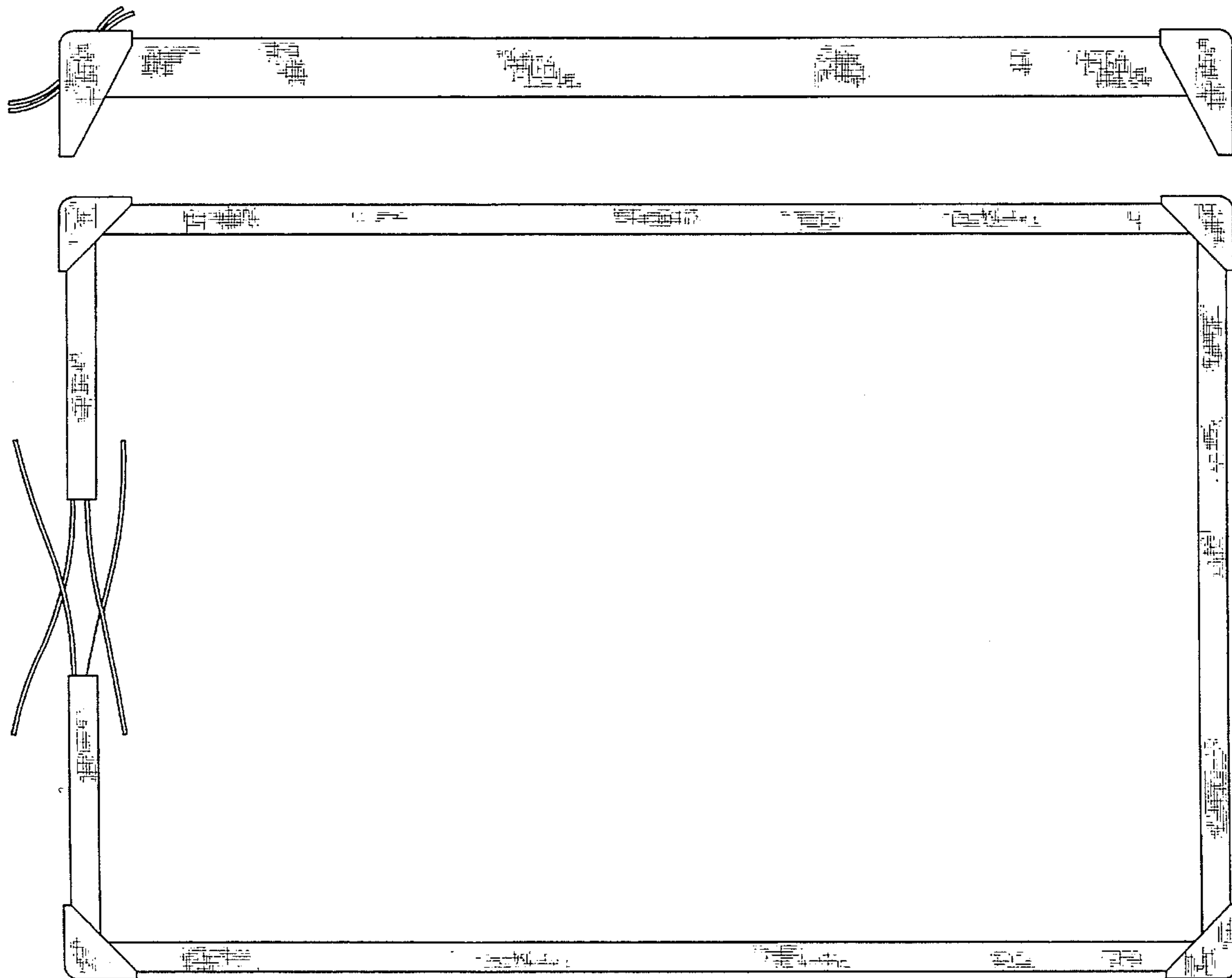


FIG. 1

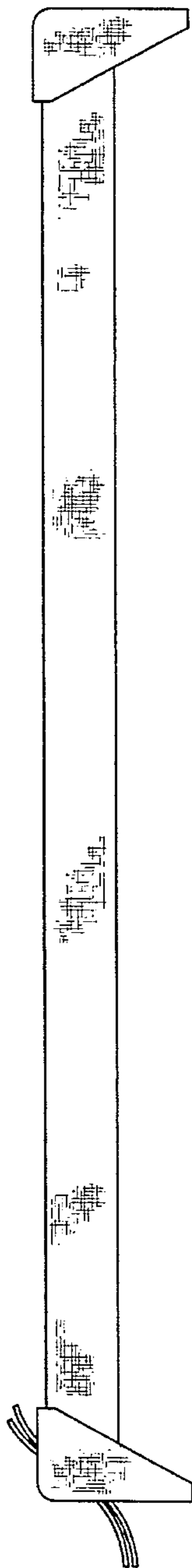


FIG. 2

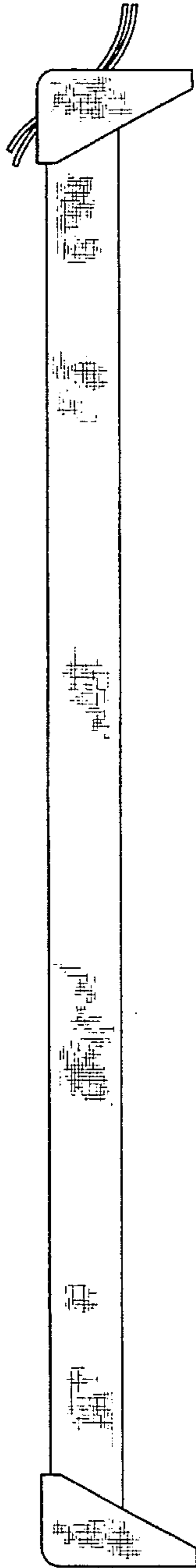


FIG. 3

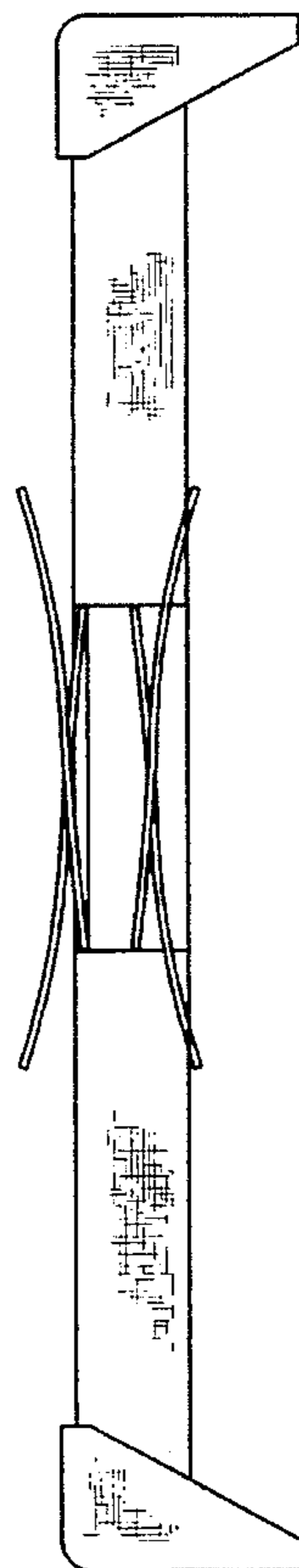


FIG. 4

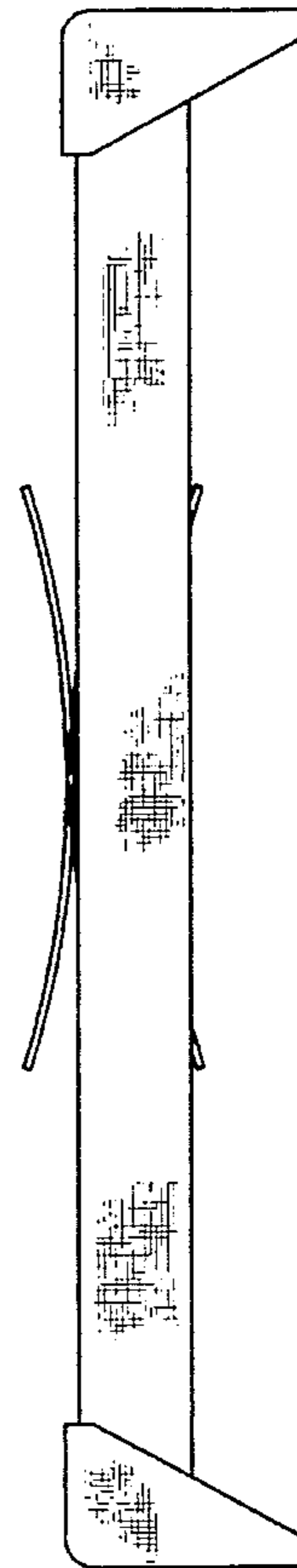


FIG. 5




FIG. 6

