



US00D377294S

United States Patent [19]
Brady

[11] **Patent Number: Des. 377,294**

[45] **Date of Patent: **Jan. 14, 1997**

[54] **ELONGATED OVENABLE FOOD TRAY**

[75] **Inventor: Beth A. Brady, Allegheny County, Pa.**

[73] **Assignee: Package Products, Inc., Pittsburgh, Pa.**

[**] **Term: 14 Years**

[21] **Appl. No.: 45,081**

[22] **Filed: Oct. 10, 1995**

[52] **U.S. Cl. D7/554; D7/550**

[58] **Field of Search D7/550, 553, 554,
D7/555, 556, 549, 543, 545, 546, 548,
547, 359, 360, 698, 601, 602; 206/564,
557; 220/575, 556, 23.8**

[56] **References Cited**

U.S. PATENT DOCUMENTS

- D. 224,751 12/1972 Propst et al. D7/550
- D. 240,714 7/1976 White D7/550 X
- D. 286,344 10/1986 Hughes, Jr. D7/553 X
- D. 292,357 10/1987 Marain D7/550
- D. 311,112 10/1990 Sweatt, III et al. D7/548 X

- D. 350,669 9/1994 Conti D7/360
- D. 351,694 10/1994 Evans D7/550 X
- D. 367,399 2/1996 Brooks D7/550 X
- 2,137,477 11/1938 Haven D7/544 X
- 4,905,836 3/1990 Lindgren et al. 206/557

Primary Examiner—M. N. Pandozzi

Attorney, Agent, or Firm—Arnold B. Silverman; Eckert
Seamans Cherin & Mellott

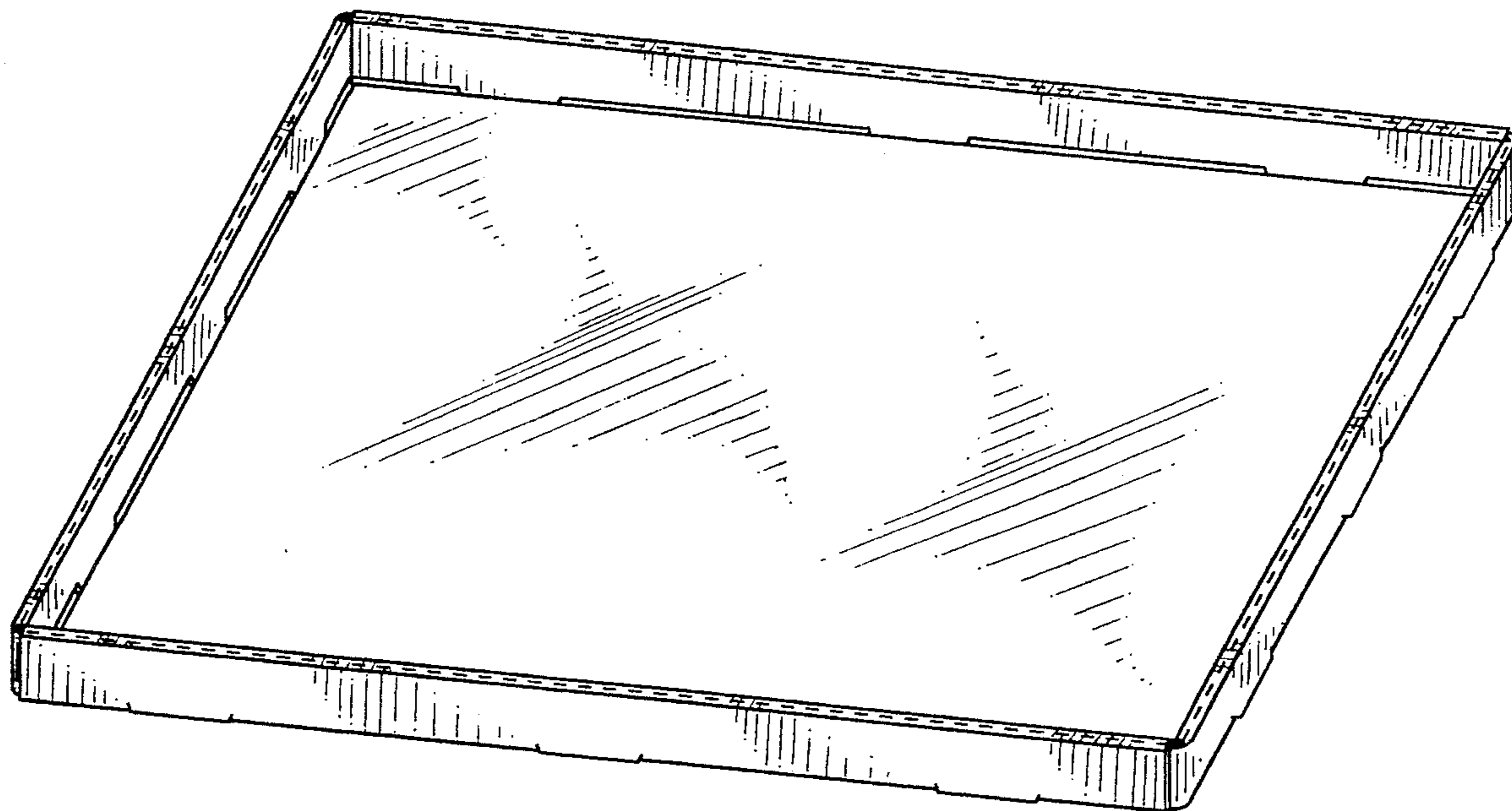
[57] **CLAIM**

The ornamental design for elongated ovenable food tray, as shown and described.

DESCRIPTION

FIG. 1 is a top perspective view of an elongated ovenable food tray showing my new design;
 FIG. 2 is a top plan view thereof;
 FIG. 3 is a bottom plan view thereof;
 FIG. 4 is a front elevation thereof;
 FIG. 5 is a rear elevation thereof;
 FIG. 6 is a right side elevation thereof; and,
 FIG. 7 is a left side elevation thereof.

1 Claim, 4 Drawing Sheets



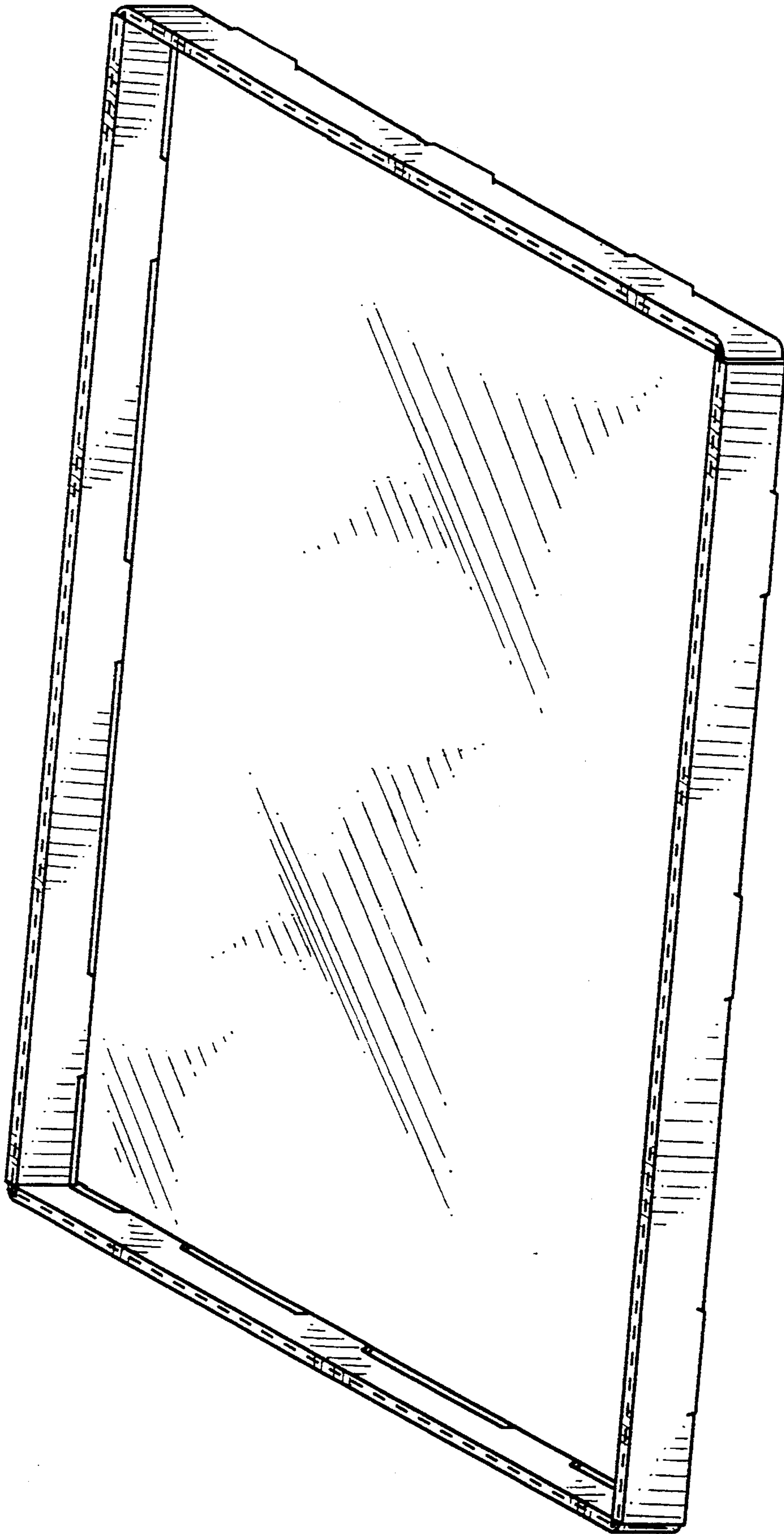


FIG. 1




FIG. 2




FIG. 3




FIG. 4

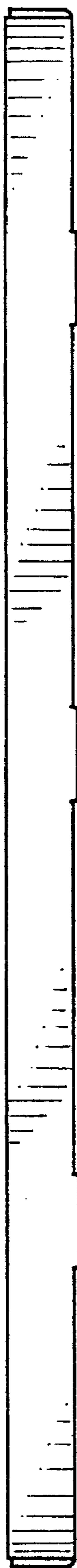


FIG. 5



FIG. 6




FIG. 7