



US00D377288S

United States Patent [19]
Jackson

[11] **Patent Number: Des. 377,288**

[45] **Date of Patent: **Jan. 14, 1997**

[54] **VIDEO CARTRIDGE/CD CONTAINER**

[76] **Inventor: Craig Jackson, 195 Berry St., Hackensack, N.J. 07601**

[**] **Term: 14 Years**

[21] **Appl. No.: 35,362**

[22] **Filed: Feb. 24, 1995**

[52] **U.S. Cl. D6/632**

[58] **Field of Search** D6/407, 626-635, D6/448, 468; D9/414, 432, 424-425; D3/207, 218, 249, 304; D19/26, 74-76; 206/307, 307.1-308.1, 309-313, 316.1, 387.1, 408, 411, 425, 45.2, 45.23; 312/9.1-9.2; 211/40-42

[56] **References Cited**

U.S. PATENT DOCUMENTS

D. 279,264 6/1985 Ujiie D9/414 X
D. 284,621 7/1986 Swinney D6/634
D. 319,727 9/1991 Kitada D6/631

D. 345,858 4/1994 Bauer D6/634
D. 346,488 5/1994 Horikiri D6/634
D. 357,860 5/1995 Lee D9/432
5,211,287 5/1993 Weisburn et al. 206/387
5,259,498 11/1993 Weisburn et al. 206/309 X

Primary Examiner—James M. Gandy
Assistant Examiner—Stacia Sinuik

[57] **CLAIM**

The ornamental design for a video cartridge/CD container, as shown and described.

DESCRIPTION

FIG. 1 is a front elevational view of the video cartridge/CD container showing my new design; FIG. 2 is a rear elevational view thereof; FIG. 3 is a left side elevational view thereof; FIG. 4 is a right side elevational view thereof; FIG. 5 is a top plan view thereof; and, FIG. 6 is a bottom plan view thereof.

1 Claim, 3 Drawing Sheets




FIG. 1



FIG. 2




FIG. 3




FIG. 4




FIG. 5

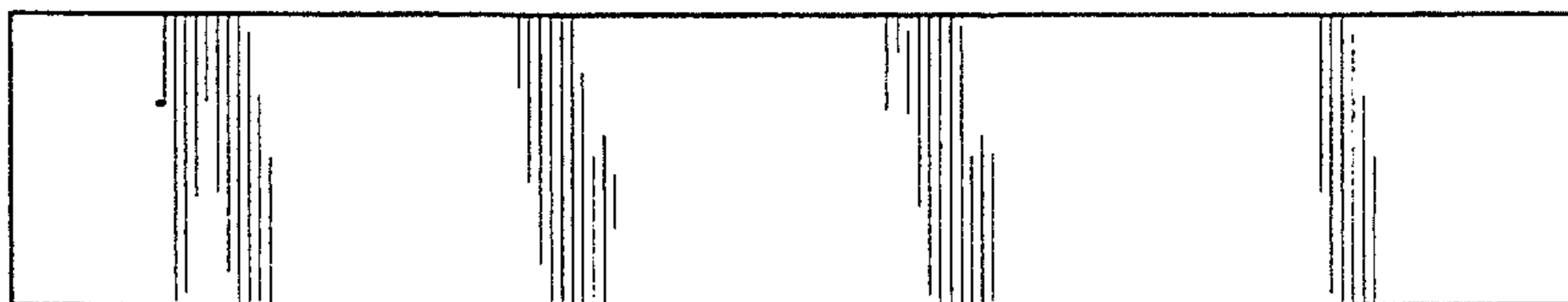


FIG. 6

