



US00D377287S

**United States Patent** [19]  
**Biba**

[11] **Patent Number: Des. 377,287**

[45] **Date of Patent: \*\*Jan. 14, 1997**

[54] **WINDOW BLIND PULL**

[75] Inventor: **Scott I. Biba**, Mazomanie, Wis.

[73] Assignee: **Springs Window Fashions Division, Inc.**, Middleton, Wis.

[\*\*] Term: **14 Years**

[21] Appl. No.: **41,548**

[22] Filed: **Jul. 17, 1995**

[52] U.S. Cl. .... **D6/581**

[58] **Field of Search** ..... D6/581, 577, 579,  
D6/580, 581; 160/178.1 R, 178.1 V, 178.2 R;  
16/121, 122, 123; D8/300, 303, 306, 313,  
314; 428/28

[56] **References Cited**

**U.S. PATENT DOCUMENTS**

D. 288,765	3/1987	Falkenberg et al. ....	D6/581
D. 343,541	1/1994	Kassraie .....	D6/580
2,532,202	11/1950	Steinbachner .....	16/122 X
5,504,977	4/1996	Weppner .....	16/122 X

*Primary Examiner*—B. J. Bullock  
*Assistant Examiner*—Linda Brooks  
*Attorney, Agent, or Firm*—Vernon J. Pillote

[57] **CLAIM**

The ornamental design for a window blind pull, as shown.

**DESCRIPTION**

FIG. 1 is a perspective view of a window blind pull of the present invention;

FIG. 2 is a front view in elevation of the window blind pull of FIG. 1;

FIG. 3 is a side view in elevation of the window blind pull as seen from the right hand side of FIG. 1;


FIG. 4 is a rear view in elevation of the window blind pull of FIG. 1;


FIG. 5 is a side view in elevation of the window blind pull as seen from the left hand side of FIG. 1;

FIG. 6 is a top plan view of the window blind pull of FIG. 1; and,

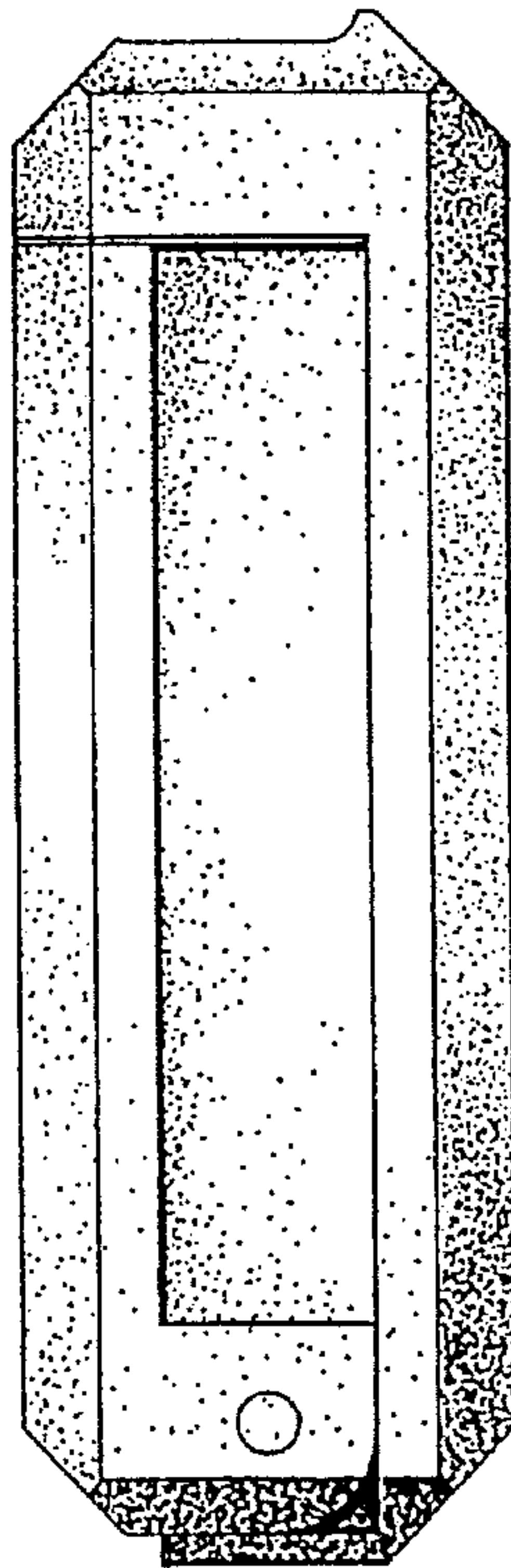
FIG. 7 is a bottom plan view of the window blind pull of FIG. 1.

**1 Claim, 1 Drawing Sheet**

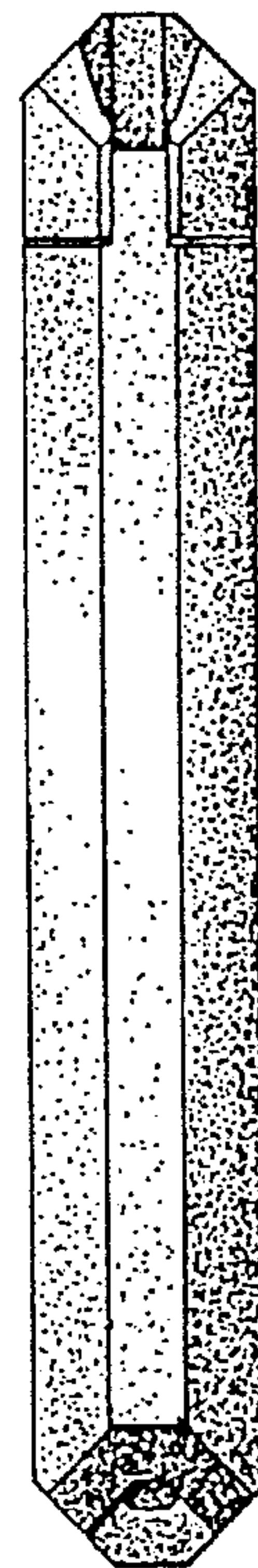





*FIG. 1*




*FIG. 2*



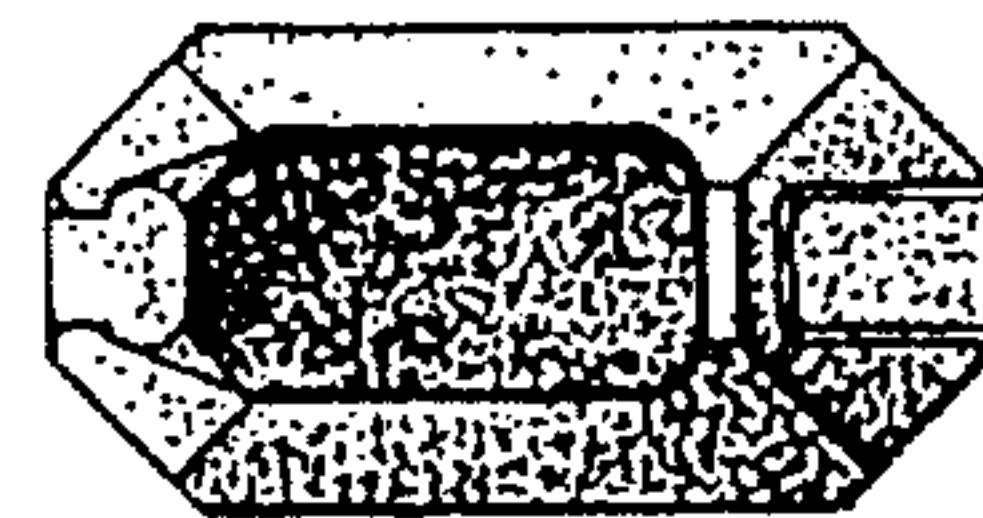
*FIG. 3*



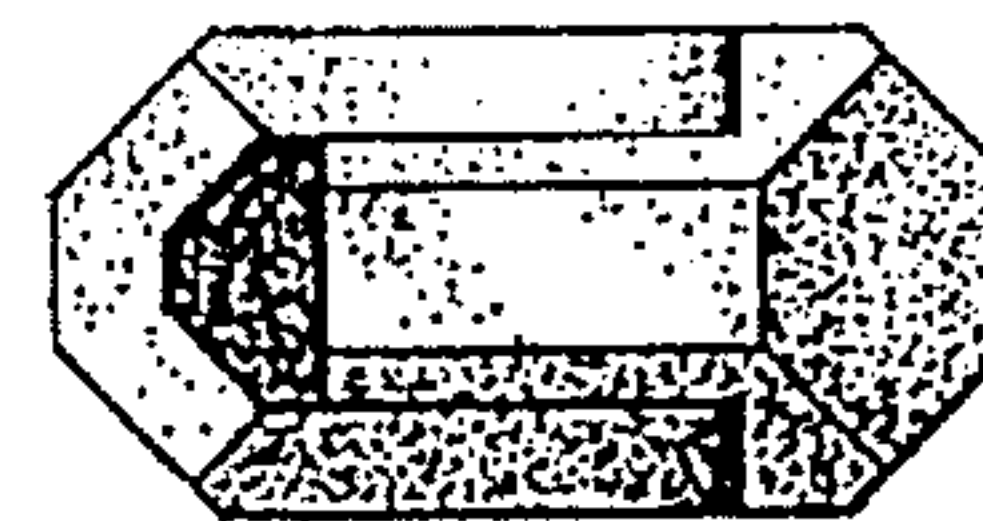
*FIG. 4*



*FIG. 5*



*FIG. 6*



*FIG. 7*