



US00D377282S

**United States Patent** [19]  
**Chen**

[11] **Patent Number:** **Des. 377,282**

[45] **Date of Patent:** **\*\*Jan. 14, 1997**

[54] **OFFICE CHAIR LEG**

[75] **Inventor:** **Chin-Ting Chen, Tainan Hsien, Taiwan**

[73] **Assignee:** **Chih Feng Industrial Co., Ltd., Tainan Hsien, Taiwan**

[\*\*] **Term:** **14 Years**

[21] **Appl. No.:** **51,891**

[22] **Filed:** **Mar. 19, 1996**

[52] **U.S. Cl.** ..... **D6/498**

[58] **Field of Search** ..... **D6/495, 496, 498, D6/499, 366; 248/188.7, 431**

[56] **References Cited**

**U.S. PATENT DOCUMENTS**

D. 206,332	11/1966	Dresser	.....	D6/495
D. 238,646	2/1976	Schoblom	.....	D6/498
D. 266,043	9/1982	Striebel	.....	D6/498
D. 336,722	6/1993	Fahnstrom et al.	.....	D6/366

*Primary Examiner*—Janice E. Seeger  
*Attorney, Agent, or Firm*—Morton J. Rosenberg; David I. Klein

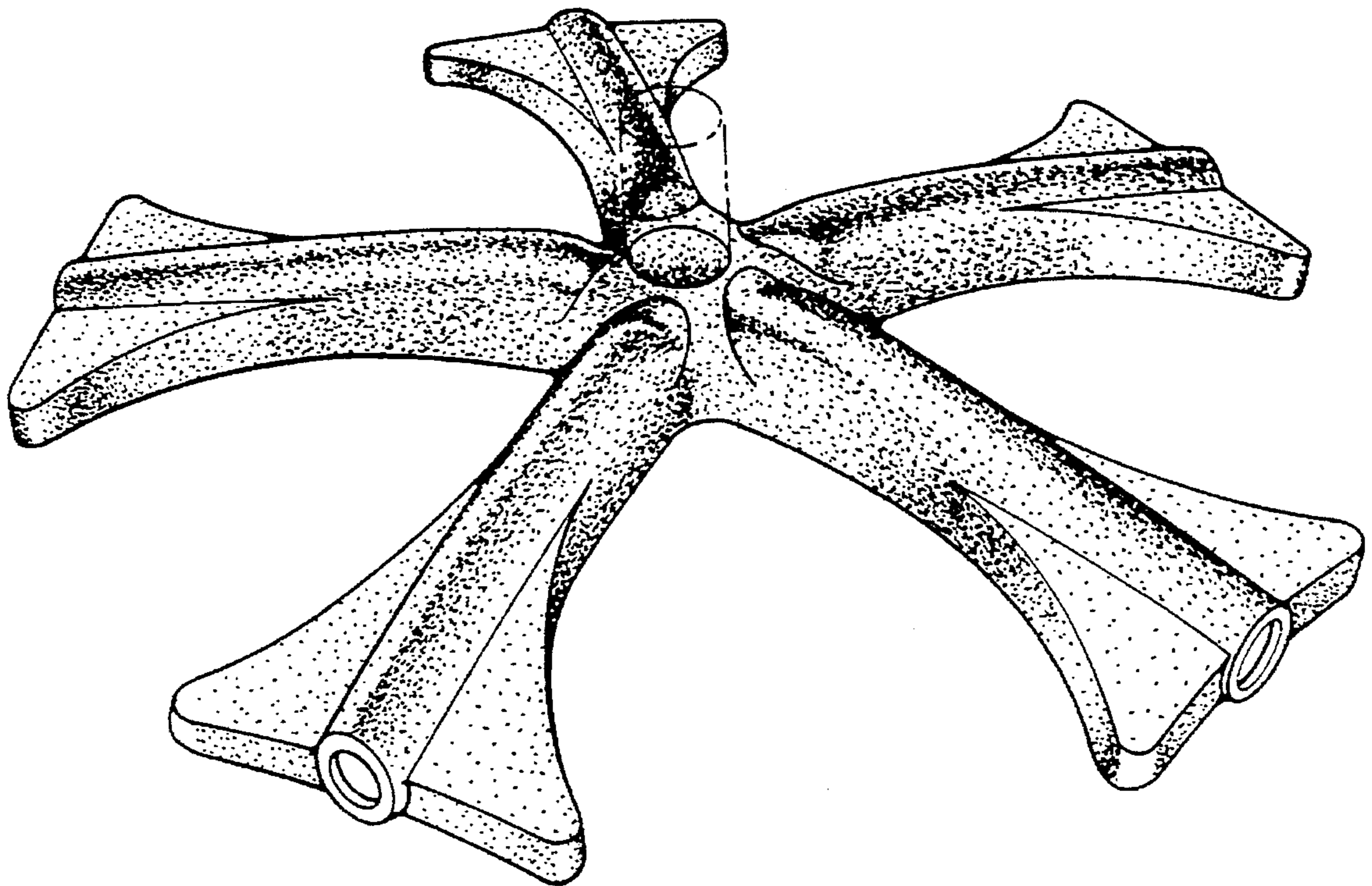
[57] **CLAIM**

The ornamental design for an office chair leg, as shown and described.

**DESCRIPTION**

FIG. 1 is a perspective view of an office chair leg showing my new design;  
FIG. 2 is a front elevational view thereof;  
FIG. 3 is a rear elevational view thereof;  
FIG. 4 is a left side elevational view thereof;  
FIG. 5 is a right side elevational view thereof;  
FIG. 6 is a top plan view thereof; and,  
FIG. 7 is a bottom plan view thereof.  
The broken lines in FIG. 1 are for environmental purposes only and form no part of the claimed design.

**1 Claim, 3 Drawing Sheets**



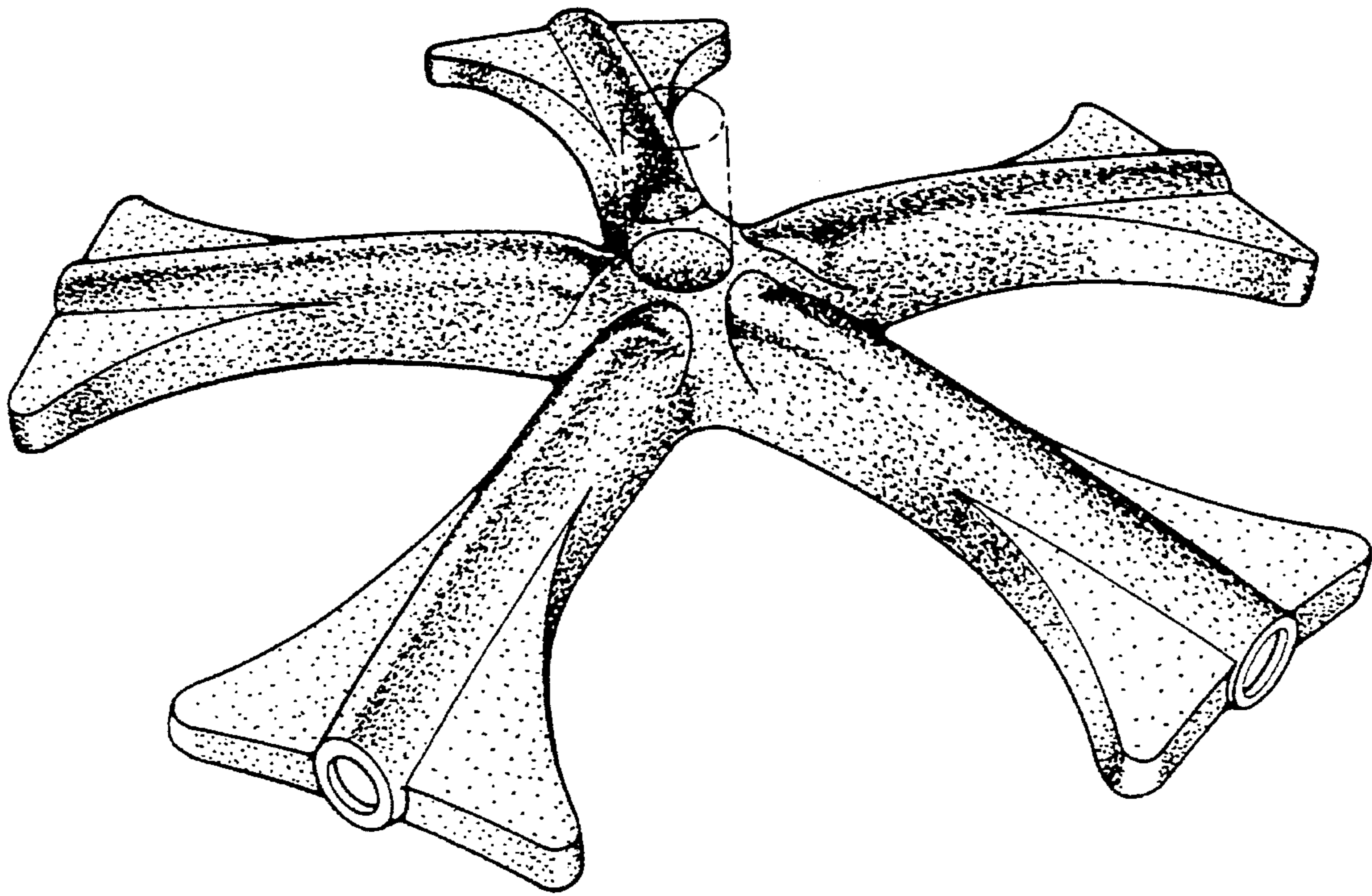


FIG. 1

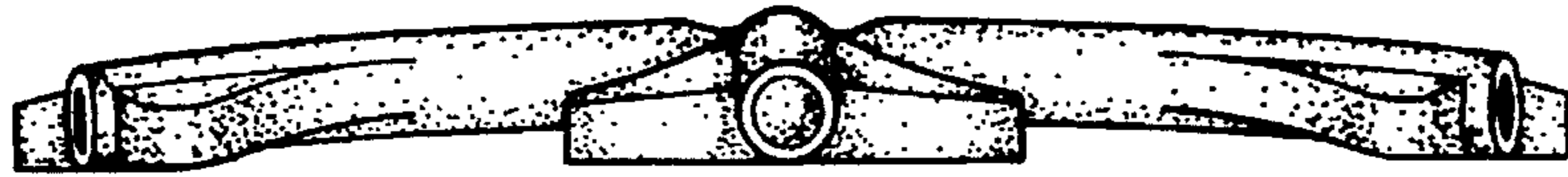


FIG. 2



FIG. 3



FIG. 4



FIG. 5

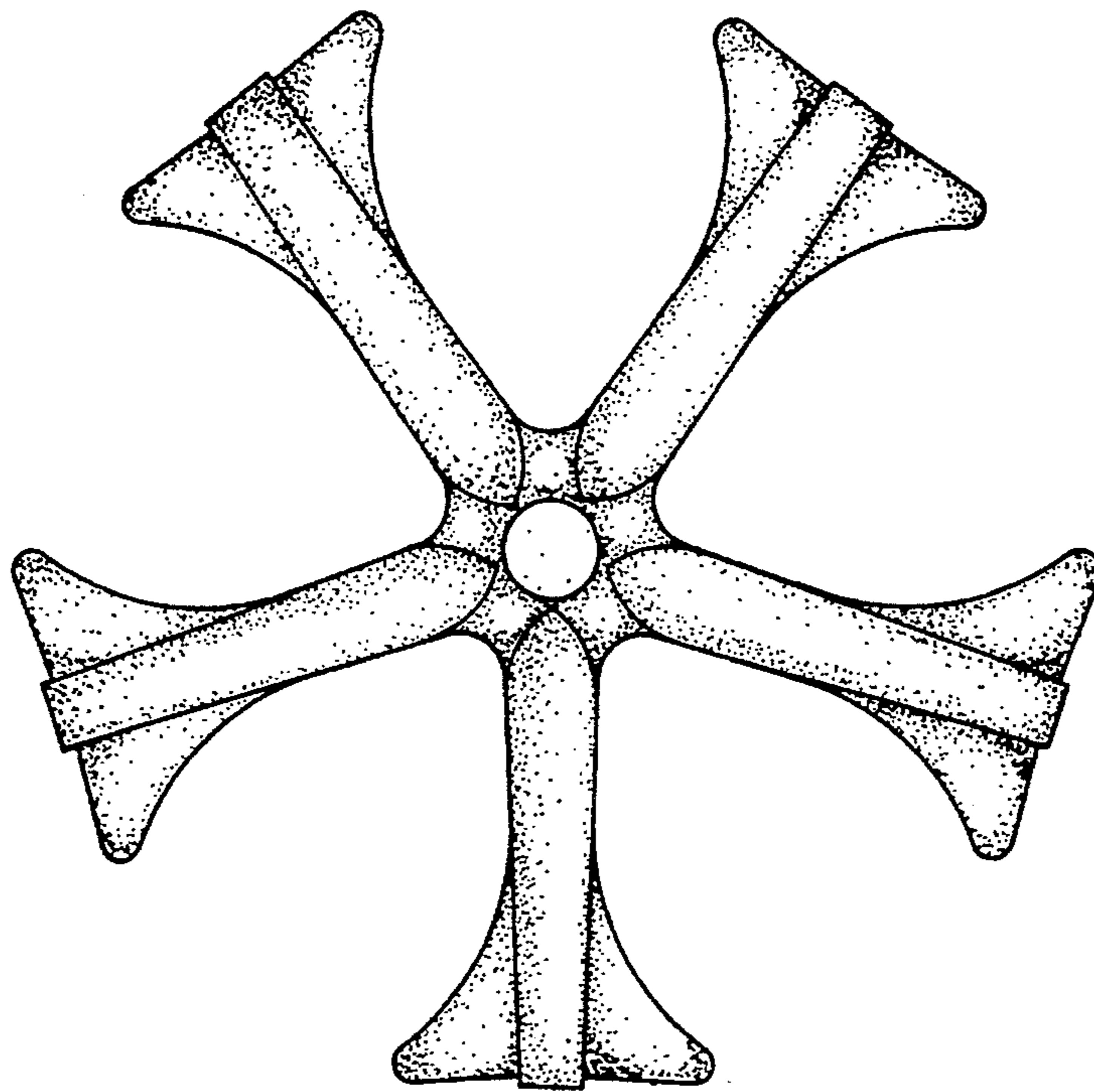


FIG. 6




FIG. 7