



US00D377281S

**United States Patent** [19]  
**McFarlane**

[11] **Patent Number: Des. 377,281**

[45] **Date of Patent: \*\*Jan. 14, 1997**

[54] **DESK**

D. 360,320 7/1995 Pate ..... D6/442  
D. 366,783 2/1996 Madimenos et al. .... D6/429  
4,669,790 6/1987 Briggs ..... 312/223.3

[75] **Inventor: Sean B. McFarlane**, Federal Way, Wash.

*Primary Examiner*—Carmen H. Vales-Lado  
*Attorney, Agent, or Firm*—Jones, Day, Reavis & Pogue

[73] **Assignee: Hon Industries Inc.**, Muscatine, Iowa

[\*\*] **Term: 14 Years**

[57] **CLAIM**

The ornamental design for a desk, as shown and described.

[21] **Appl. No.: 45,068**

**DESCRIPTION**

[22] **Filed: Oct. 6, 1995**

[52] **U.S. Cl.** ..... D6/446; D6/425; D6/426; D6/442

FIG. 1 is a right front perspective view of a desk showing my new design;

[58] **Field of Search** ..... D6/422-431, 432-448; 312/194-196, 204, 208, 223.2, 223.3

FIG. 2 is a top plan view thereof;

FIG. 3 is a left side elevational view thereof;

FIG. 4 is a front elevational view thereof;

FIG. 5 is a bottom plan view thereof;

FIG. 6 is a rear elevational view thereof; and,

FIG. 7 is a right front perspective view thereof shown with the doors open.

[56] **References Cited**

**U.S. PATENT DOCUMENTS**

D. 289,715 5/1987 Kirch ..... D6/425  
D. 300,486 4/1989 Kaplan et al. .... D6/430  
D. 356,220 3/1995 Belisle ..... D6/446  
D. 357,599 4/1995 Kelley ..... D6/430 X

**1 Claim, 1 Drawing Sheet**

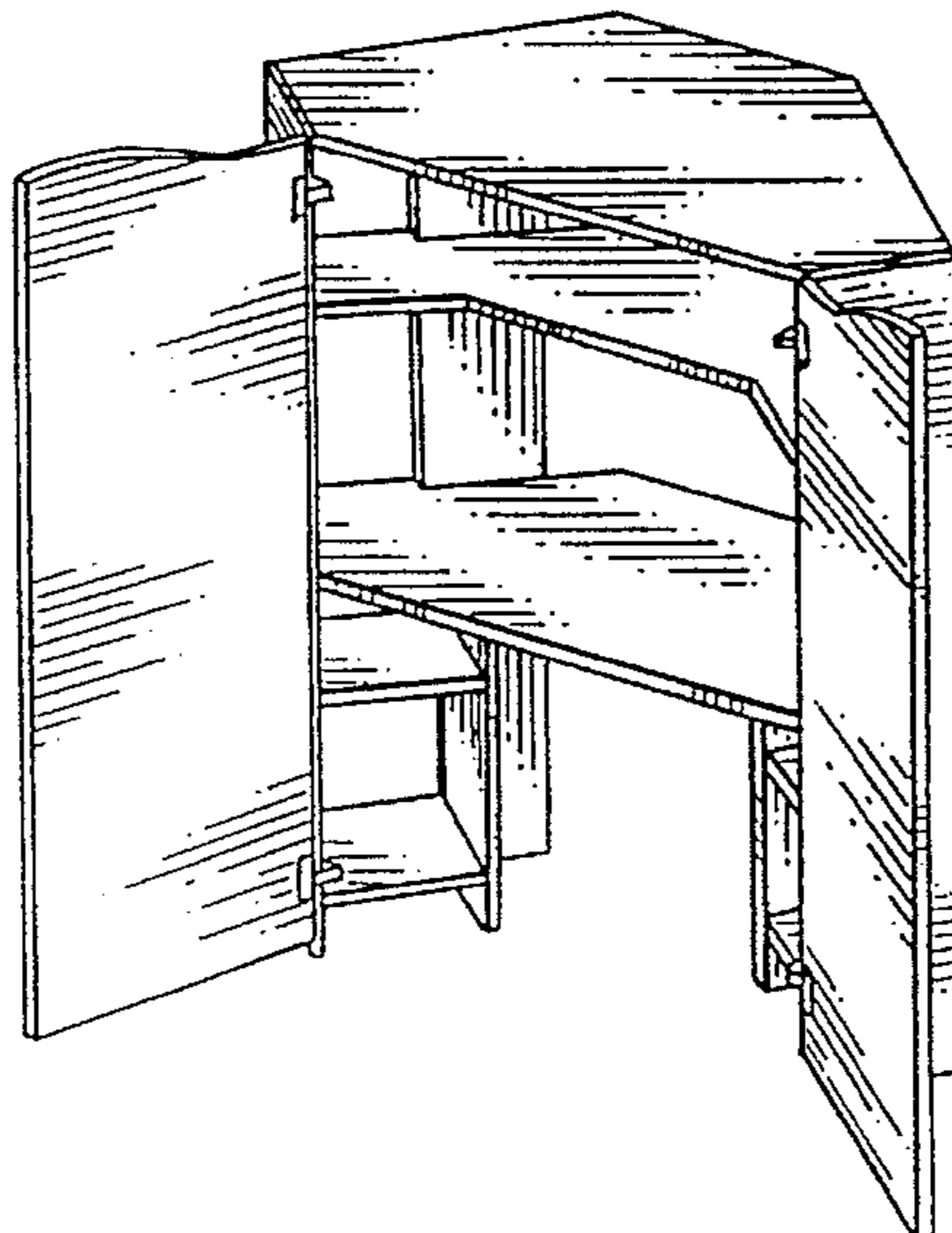



FIG. 1

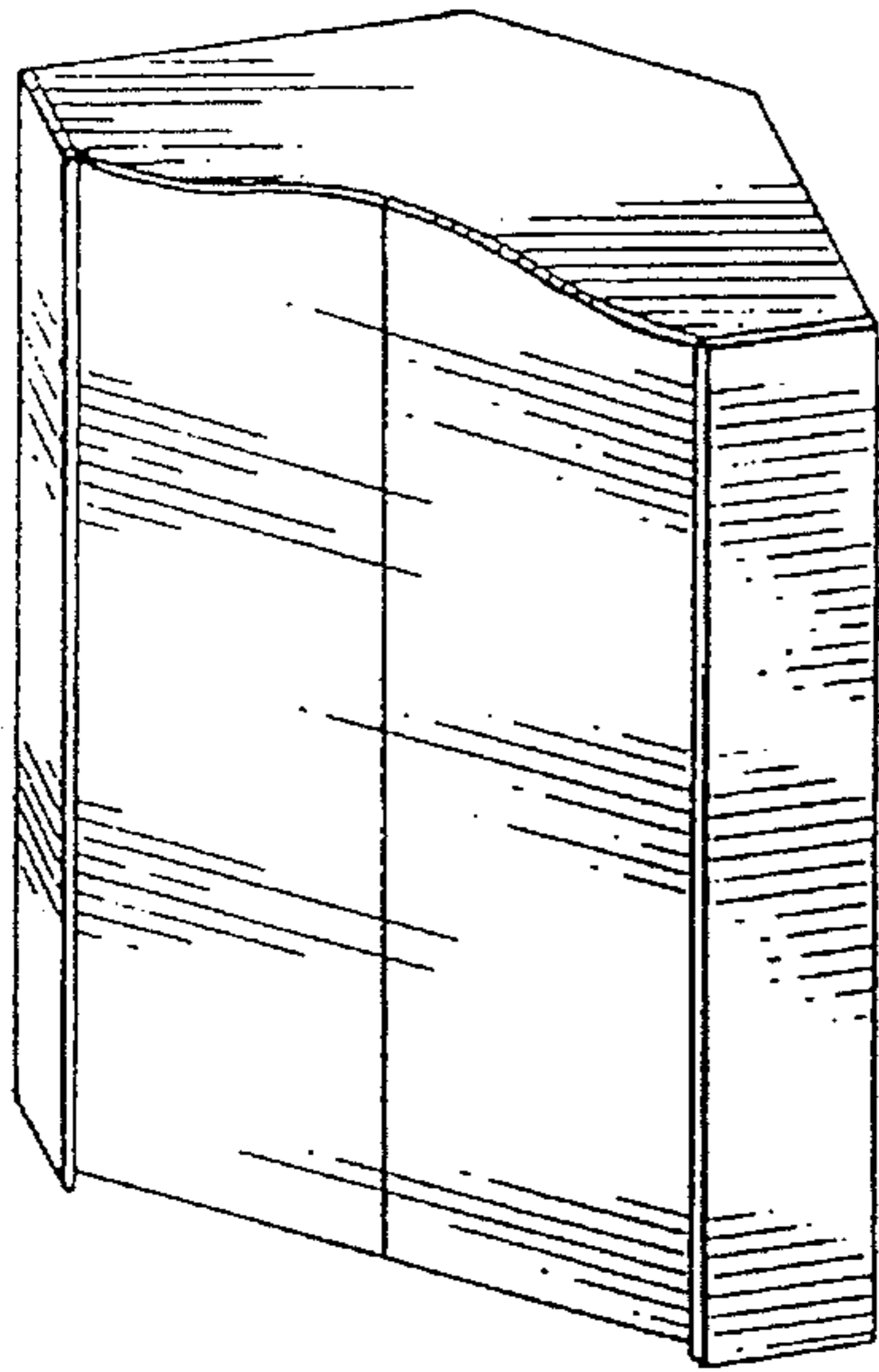


FIG. 2

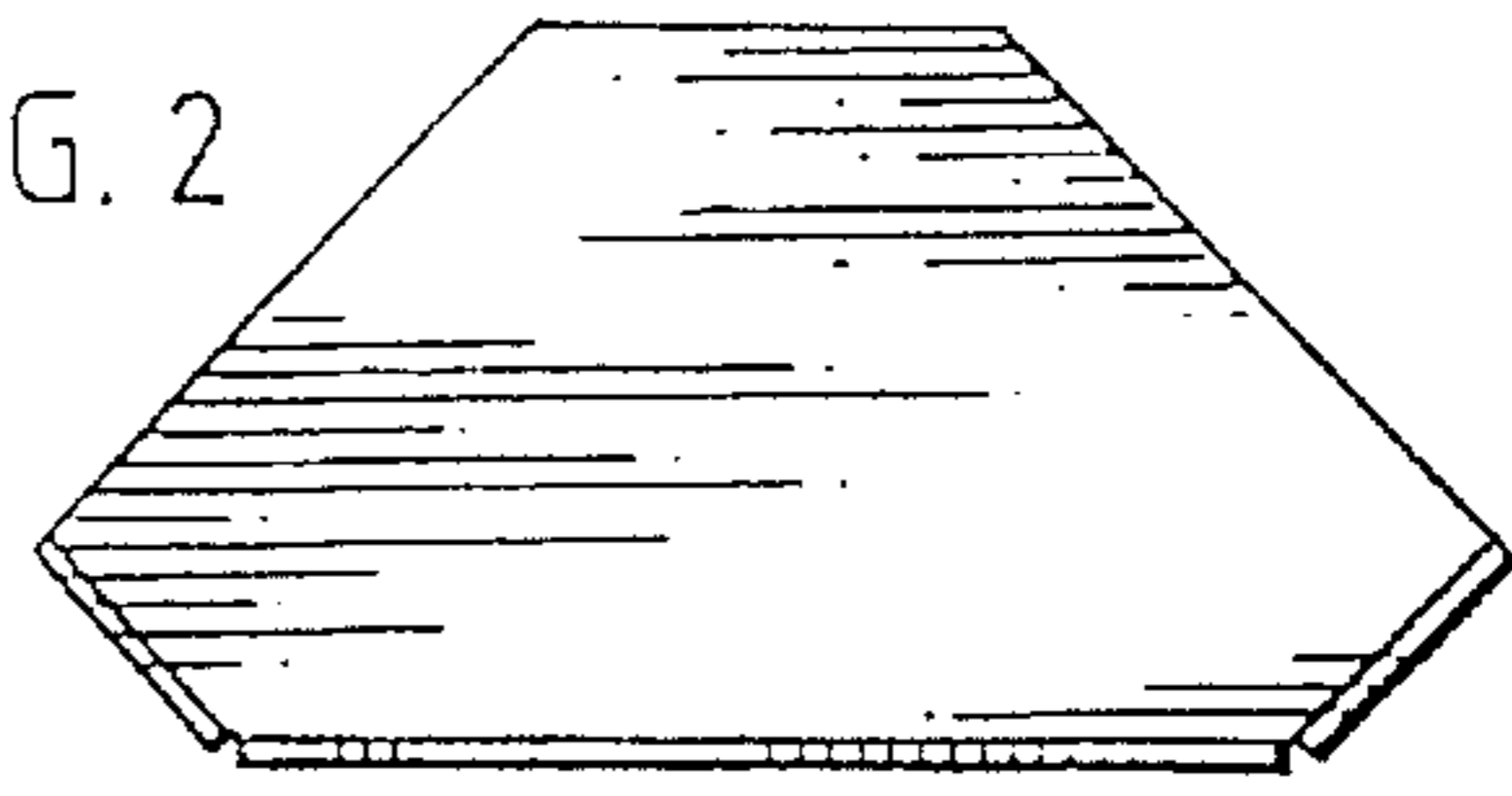


FIG. 3

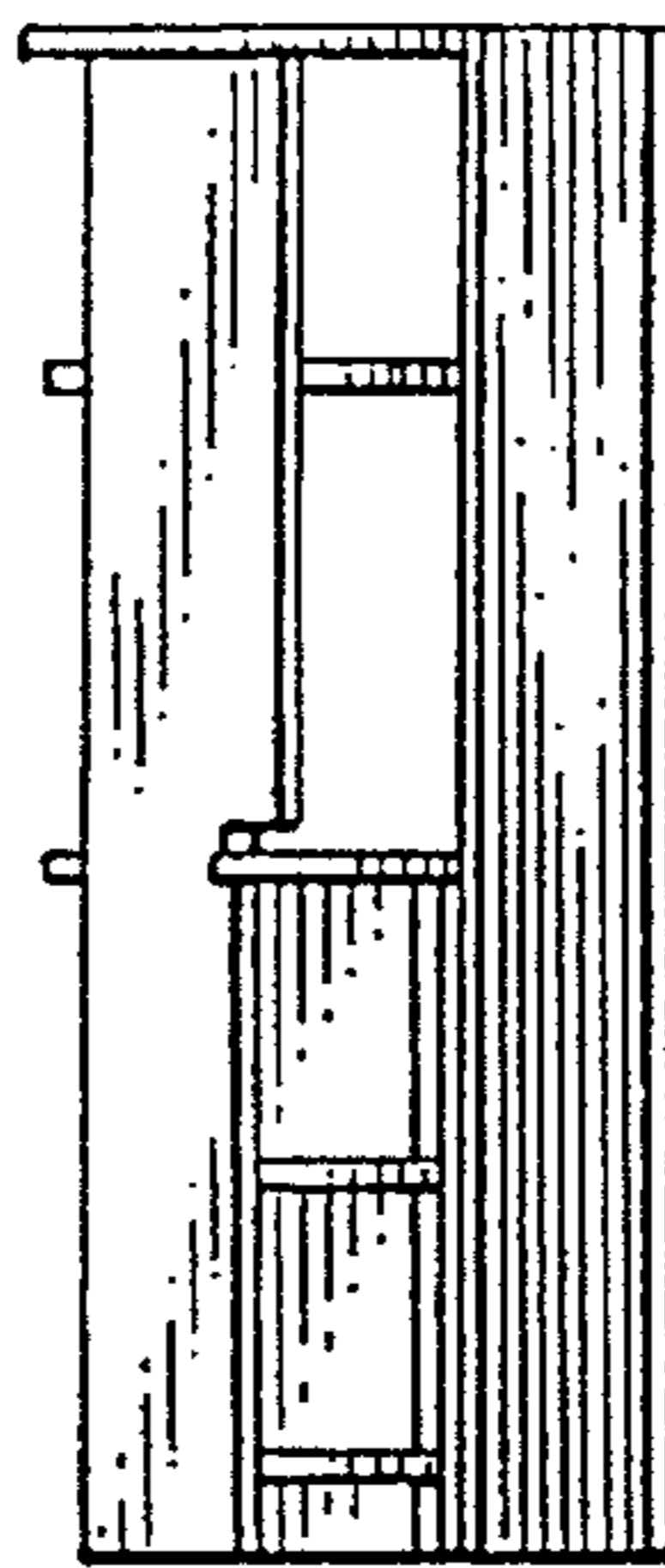


FIG. 4




FIG. 5




FIG. 7




FIG. 6

