



US00D377267S

United States Patent [19]

[11] Patent Number: **Des. 377,267**

DiPietro

[45] Date of Patent: ****Jan. 14, 1997**

[54] **POCKET FOR EYEGLASSES AND SUNGLASSES**

[76] Inventor: **Stephen B. DiPietro**, 6345 SW. 34th St., Miami, Fla. 33155-4924

[**] Term: **14 Years**

[21] Appl. No.: **27,203**

[22] Filed: **Aug. 16, 1994**

[52] U.S. Cl. **D3/265**

[58] Field of Search D3/265, 263, 266; 2/247-254, 49.2, 51, 93-95, 101, 115, 122, 79, 77; D2/716, 743, 771, 786, 791, 812, 820, 836, 839, 857, 863-864; 206/5

[56] **References Cited**

U.S. PATENT DOCUMENTS

D. 114,405	4/1939	Mitchell	D2/864
D. 162,011	2/1951	Cookman	D2/820
D. 257,596	12/1980	Rosenbloom, III	D2/864
D. 343,944	2/1994	Krugler	D2/857
D. 360,517	7/1995	Reizenstein	D2/828
711,976	10/1902	Jones	D2/864
791,676	6/1905	Dodshon	2/254
1,103,298	7/1914	Kratz	2/254

1,360,715	11/1920	Bittan	D2/836
1,561,545	11/1925	Johannesen	2/79
2,421,695	6/1947	Henson	2/254
2,604,627	7/1952	Abbott	2/115
5,274,851	1/1994	Simpkins, Sr. et al.	2/901 X

FOREIGN PATENT DOCUMENTS

165568	12/1958	Sweden	2/247
--------	---------	--------	-------	-------

Primary Examiner—James M. Gandy
Assistant Examiner—Stacia Sinuik
Attorney, Agent, or Firm—William F. Hamrock

[57] **CLAIM**

The ornamental design for a pocket for eyeglasses and sunglasses, as shown and described.

DESCRIPTION

FIG. 1 is a front elevational view of a pocket for eyeglasses and sunglasses showing my new design; FIG. 2 is a rear elevational view thereof; FIG. 3 is a left side elevational view thereof; FIG. 4 is a right side elevational view thereof; FIG. 5 is a top plan view thereof; and, FIG. 6 is a bottom plan view thereof.

1 Claim, 3 Drawing Sheets

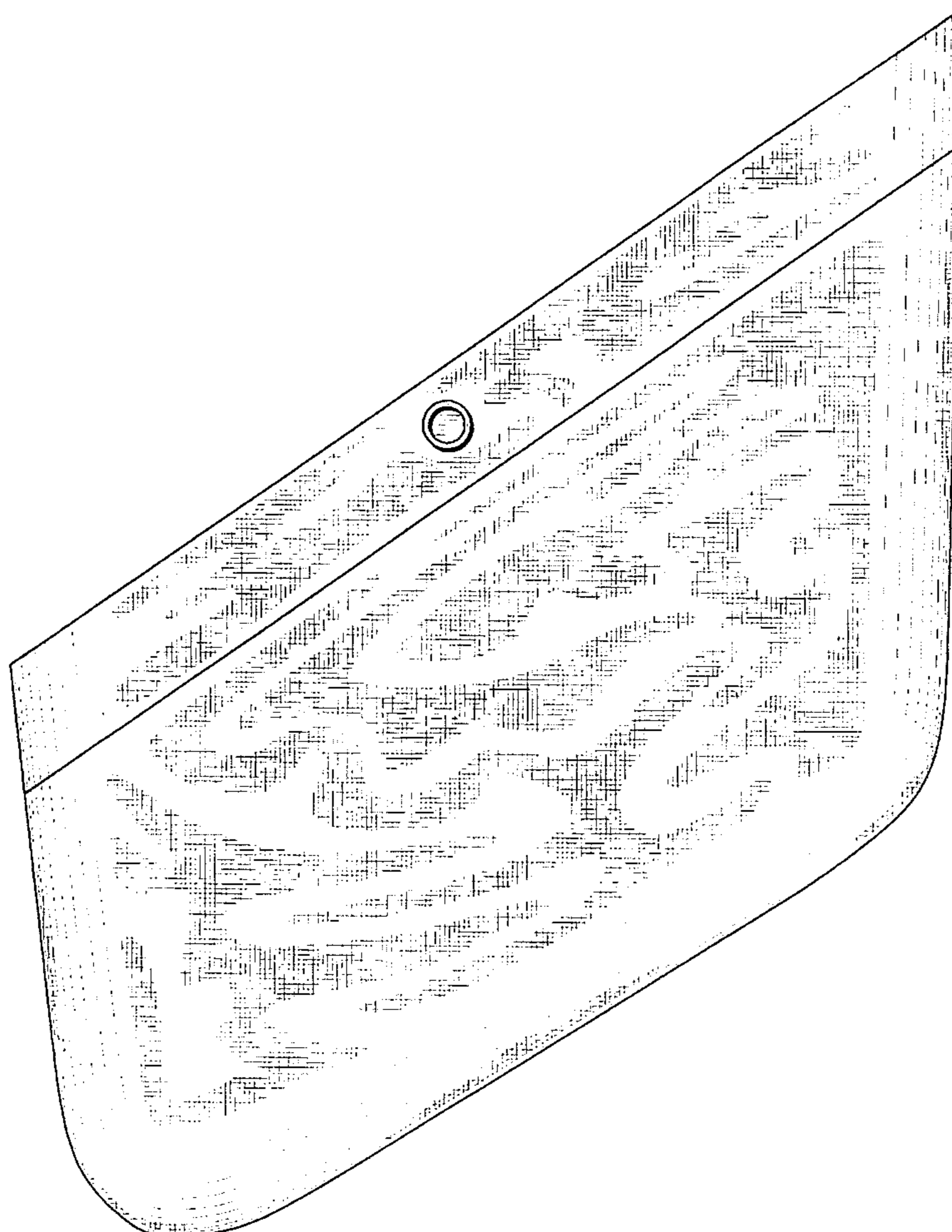


FIG. 1

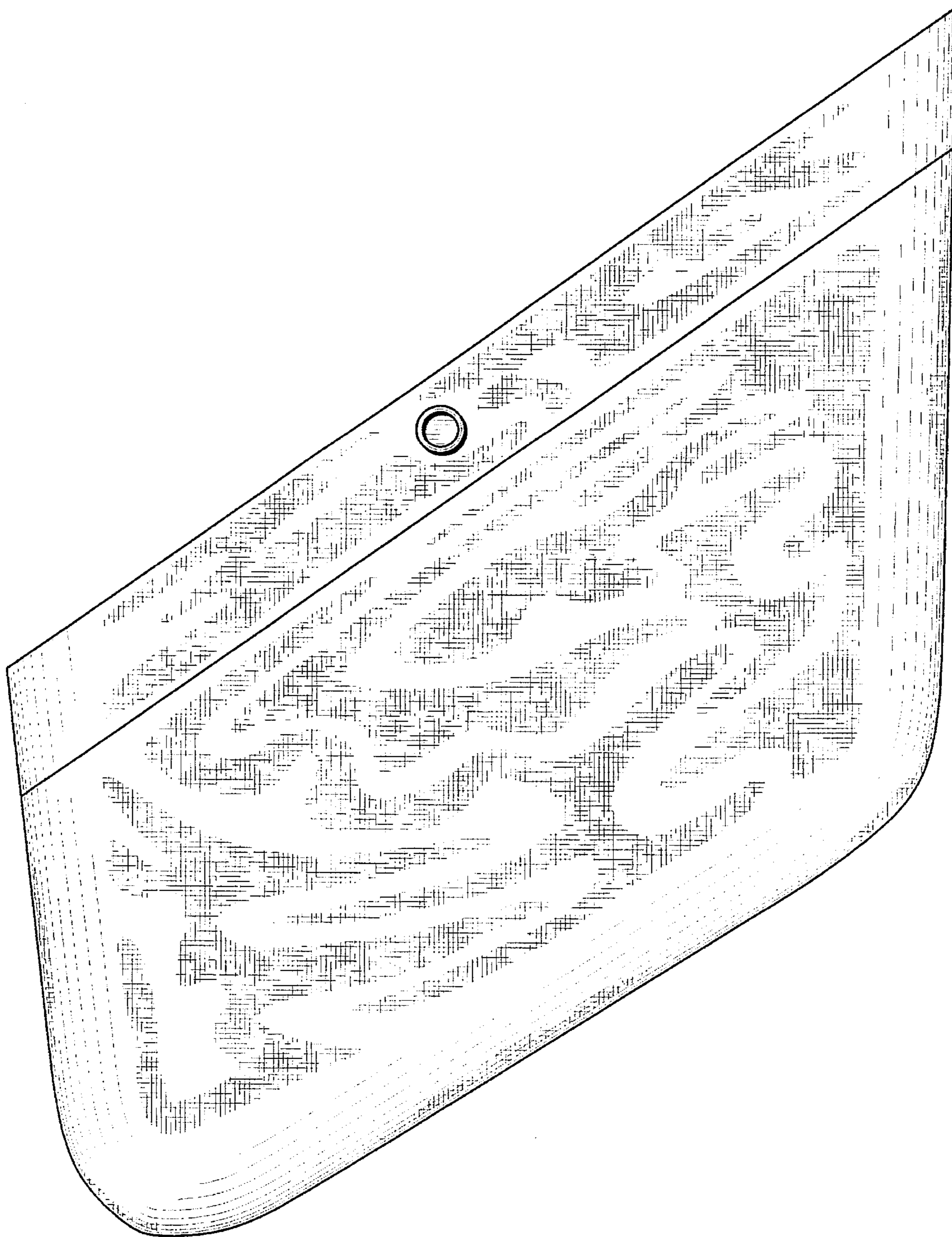


FIG. 2

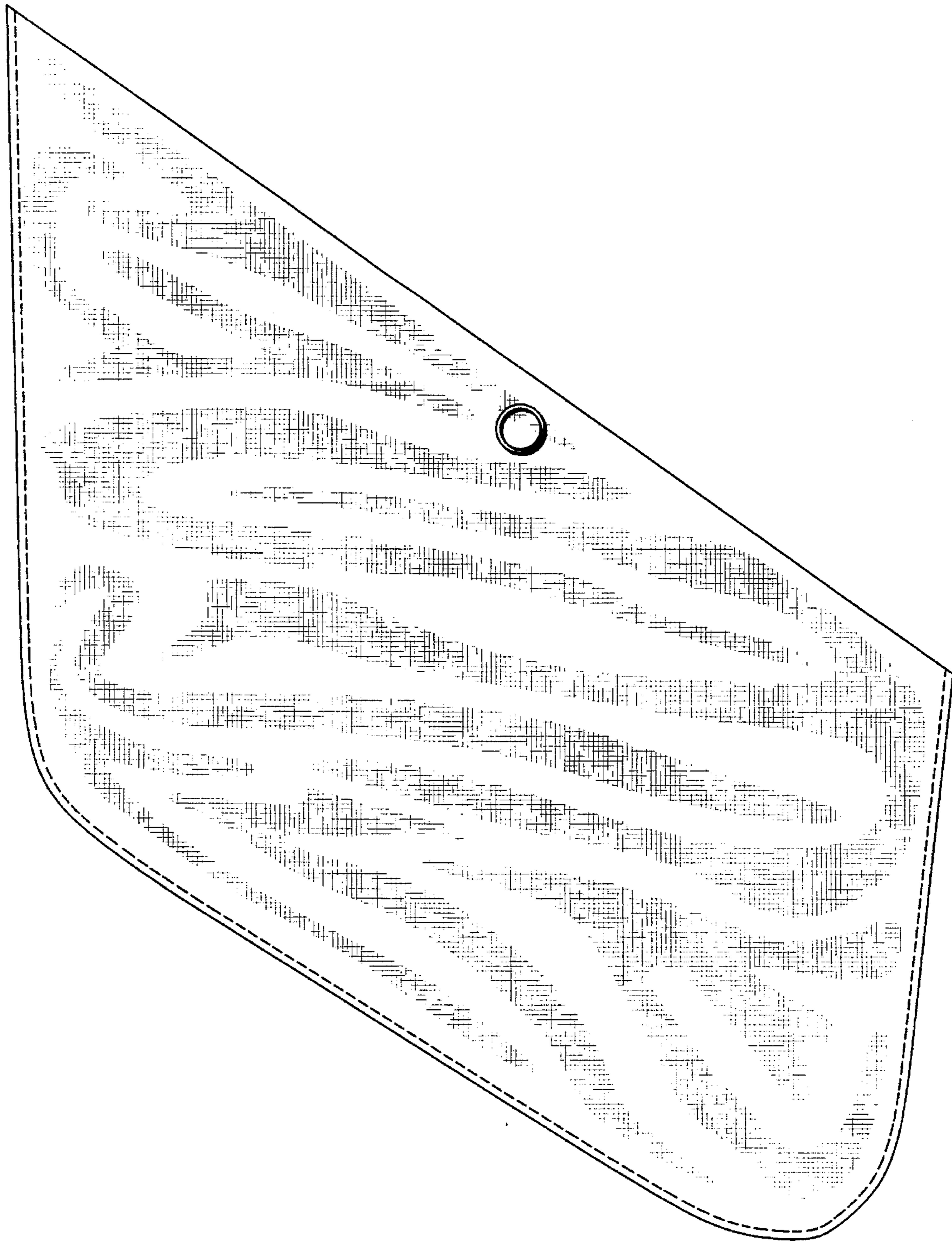


FIG. 3

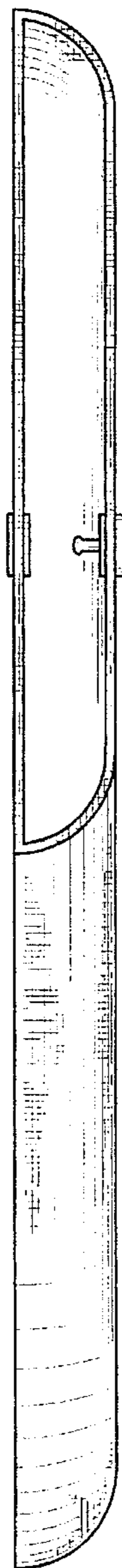


FIG. 4



FIG. 5

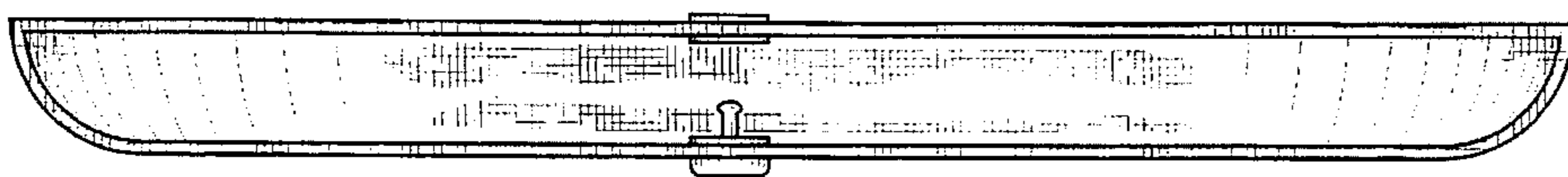


FIG. 6

