



US00D377263S

# United States Patent [19]

Lucas

[11] Patent Number: **Des. 377,263**

[45] Date of Patent: **\*\*Jan. 14, 1997**

[54] **SIDE ELEMENT OF A SHOE UPPER**

[75] Inventor: **Robert J. Lucas**, Portland, Oreg.

[73] Assignee: **Nike, Inc.**, Beaverton, Oreg.

[\*\*] Term: **14 Years**

[21] Appl. No.: **50,095**

[22] Filed: **Feb. 8, 1996**

[52] U.S. Cl. .... **D2/972**

[58] Field of Search ..... D2/902, 969, 972;  
36/45, 48, 50.1, 114

D. 362,334 9/1995 Avar .  
D. 364,498 11/1995 Teague .  
D. 364,499 11/1995 Avar .

### OTHER PUBLICATIONS

Nike Holiday 1994 Footwear Catalog, published Mar. 1994, p. 20.

*Primary Examiner*—Dominic Simone  
*Attorney, Agent, or Firm*—Banner & Witcoff, Ltd.

### [57] CLAIM

The ornamental design for a side element of a shoe upper, as shown and described.

### [56] References Cited


#### U.S. PATENT DOCUMENTS

D. 301,657	6/1989	Brown	.....	D2/972
D. 305,379	1/1990	Brown et al.	.	
D. 342,600	12/1993	Hatfield et al.	.....	D2/969
D. 345,246	3/1994	Greene	.	
D. 346,061	4/1994	League	.....	D2/969
D. 346,484	5/1994	Hatfield	.	
D. 348,976	7/1994	Van Noy	.	
D. 356,663	3/1995	Ueda	.	
D. 359,387	6/1995	Van Noy	.....	D2/969
D. 362,333	9/1995	League	.....	D2/969

### DESCRIPTION

FIG. 1 is a side elevational view of a side element of a shoe upper showing my new design;  
FIG. 2 is a top plan view thereof;  
FIG. 3 is a front elevational view thereof; and,  
FIG. 4 is a rear elevational view thereof.  
The broken line showing of a shoe and the remaining portion of the upper shown in FIGS. 1-4 is for illustrative purposes only and forms no part of the claimed design.

**1 Claim, 3 Drawing Sheets**



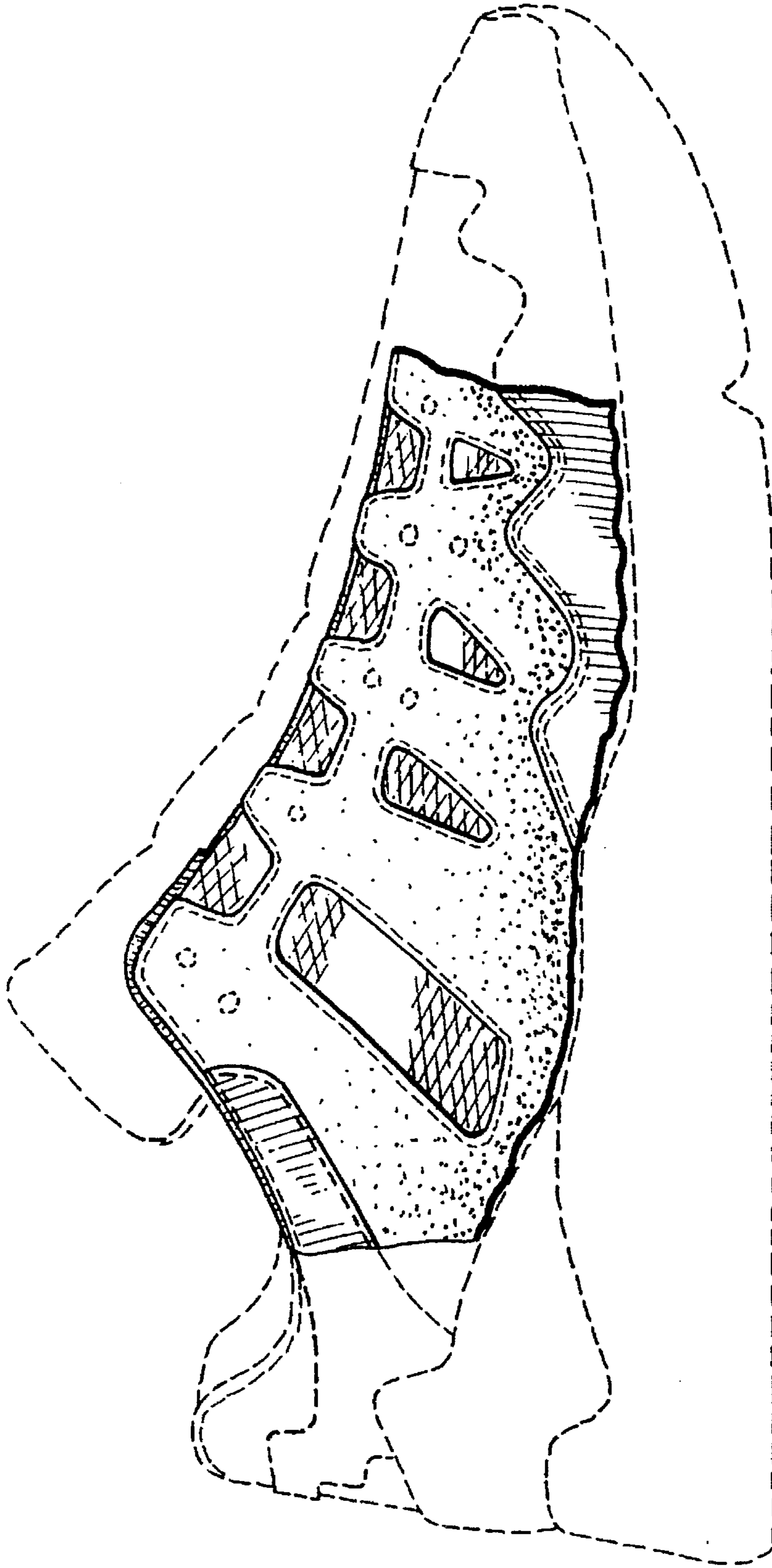


FIG. 1

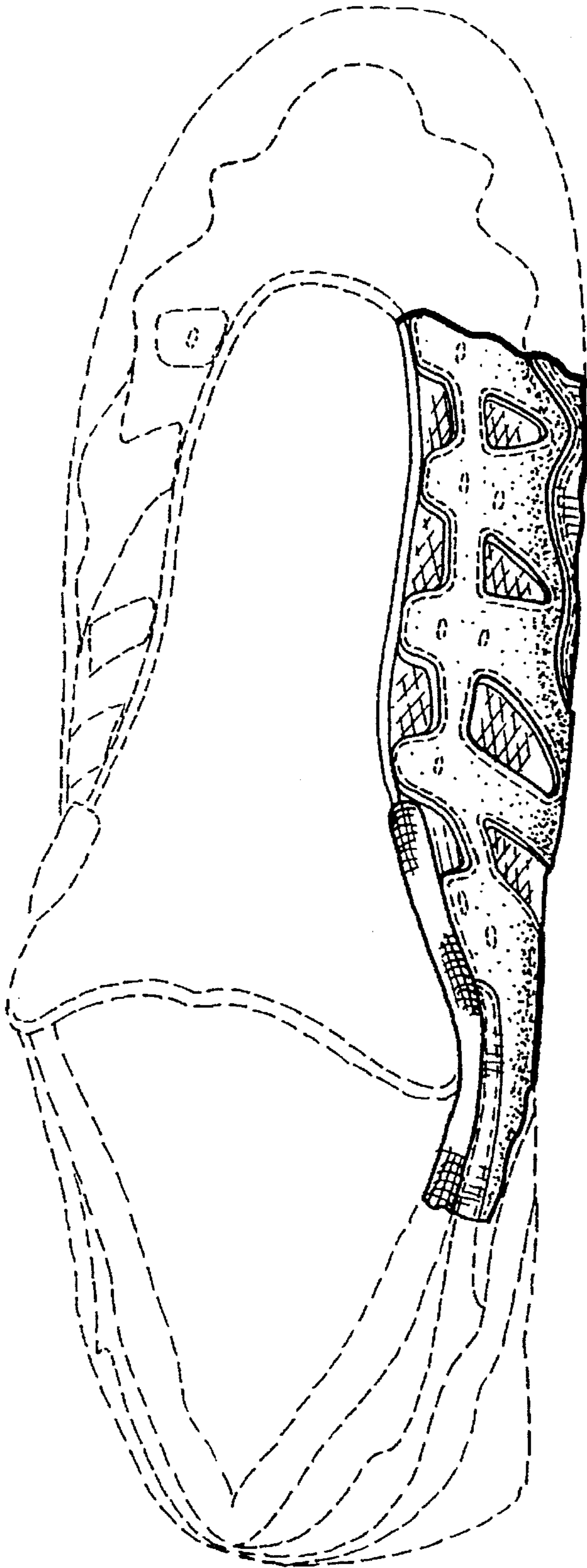


FIG. 2

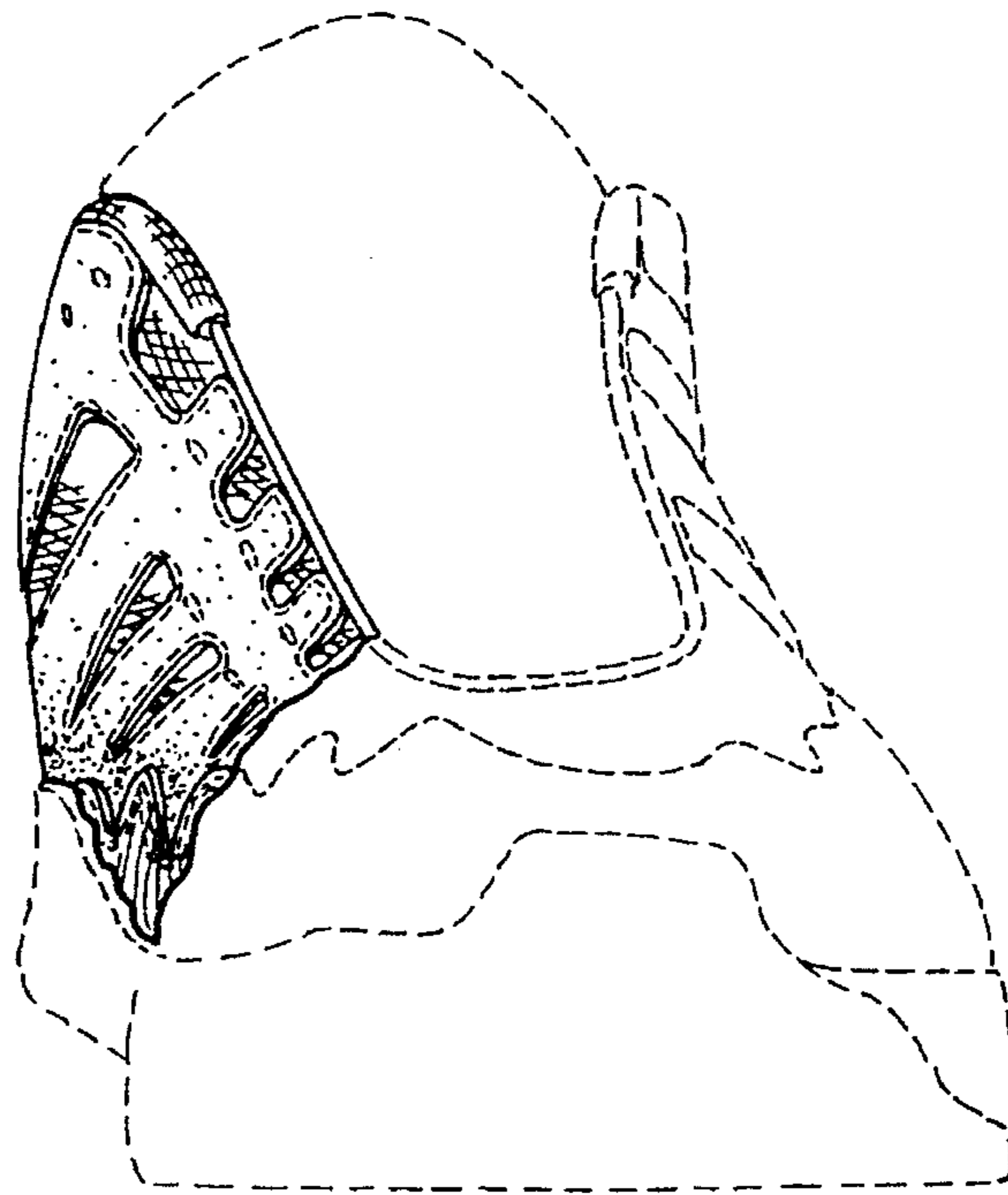


FIG. 3

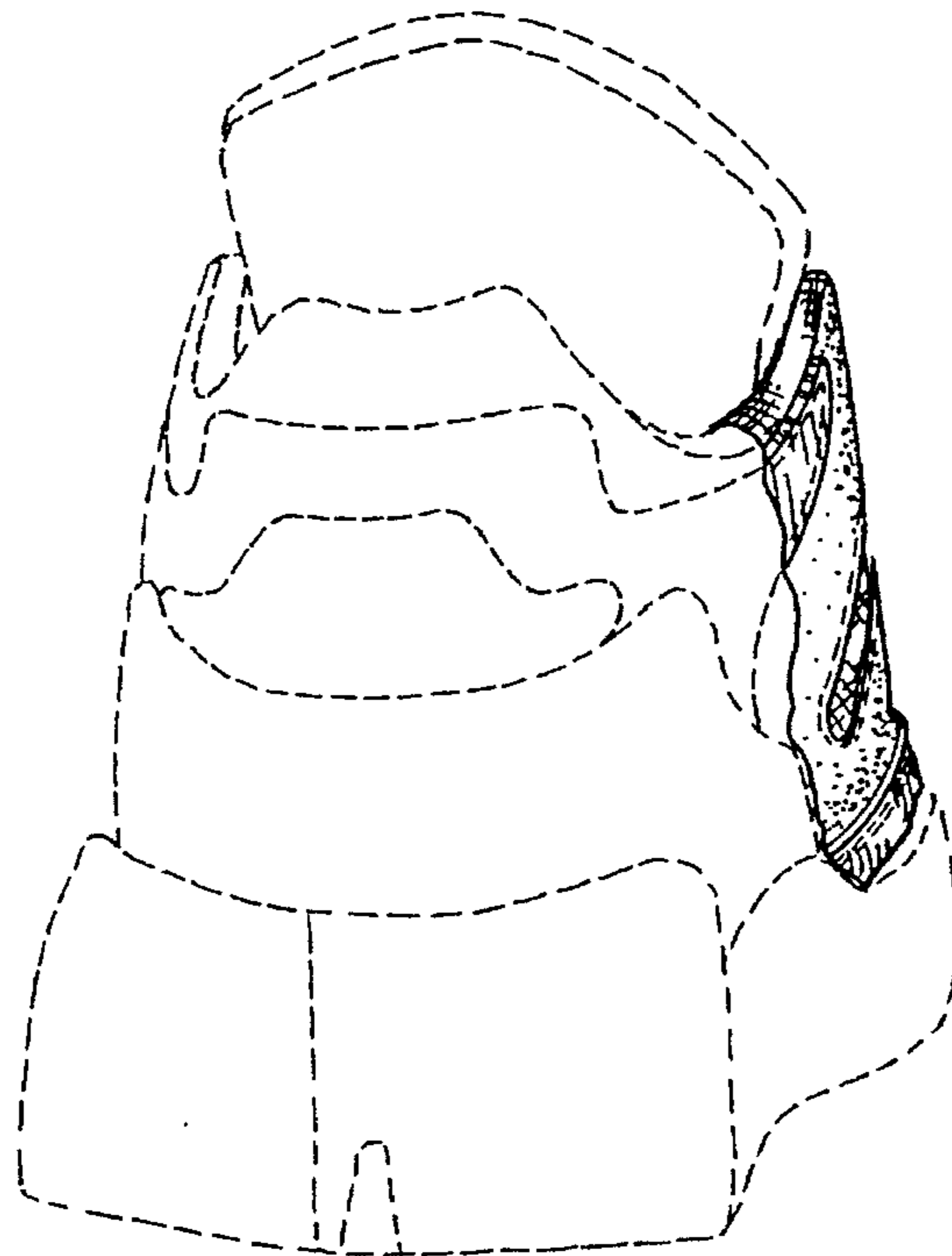


FIG. 4