



US00D377260S

**United States Patent** [19]  
**Bramani**

[11] **Patent Number: Des. 377,260**

[45] **Date of Patent: \*\*Jan. 14, 1997**

[54] **SHOE SOLE**

[75] **Inventor: Marco Bramani, Milan, Italy**

[73] **Assignee: Vibram S.p.A., Italy**

[\*\*] **Term: 14 Years**

[21] **Appl. No.: 33,005**

[22] **Filed: Jan. 30, 1995**

[52] **U.S. Cl. .... D2/954; D2/960**

[58] **Field of Search .... D2/897, 902, 907,  
D2/908, 914, 916, 922, 927, 946, 947,  
950-960, 970; 36/83, 84, 89, 102-107,  
112-115, 126-130, 3 B, 22 R, 24.5, 25 R,  
30 R, 32 R, 59 C**

[56] **References Cited**

**U.S. PATENT DOCUMENTS**

D. 295,113	4/1988	Zuidema et al. ....	D2/957
D. 307,351	4/1990	Kayano .....	D2/957
D. 323,577	2/1992	Kayano .....	D2/955
D. 326,015	5/1992	Kayano .....	D2/953
D. 328,969	9/1992	Kayano .....	D2/953
D. 333,211	2/1993	Foster .....	D2/955

D. 334,656	4/1993	Bianchini .....	D2/955
D. 339,457	9/1993	Kawasaki .....	D2/953
D. 347,934	6/1994	Mitsui et al. ....	D2/956
D. 351,717	10/1994	Kayano et al. ....	D2/957
D. 354,845	1/1995	Bramani .....	D2/960
D. 356,666	3/1995	Ueda .....	D2/959

*Primary Examiner*—Celia Murphy

*Attorney, Agent, or Firm*—Samuels, Gauthier, Stevens & Reppert

[57] **CLAIM**

The ornamental design for a shoe sole, as shown and described.

**DESCRIPTION**

FIG. 1 is a perspective view of a shoe sole;  
 FIG. 2 is a top plan view thereof;  
 FIG. 3 is a side elevation view thereof;  
 FIG. 4 is a side elevation view thereof opposite to the side elevation view of FIG. 3;  
 FIG. 5 is an end elevation view thereof; and,  
 FIG. 6 is an elevation view thereof opposite to the end elevation view of FIG. 5.

**1 Claim, 3 Drawing Sheets**

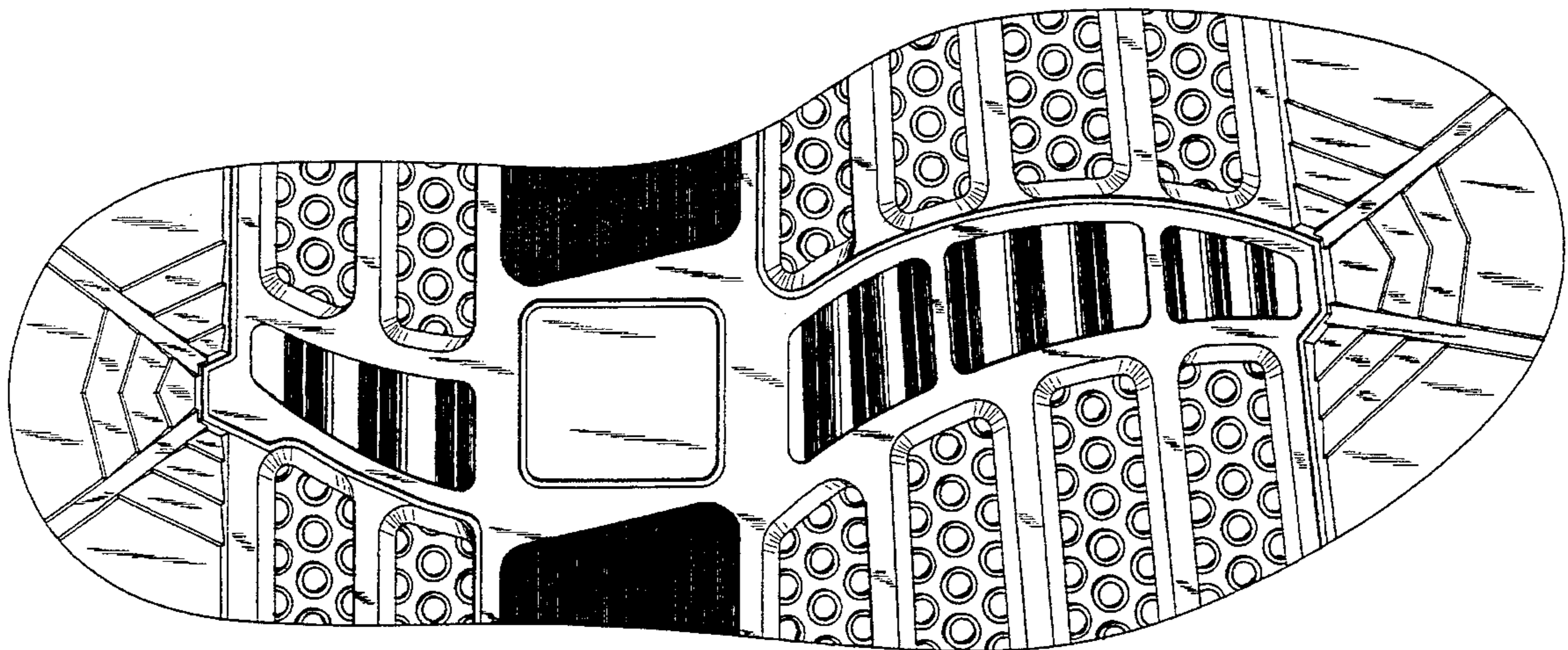
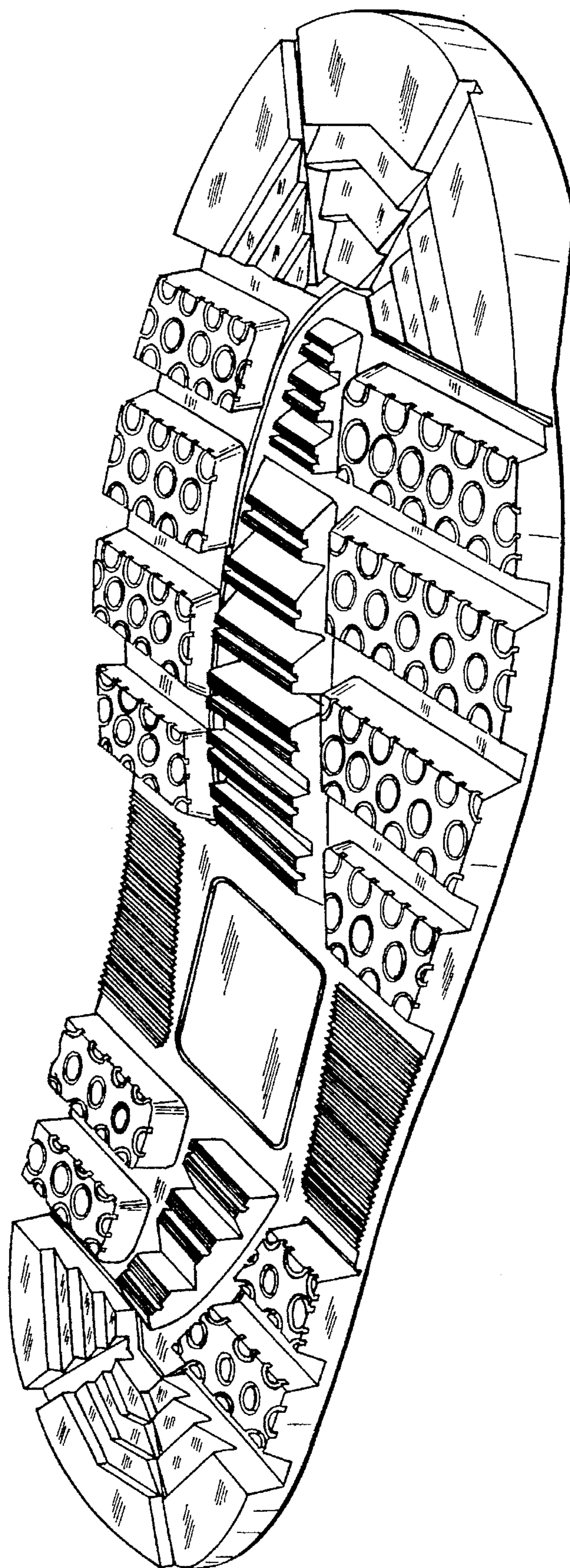


Fig. 1





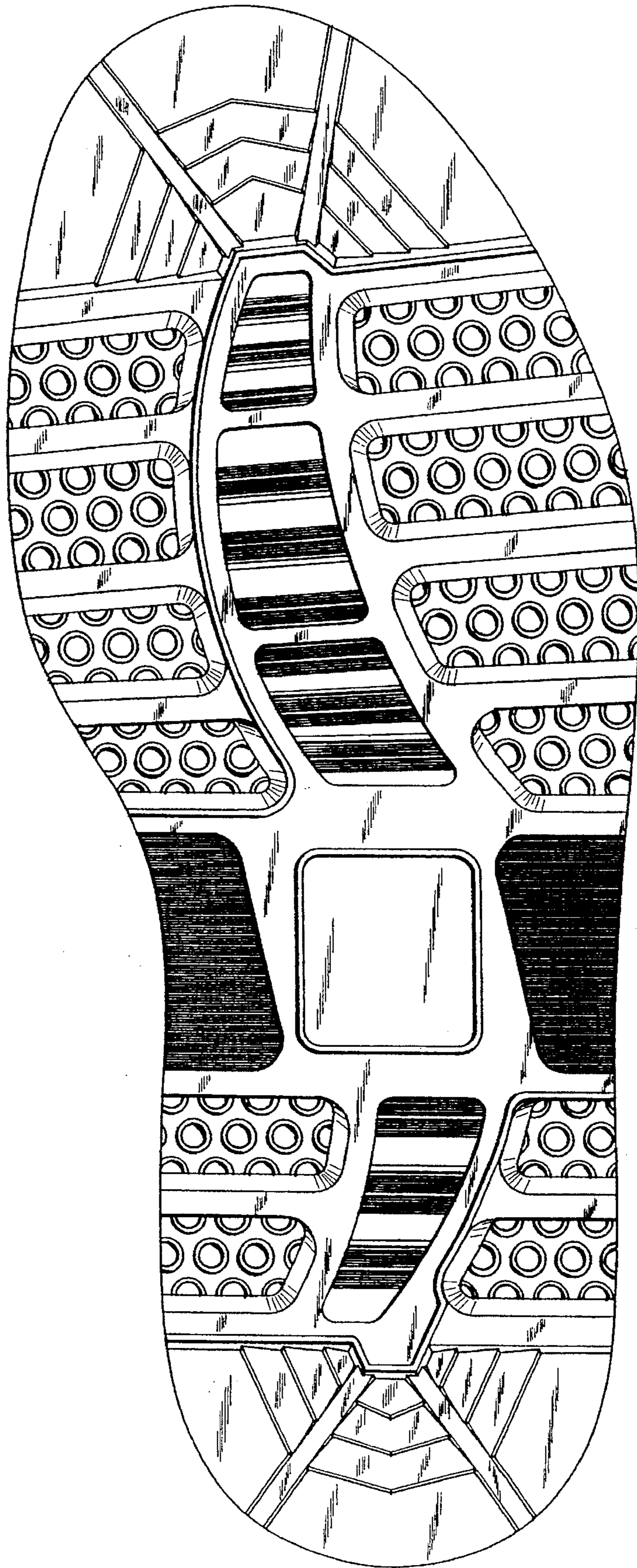


Fig. 2

Fig.3

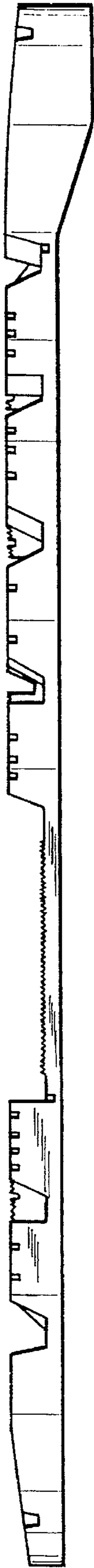


Fig.4

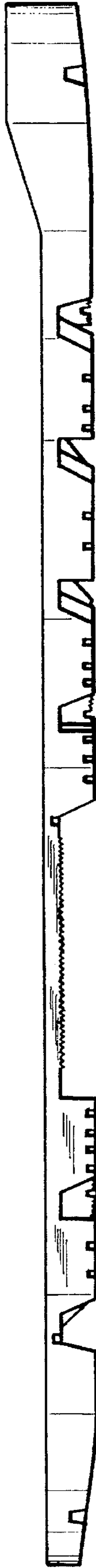


Fig.5



Fig.6

