



US00D377250S

United States Patent [19]

[11] Patent Number: **Des. 377,250**

Bafle, Jr. et al.

[45] Date of Patent: ****Jan. 7, 1997**

[54] **LOTTERY TICKET SCRAPER**

3,442,169	5/1969	Bowers	D17/20 X
4,228,719	10/1980	Keene	84/322
5,307,722	5/1994	La Rosa	84/322

[76] Inventors: **Louis M. Bafle, Jr.**, P.O. Box 298, Nescopeck, Pa. 18635; **Antonio D. Rado, III**, R.R. 3, Box 3074, Berwick, Pa. 18603

Primary Examiner—Ted Shooman
Assistant Examiner—Mitchell I. Siegel
Attorney, Agent, or Firm—Kelley, Jasons, McGuire & Spinelli

[**] Term: **14 Years**

[21] Appl. No.: **43,844**

[57] **CLAIM**

[22] Filed: **Sep. 11, 1995**

The ornamental design for a lottery ticket scraper, as shown and described.

[52] U.S. Cl. **D32/46; D21/37**

[58] Field of Search D21/37; D32/40, D32/46; D3/207, 208; 15/236.01; D17/17, 99; 84/321, 322

DESCRIPTION

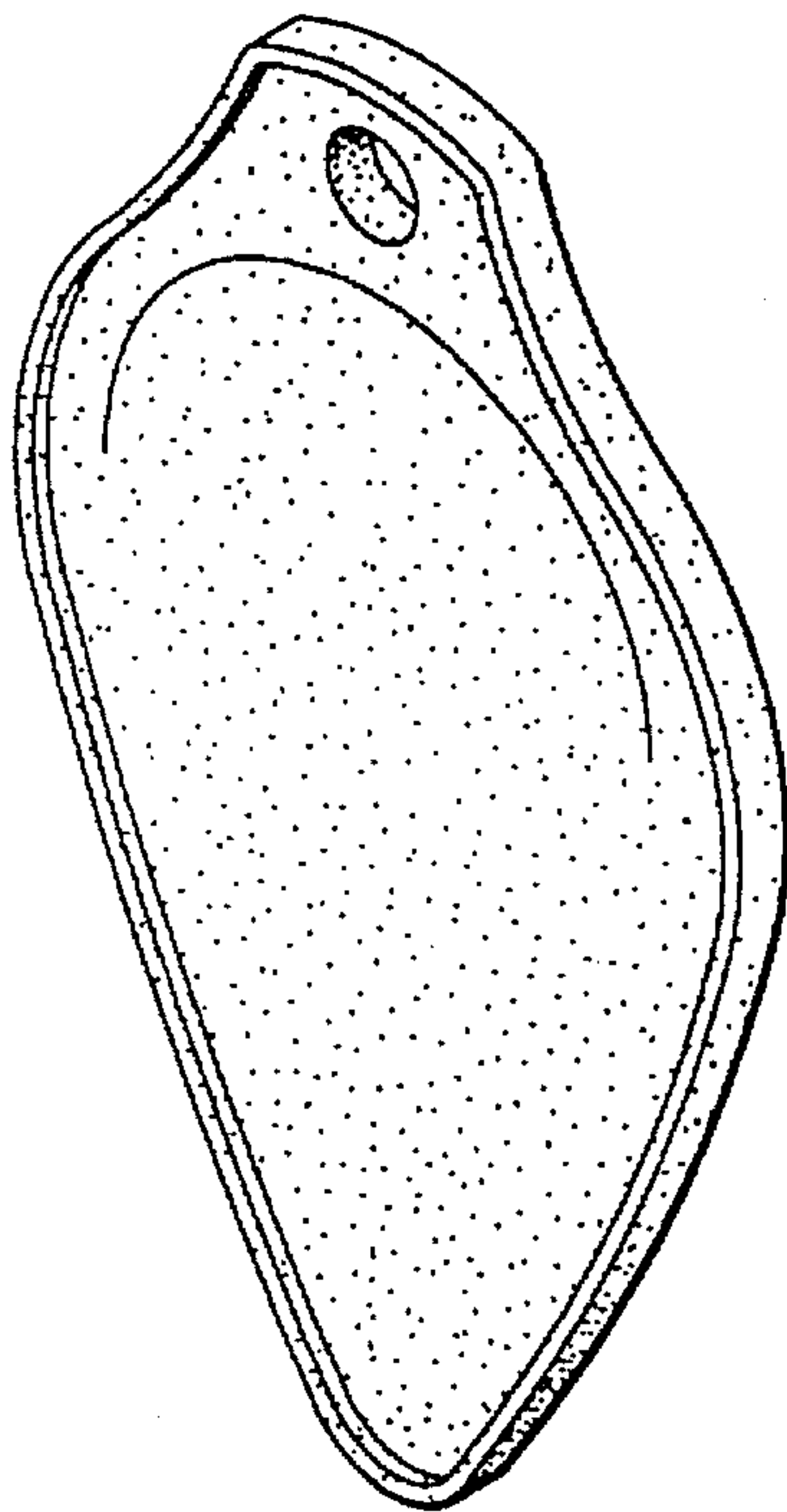
[56] **References Cited**

U.S. PATENT DOCUMENTS

D. 291,809	9/1987	Jasper	D17/20
D. 302,880	8/1989	Terry	D32/46
D. 310,743	9/1990	Riddle	D32/46
D. 311,980	11/1990	Baker	D32/46
D. 312,155	11/1990	Saunders	D32/46
D. 312,341	11/1990	Demirjian	D32/46
D. 317,171	5/1991	Saks	D17/20
D. 370,099	5/1996	Mancini	D32/46

FIG. 1 is a front perspective view of the lottery ticket scraper;
FIG. 2 is a front view of the lottery ticket scrapper, the undisclosed opposite side being identical;
FIG. 3 is a bottom view of the lottery ticket scraper;
FIG. 4 is a top view of the lottery ticket scraper; and,
FIG. 5 is a left side view of the lottery ticket scrapper, the undisclosed opposite side being identical. FIG. 5 is a left side view of the lottery ticket scrapper, the undisclosed opposite side being identical.

1 Claim, 1 Drawing Sheet



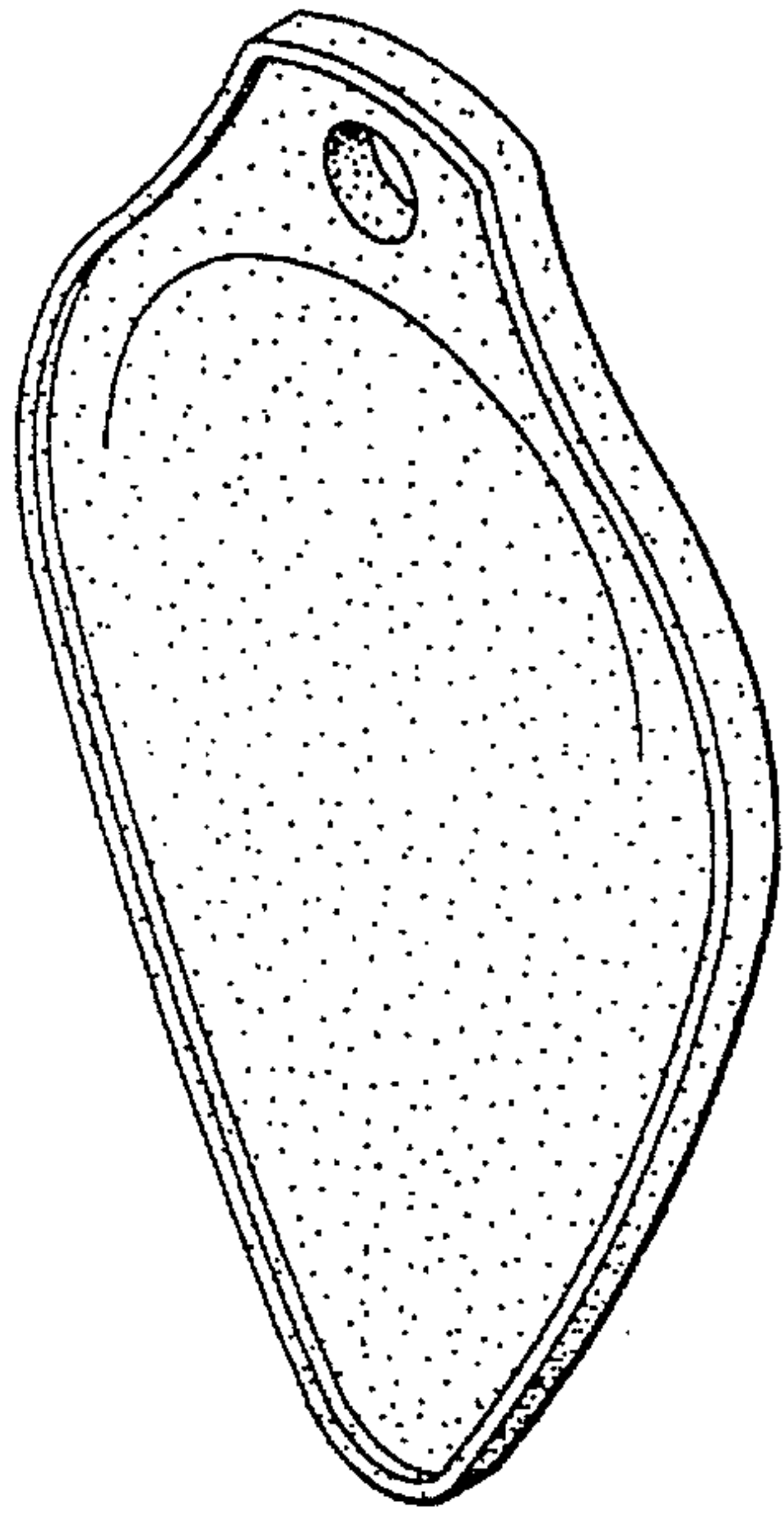


FIG. 1

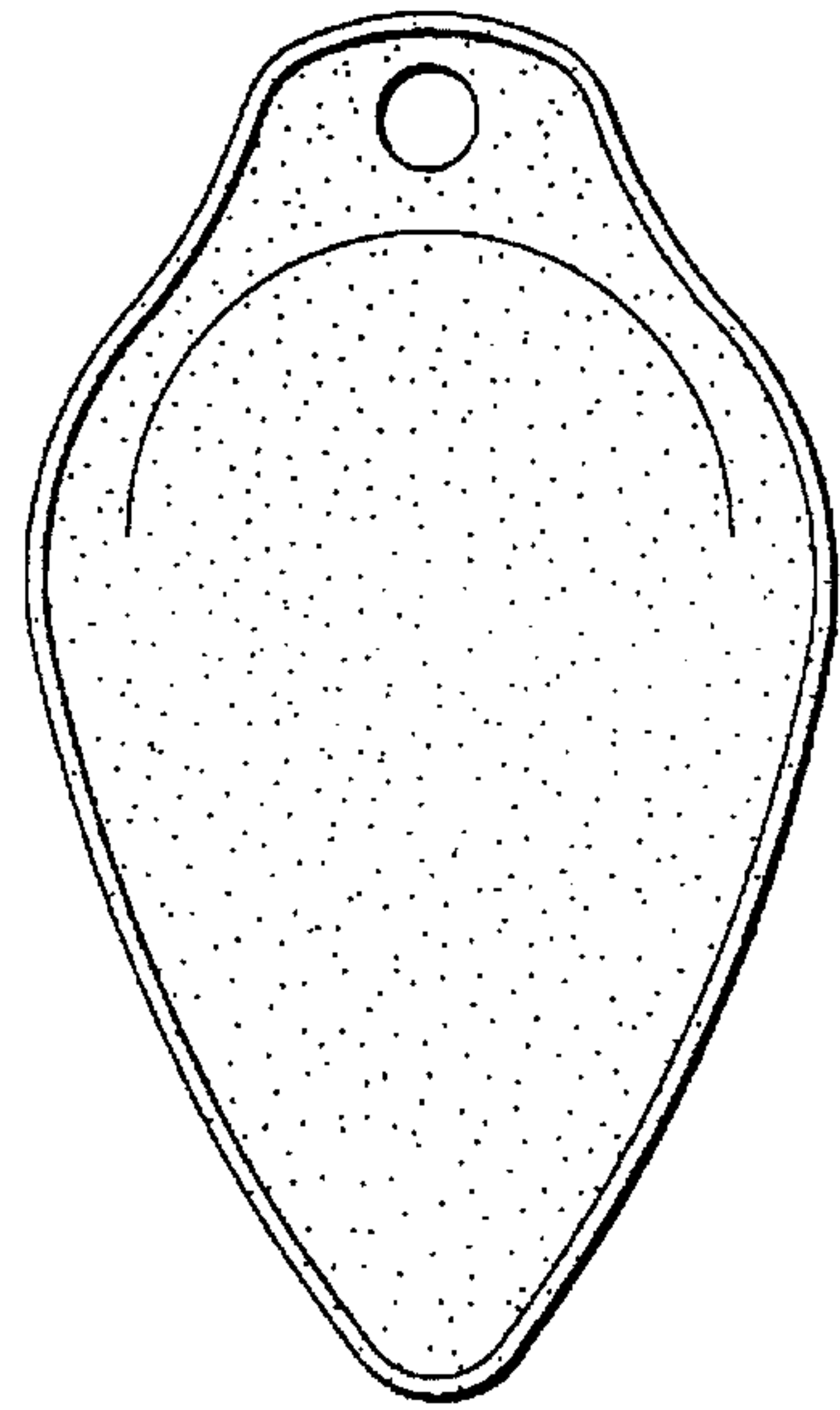


FIG. 2




FIG. 3

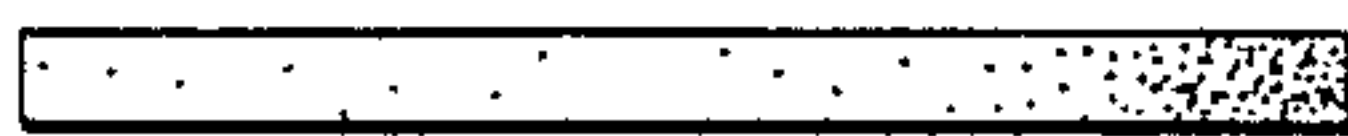


FIG. 4



FIG. 5