



US00D377240S

United States Patent [19]
La Magna

[11] **Patent Number: Des. 377,240**

[45] **Date of Patent: **Jan. 7, 1997**

[54] **NAIL CLIPPER**

5,150,521 9/1992 Han 132/75.5 X
5,195,544 3/1993 Campagna 132/75.5

[75] Inventor: **Dal La Magna**, Sea Cliff, N.Y.

[73] Assignee: **Tweezerman Corporation**, Glen Cove, N.Y.

[**] Term: **14 Years**

Primary Examiner—Ted Shooman
Assistant Examiner—C. Tuttle
Attorney, Agent, or Firm—Kenyon & Kenyon

[21] Appl. No.: **39,278**

[57] **CLAIM**

The ornamental design for a nail clipper, as shown and described.

[22] Filed: **May 16, 1995**

DESCRIPTION

[52] **U.S. Cl.** **D28/60**

[58] **Field of Search** D28/60; 132/73,
132/73.5, 75, 75.4, 75.5, 75.6; 30/28

FIG. 1 is a perspective view of a nail clipper showing my new design;

FIG. 2 is a right-side elevation view of the nail clipper;

FIG. 3 is a top plan view of the nail clipper;

FIG. 4 is a rear elevation view of the nail clipper;

FIG. 5 is a left-side elevation view of the nail clipper;

FIG. 6 is a bottom plan view of the nail clipper; and,

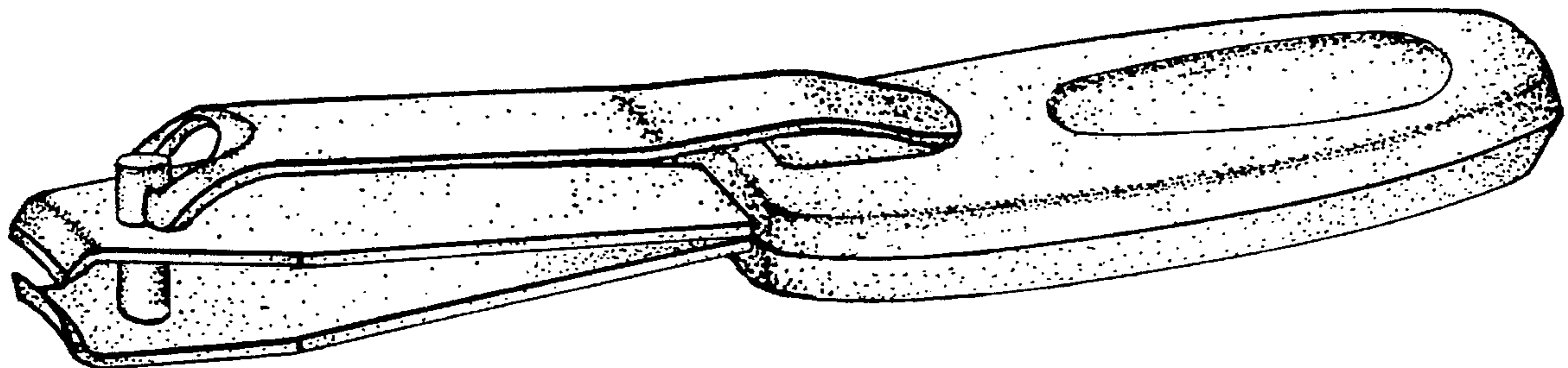
FIG. 7 is a front elevation view of the nail clipper.

[56] **References Cited**

U.S. PATENT DOCUMENTS

D. 278,369	4/1985	Pringle et al.	D28/60
D. 347,296	5/1994	Adelman	D28/60
2,887,773	5/1959	Killen	30/28
5,131,146	7/1992	Leininger	132/75.5 X

1 Claim, 3 Drawing Sheets



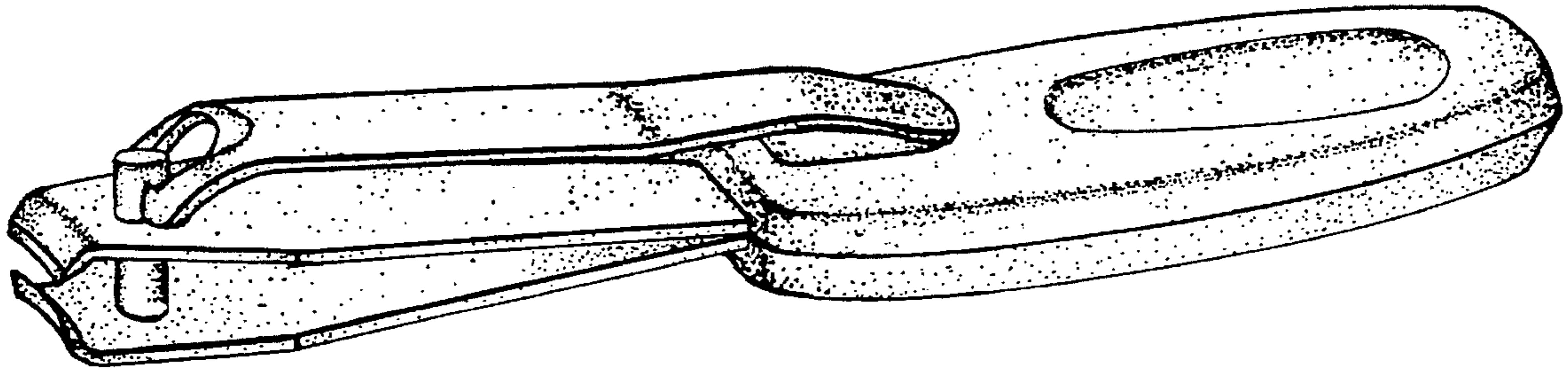


FIG. 1

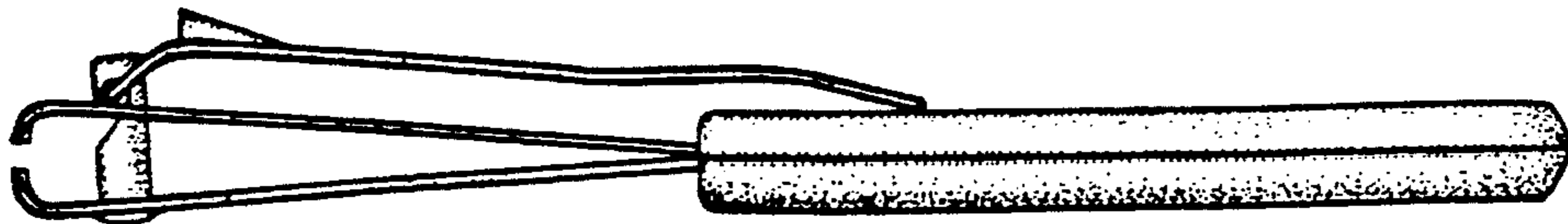


FIG. 2

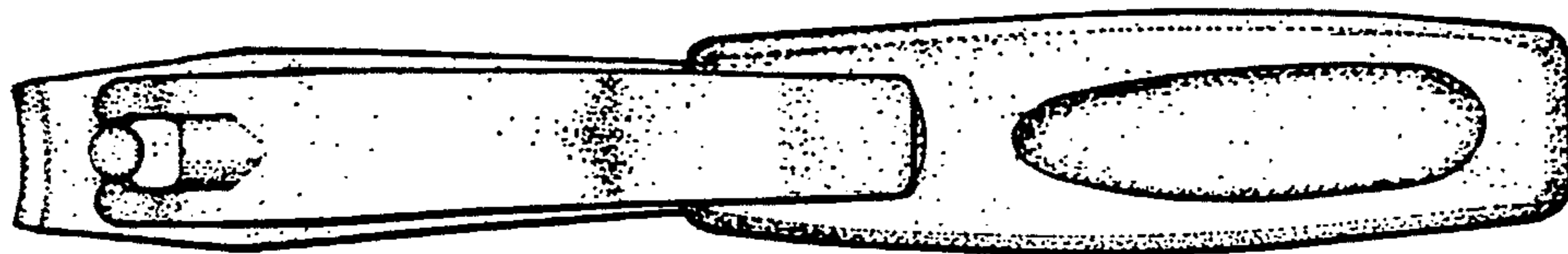


FIG. 3




FIG. 4

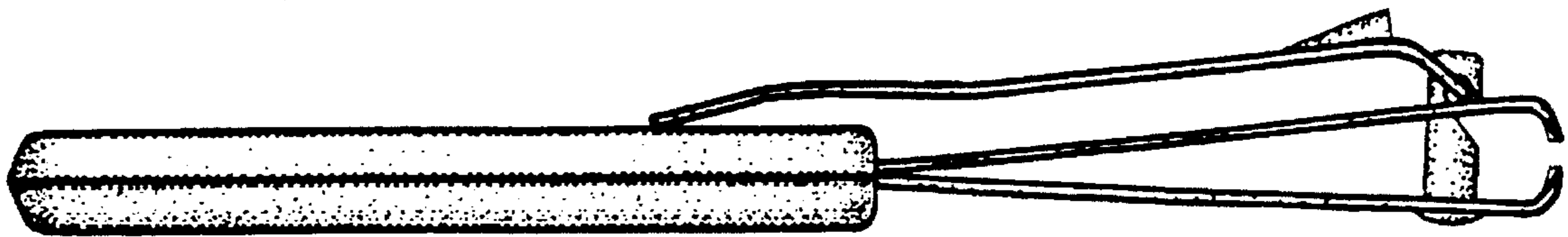


FIG. 5

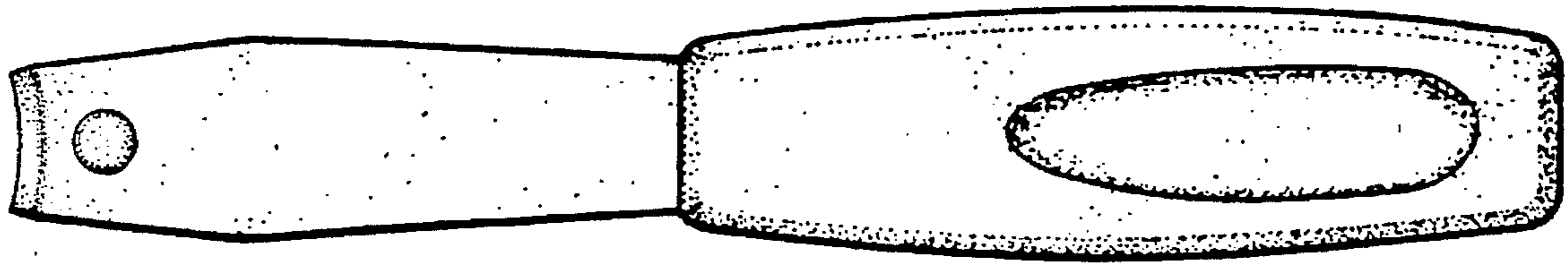


FIG. 6




FIG. 7