



US00D377237S

United States Patent [19]

[11] Patent Number: **Des. 377,237**

Brown et al.

[45] Date of Patent: ****Jan. 7, 1997**

[54] **TOP REAR SURFACE OF RAZOR HEAD**

FOREIGN PATENT DOCUMENTS

[75] Inventors: **Frank E. Brown**, Maidenhead; **Brian Oldroyd**, Reading, both of England

187475 11/1921 United Kingdom 30/82
2092052 8/1982 United Kingdom .
WO90/05047 5/1990 WIPO .

[73] Assignee: **The Gillette Company**, Boston, Mass.

Primary Examiner—Ted Shooman

[**] Term: **14 Years**

Assistant Examiner—C. Tuttle

Attorney, Agent, or Firm—Fish & Richardson P.C.

[21] Appl. No.: **13,723**

[57] **CLAIM**

[22] Filed: **Sep. 30, 1993**

The ornamental design for a top rear surface of razor head, as shown and described.

[52] U.S. Cl. **D28/47**

DESCRIPTION

[58] Field of Search D28/44-47; 30/32, 30/34.2, 48, 51, 58-60.5, 77-84

FIG. 1 is a top view of a top rear surface of a razor head embodying our new design (unclaimed environmental structure being shown in broken lines);

[56] **References Cited**

U.S. PATENT DOCUMENTS

D. 224,852	9/1972	Dorion, Jr. .	
D. 231,583	4/1974	De Lorenzo	D28/46
D. 290,050	5/1987	Jacobson	D28/47
D. 298,068	10/1988	Gilder	D28/47
2,666,982	1/1954	Shroeder .	
3,116,550	1/1964	De-Paoli .	
4,403,413	9/1983	Trotta	30/47
4,621,424	11/1986	Jacobson	30/41
4,914,817	4/1990	Galligan et al.	30/77
5,056,222	10/1991	Miller et al.	30/77
5,067,238	11/1991	Miller et al.	30/34.002
5,191,712	3/1993	Crook et al.	30/34.2
5,249,361	10/1993	Apprille, Jr. et al.	30/77

FIG. 2 is a front view thereof (unclaimed environmental structure being shown in broken lines);

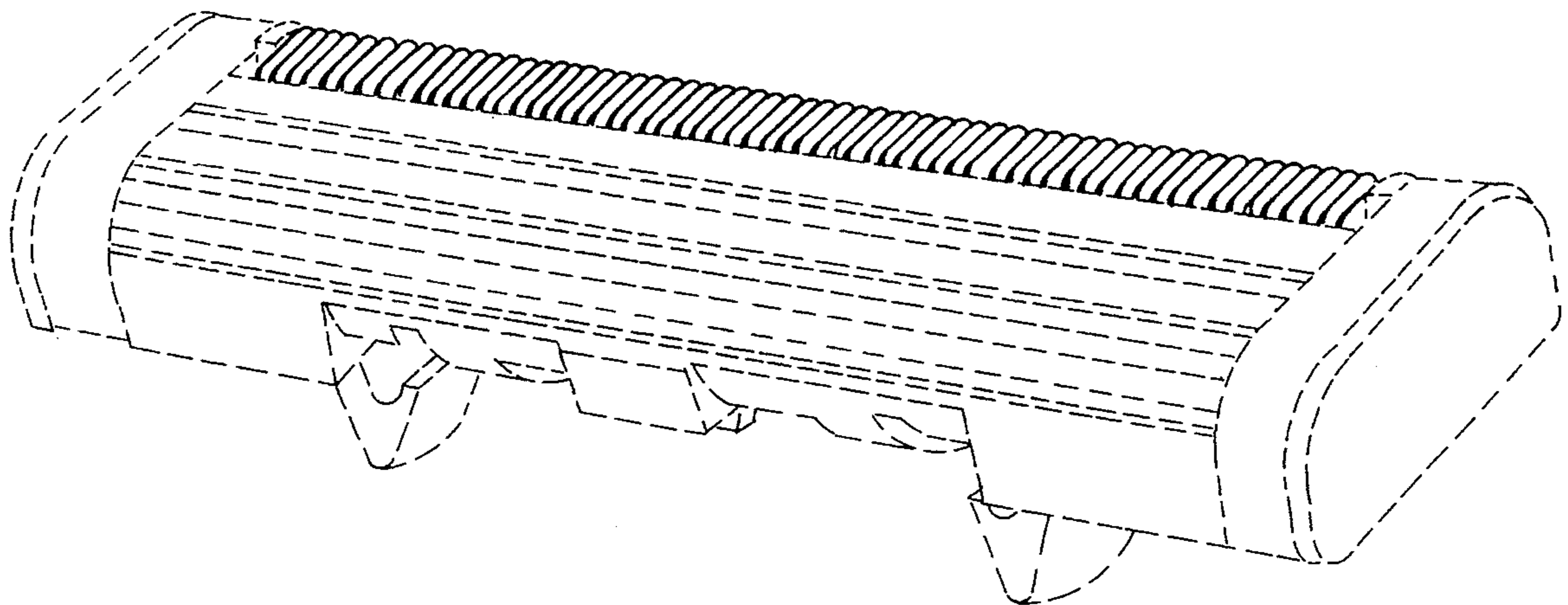
FIG. 3 is a perspective view thereof (unclaimed environmental structure being shown in broken lines);

FIG. 4 is a side view thereof (unclaimed environmental structure being shown in broken lines); the opposite side having identical appearance; and,

FIG. 5 is a rear view thereof (unclaimed environmental structure being shown in broken lines).

The broken line showings of razor head portions and coupling structure are for illustrative purposes only and form no part of the claimed design.

1 Claim, 2 Drawing Sheets






FIG. 1

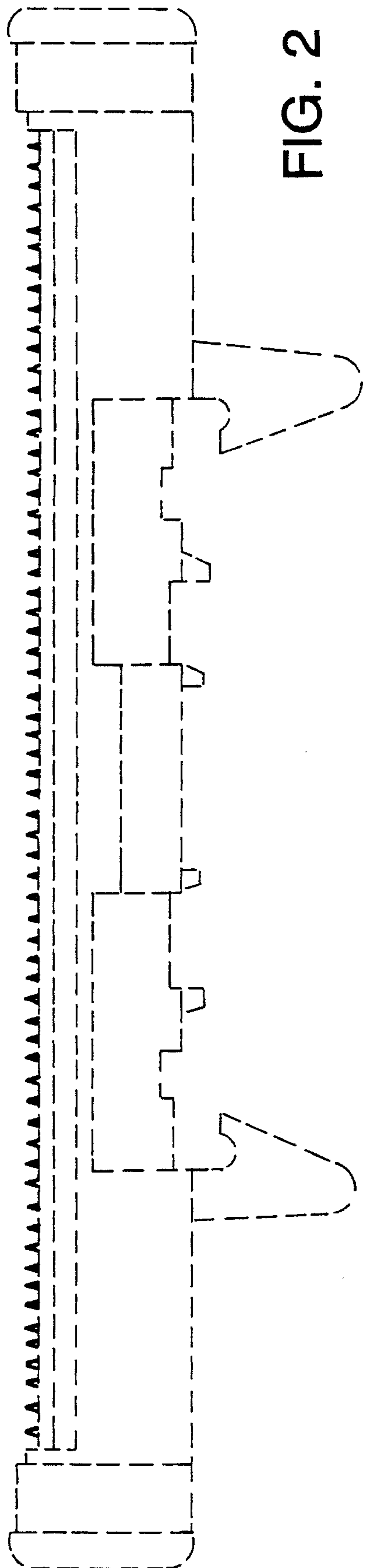


FIG. 2

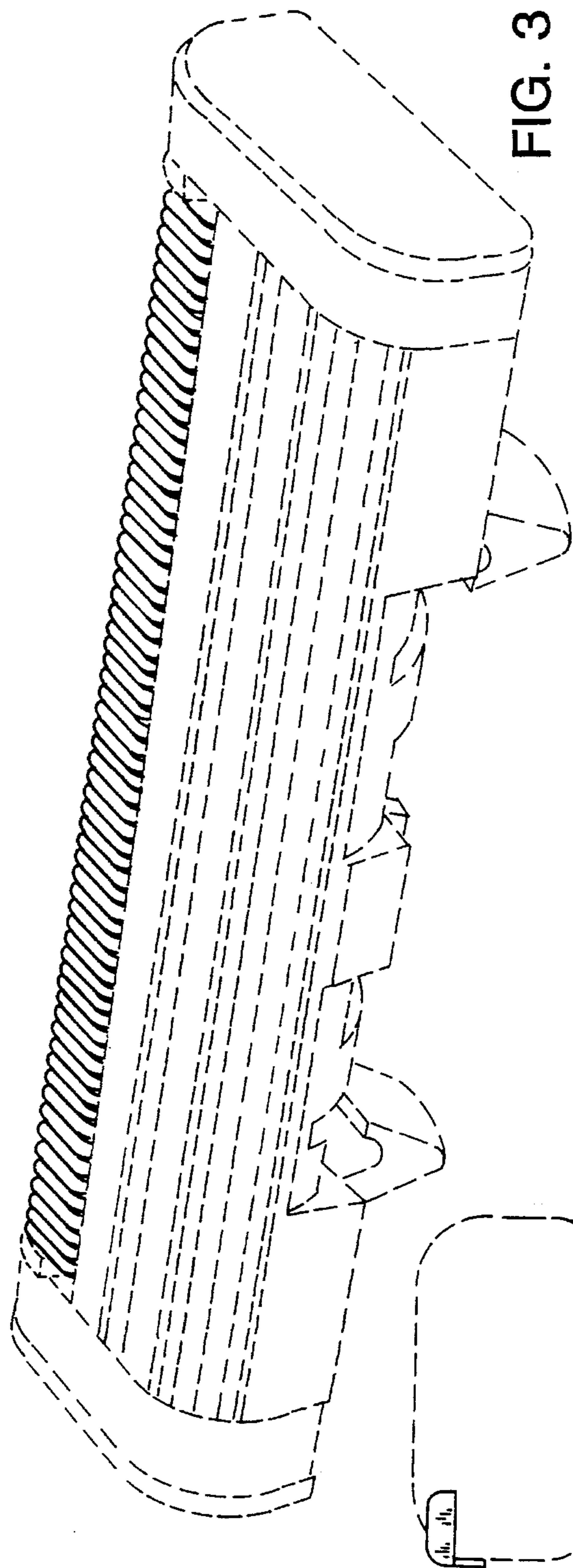


FIG. 3

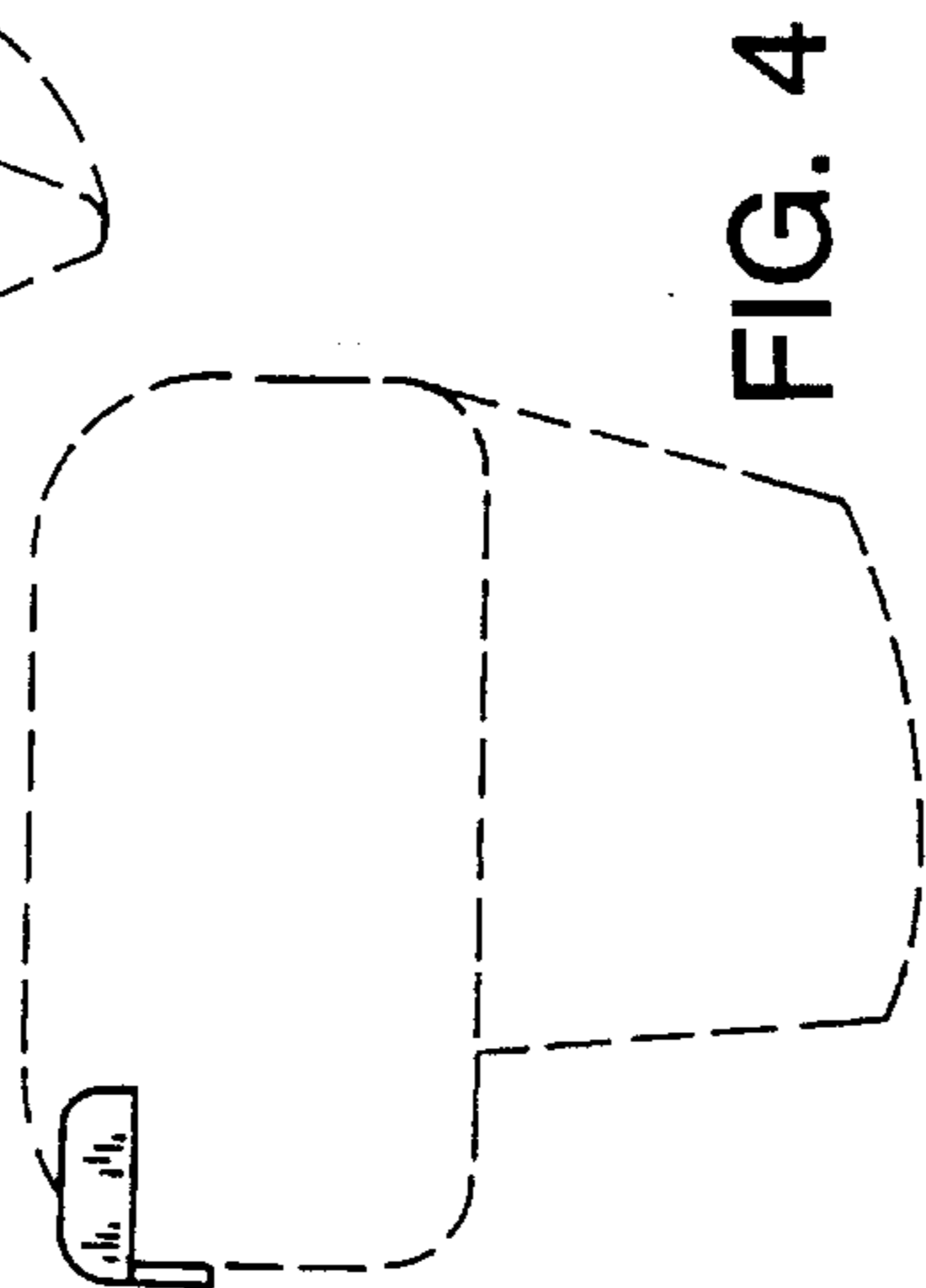


FIG. 4

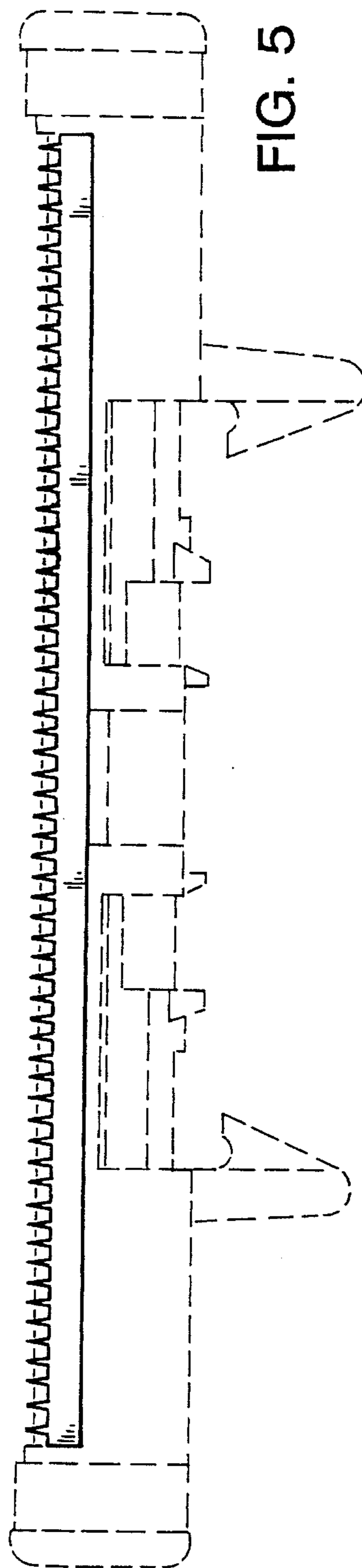


FIG. 5