



US00D377195S

United States Patent [19]
Takahashi

[11] **Patent Number: Des. 377,195**
[45] **Date of Patent: **Jan. 7, 1997**

[54] **WRITING INSTRUMENT**
[75] Inventor: **Osamu Takahashi**, Kawagoe, Japan
[73] Assignee: **Kotobucki & Co., Ltd.**, Kyoto, Japan
[**] Term: **14 Years**
[21] Appl. No.: **51,093**
[22] Filed: **Mar. 5, 1996**
[52] **U.S. Cl.** **D19/51; D19/56**
[58] **Field of Search** **D19/35, 36, 41-51,**
D19/53-58, 81-85; 401/99, 100, 104, 209

D. 309,633 7/1990 Itoh D19/51
D. 366,062 1/1996 Takahashi D19/46 X
D. 367,076 2/1996 Boix Cacia D19/51

Primary Examiner—Martie Thompson
Attorney, Agent, or Firm—Rothwell, Figg, Ernst & Kurz

[57] **CLAIM**

The ornamental design for a writing instrument, as shown.

DESCRIPTION

FIG. 1 is a front view of a writing instrument according to this design;
FIG. 2 is a right side view thereof;
FIG. 3 is a rear view thereof;
FIG. 4 is a top plan view thereof;
FIG. 5 is a bottom view thereof;
FIG. 6 is a front view thereof in use; and,
FIG. 7 is a perspective view thereof.

[56] **References Cited**

U.S. PATENT DOCUMENTS

D. 124,230 12/1940 Dreyfuss D19/51
D. 124,248 12/1940 Dreyfuss D19/49 X
D. 178,924 10/1956 Kahn D19/48
D. 257,465 10/1980 Zierhut D19/51

1 Claim, 2 Drawing Sheets




FIG.3




FIG.1



FIG.2




FIG.4



FIG.5




FIG.7

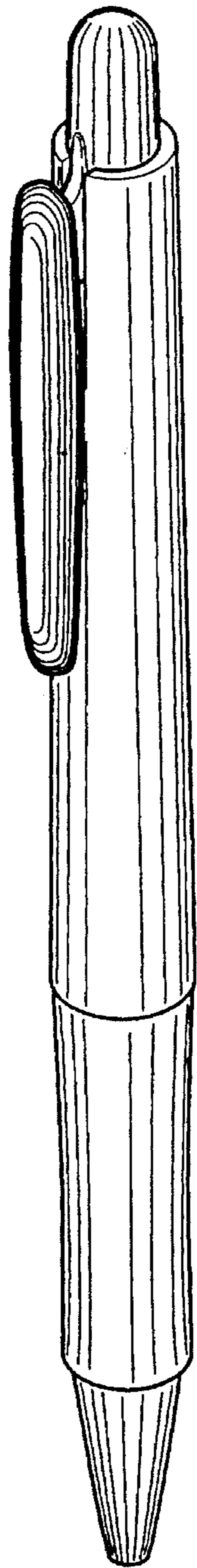


FIG.6

