



US00D377193S

# United States Patent [19]

Takemura

[11] Patent Number: **Des. 377,193**

[45] Date of Patent: **\*\*Jan. 7, 1997**

[54] **WRITING INSTRUMENT AND HOLDER**

[75] Inventor: **Shun Takemura**, Torrance, Calif.

[73] Assignee: **Itoya of America, Ltd.**, Torrance, Calif.

[\*\*] Term: **14 Years**

[21] Appl. No.: **53,490**

[22] Filed: **Apr. 23, 1996**

[52] U.S. Cl. .... **D19/36; D19/43; D19/51; D19/84**

[58] Field of Search ..... **D19/35, 36, 41-51, D19/53-58, 81-85; 401/52, 195; 211/69.1-69.9**

[56] **References Cited**

**U.S. PATENT DOCUMENTS**

D. 159,245	7/1950	Barnett	.....	D19/51 X
D. 223,014	2/1972	Longarzo	.....	D19/36
D. 231,138	4/1974	Ewry	.....	D19/51 X
D. 254,315	2/1980	Carre	.....	D19/51
D. 299,659	1/1989	Lantz	.....	D19/36

D. 321,720	11/1991	Sakurada	.....	D19/51
D. 336,659	6/1993	Lin	.....	D19/36
D. 349,924	8/1994	Fisch	.....	D19/36 X

*Primary Examiner*—Martie Thompson  
*Attorney, Agent, or Firm*—Spencer & Frank

[57] **CLAIM**

The ornamental design for a writing instrument and holder, as shown and described.

**DESCRIPTION**

FIG. 1 is a front view of the writing instrument and holder showing my new design;

FIG. 2 is a side view, the opposite side being a mirror image thereof;

FIG. 3 is a rear view thereof;

FIG. 4 is a top view thereof; and,

FIG. 5 is a front view of the writing instrument with the holder removed for convenience of illustration, all sides being identical thereto.

**1 Claim, 1 Drawing Sheet**

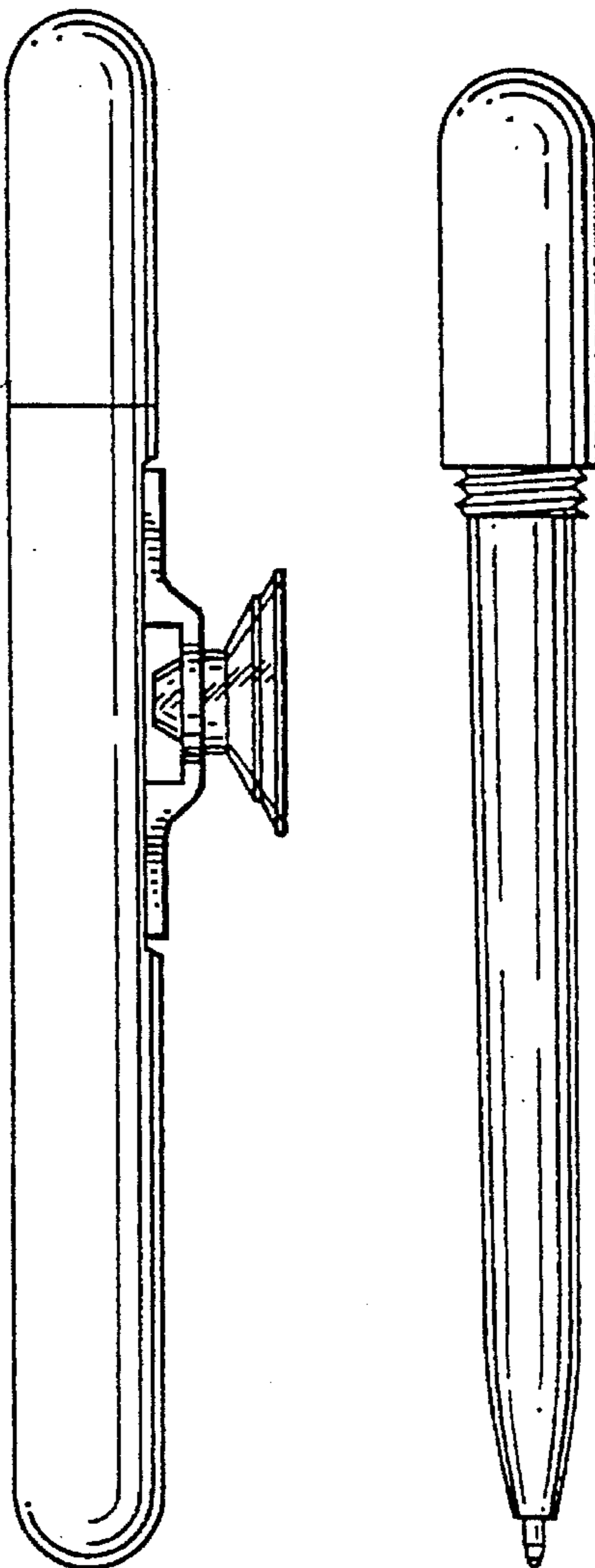


FIG. 1

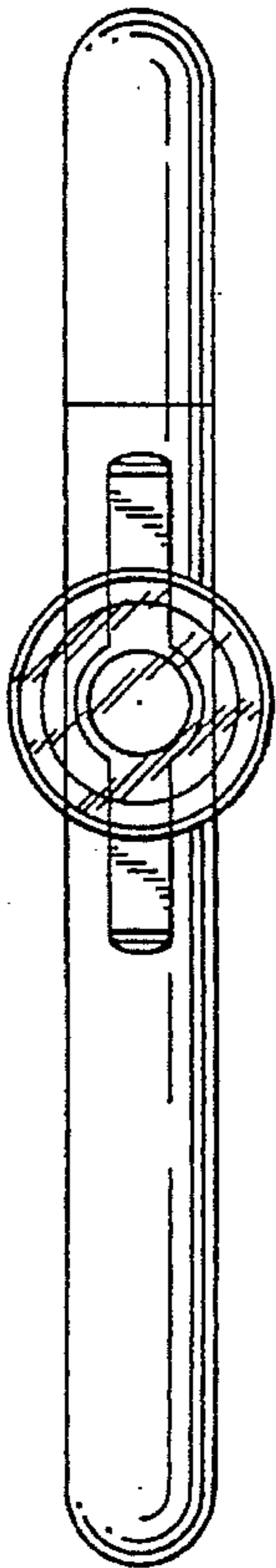


FIG. 2

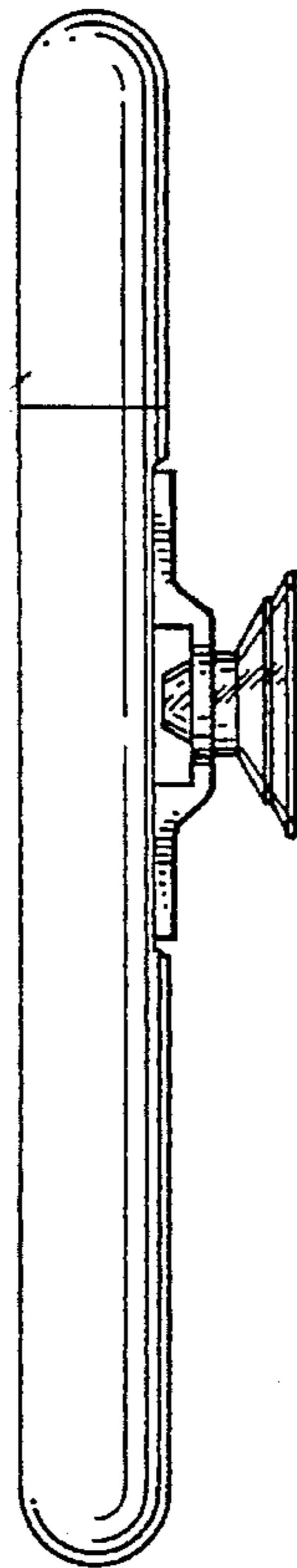


FIG. 3

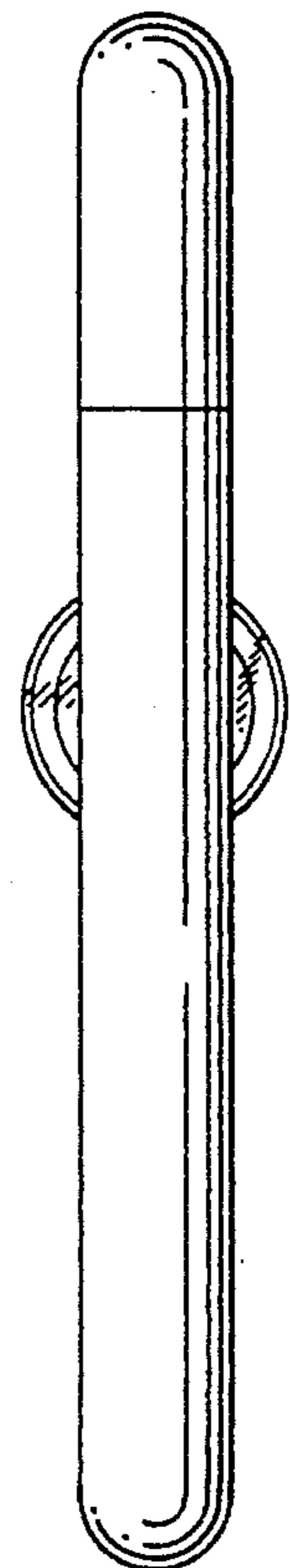


FIG. 5

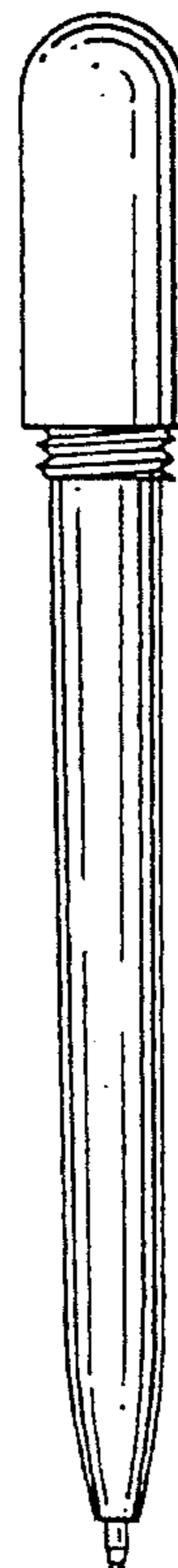


FIG. 4

