



US00D377191S

United States Patent [19]

Thompson

[11] Patent Number: **Des. 377,191**

[45] Date of Patent: ****Jan. 7, 1997**

[54] ENVELOPE

[76] Inventor: **Larry R. Thompson**, 405 W. 8th,
Ritzville, Wash. 99169

[**] Term: **14 Years**

[21] Appl. No.: **47,444**

[22] Filed: **Dec. 4, 1995**

[52] U.S. Cl. **D19/3; 229/74**

[58] Field of Search D19/3, 4; D20/40,
D20/27; 229/68.1, 74, 82, 81, 309, 310,
311

[56] **References Cited**

U.S. PATENT DOCUMENTS

| | | | |
|-----------|---------|----------------|-----------|
| 279,543 | 6/1883 | Cuskley | 229/310 |
| 484,733 | 10/1892 | Flynn | 229/309 |
| 543,120 | 7/1895 | Bacher | 229/310 |
| 1,328,028 | 1/1920 | Ahana | 229/311 |
| 1,773,671 | 8/1930 | Glass | 229/311 |
| 3,178,097 | 4/1965 | Topetchy | 229/311 X |

FOREIGN PATENT DOCUMENTS

2611616 9/1977 Germany 229/310

Primary Examiner—Susan J. Lucas

Assistant Examiner—Pamela Burgess

[57] **CLAIM**

The ornamental design for an envelope, as shown and described.

DESCRIPTION

FIG. 1 is a front elevational view of the envelope showing my new design;

FIG. 2 is a rear elevational view thereof;

FIG. 3 is a left side elevational view thereof;

FIG. 4 is a right side elevational view thereof;

FIG. 5 is a top plan view thereof;

FIG. 6 is a bottom plan view thereof; and,

FIG. 7 is a front elevational view thereof, with the tab/string unit partially pulled away for clarity of disclosure, the broken lines shown are for illustrative purposes only and form no part of the claimed design.

1 Claim, 3 Drawing Sheets

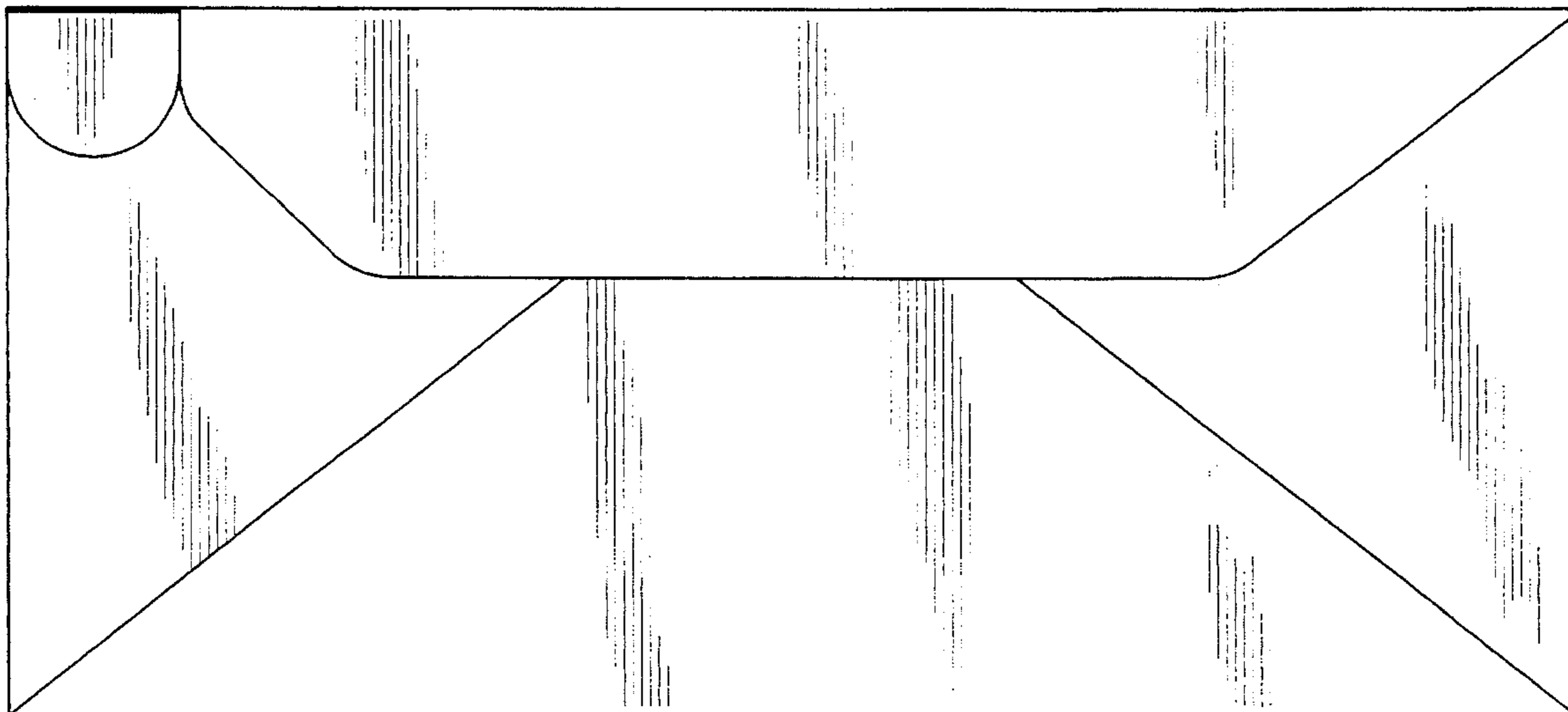


FIG. 1

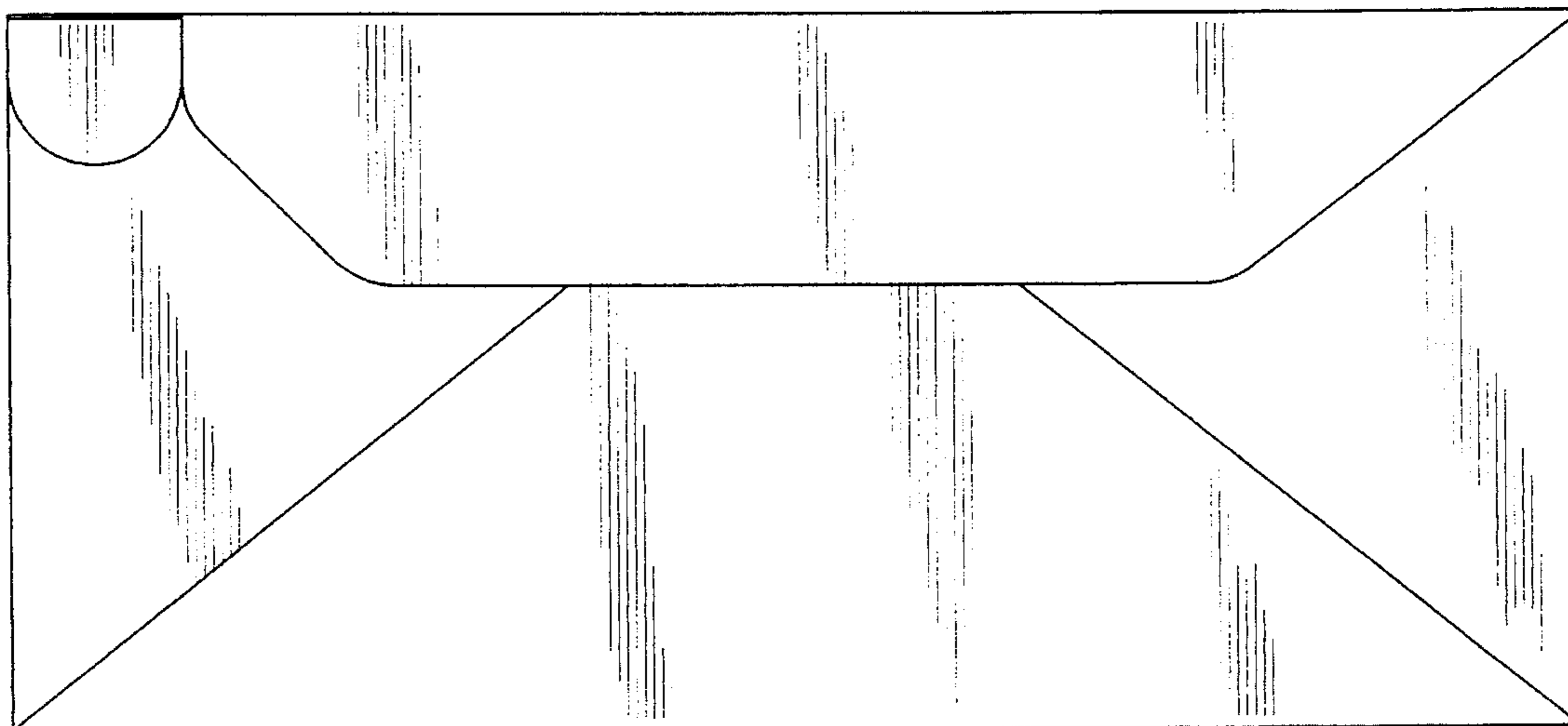


FIG. 2




FIG. 3



FIG. 4



FIG. 5




FIG. 6



FIG. 7

