



US00D377169S

United States Patent [19] Chida

[11] **Patent Number:** **Des. 377,169**
[45] **Date of Patent:** ****Jan. 7, 1997**

[54] **TABLET**

[75] **Inventor:** **Hiromi Chida**, Chiba, Japan

[73] **Assignee:** **Seiko Instruments Inc.**, Japan

[**] **Term:** **14 Years**

[21] **Appl. No.:** **39,368**

[22] **Filed:** **May 26, 1995**

[52] **U.S. Cl.** **D14/114; D19/52; D21/59**

[58] **Field of Search** **D19/59, 60, 52, D19/62; D14/100, 106, 114, 124, 127; 361/390-395; 364/708, 709.04; 340/306, 309; 446/146, 175, 219, 227; 434/81-90, 408, 428, 430**

[56] **References Cited**

U.S. PATENT DOCUMENTS

D. 308,198 5/1990 Tedham et al. D19/52 X

D. 317,446 6/1991 Vossoughi et al. D14/113
D. 346,366 4/1994 Kim et al. D14/100
D. 352,279 11/1994 Foy et al. D19/52 X
D. 359,984 7/1995 Mak D19/52
D. 363,511 10/1995 Hui D19/60 X

Primary Examiner—Martie Thompson
Attorney, Agent, or Firm—Adams & Wilks

[57] **CLAIM**

The ornamental design for a tablet, as shown and described.

DESCRIPTION

FIG. 1 is a front elevational view of a tablet showing our new design;
FIG. 2 is a rear elevational view thereof;
FIG. 3 is a top plan view thereof;
FIG. 4 is a bottom plan view thereof;
FIG. 5 is a left side elevational view thereof;
FIG. 6 is a right side elevational view thereof; and,
FIG. 7 is a top front and right side perspective view thereof.

1 Claim, 3 Drawing Sheets

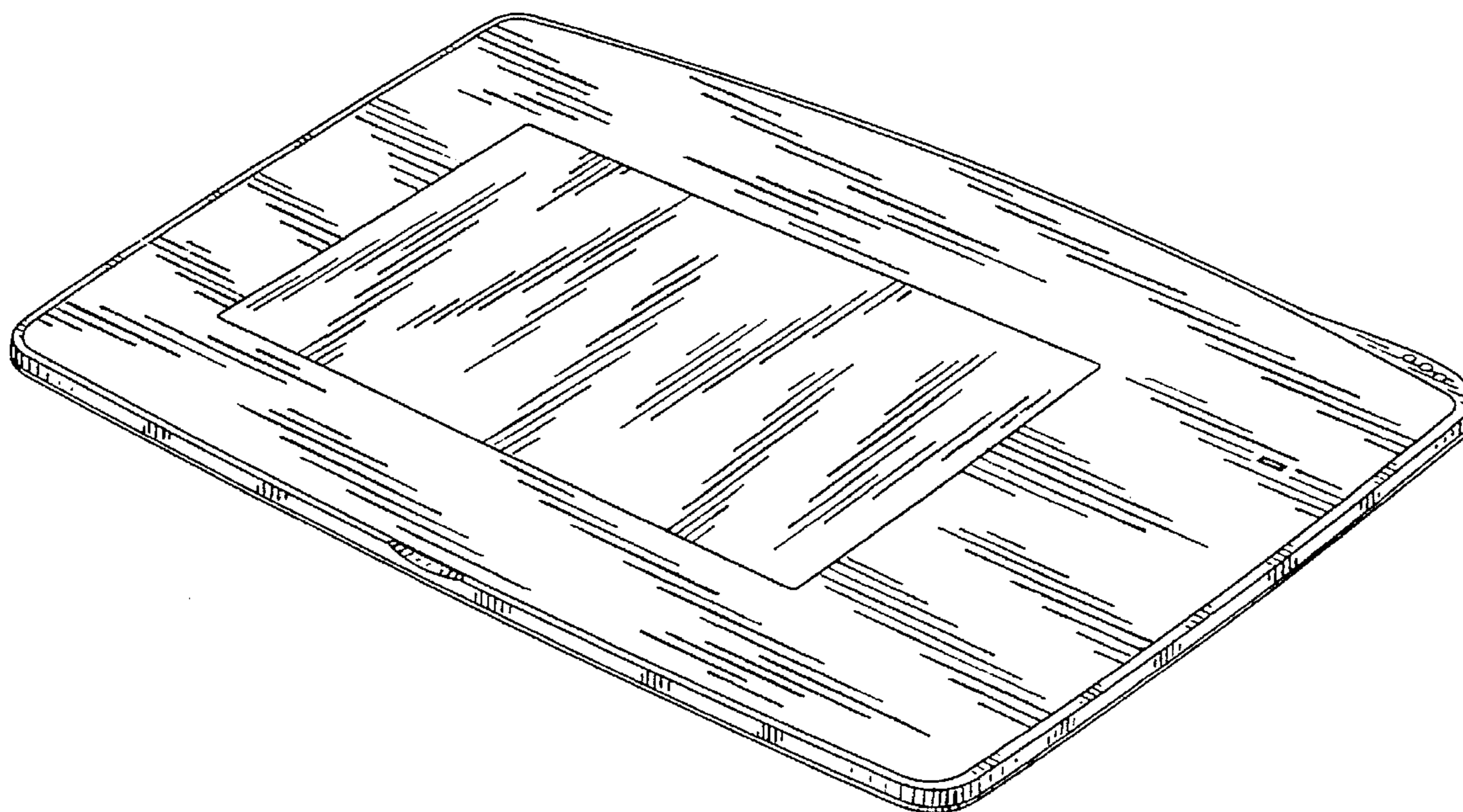


FIG. 1

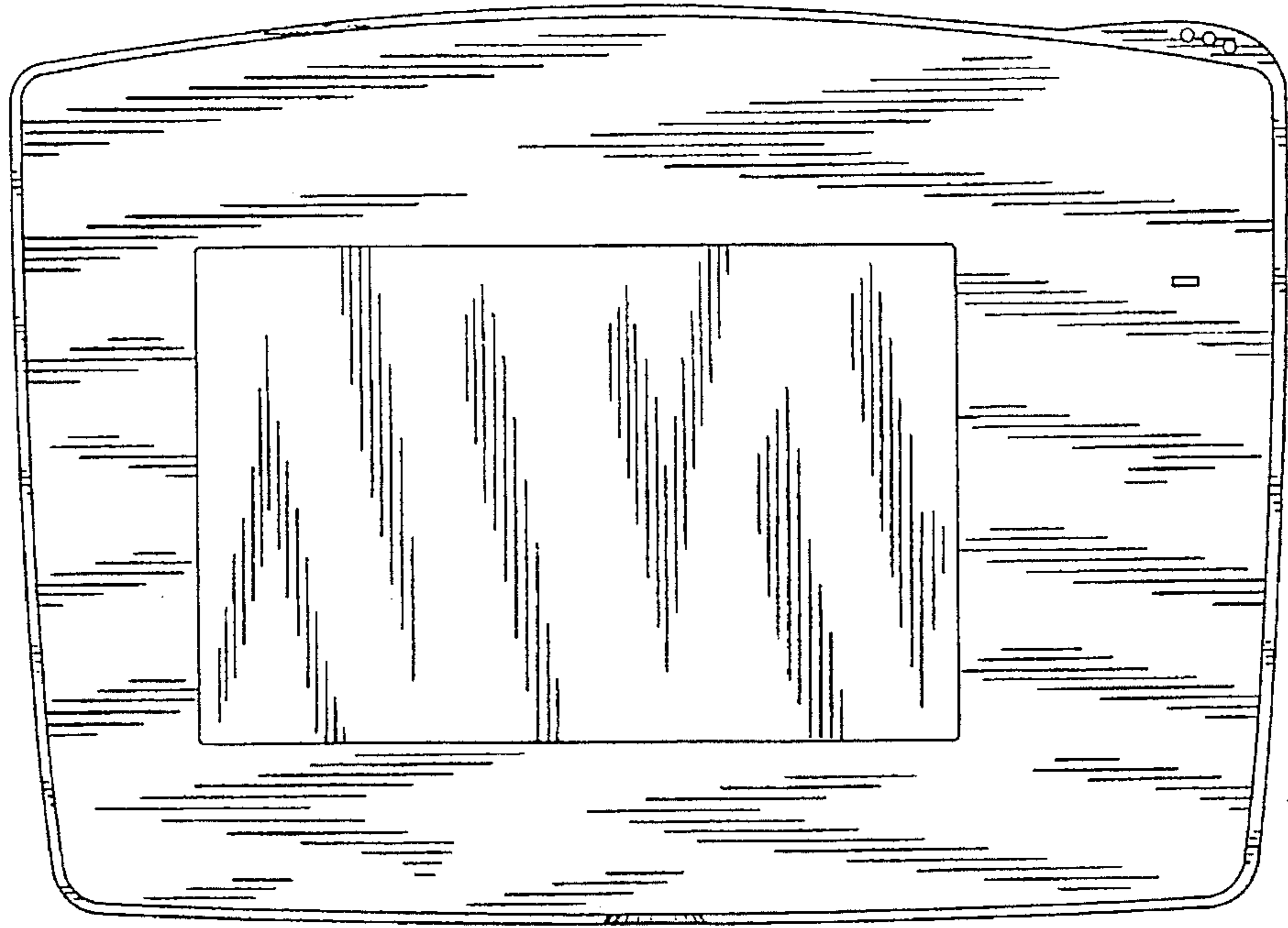


FIG. 2

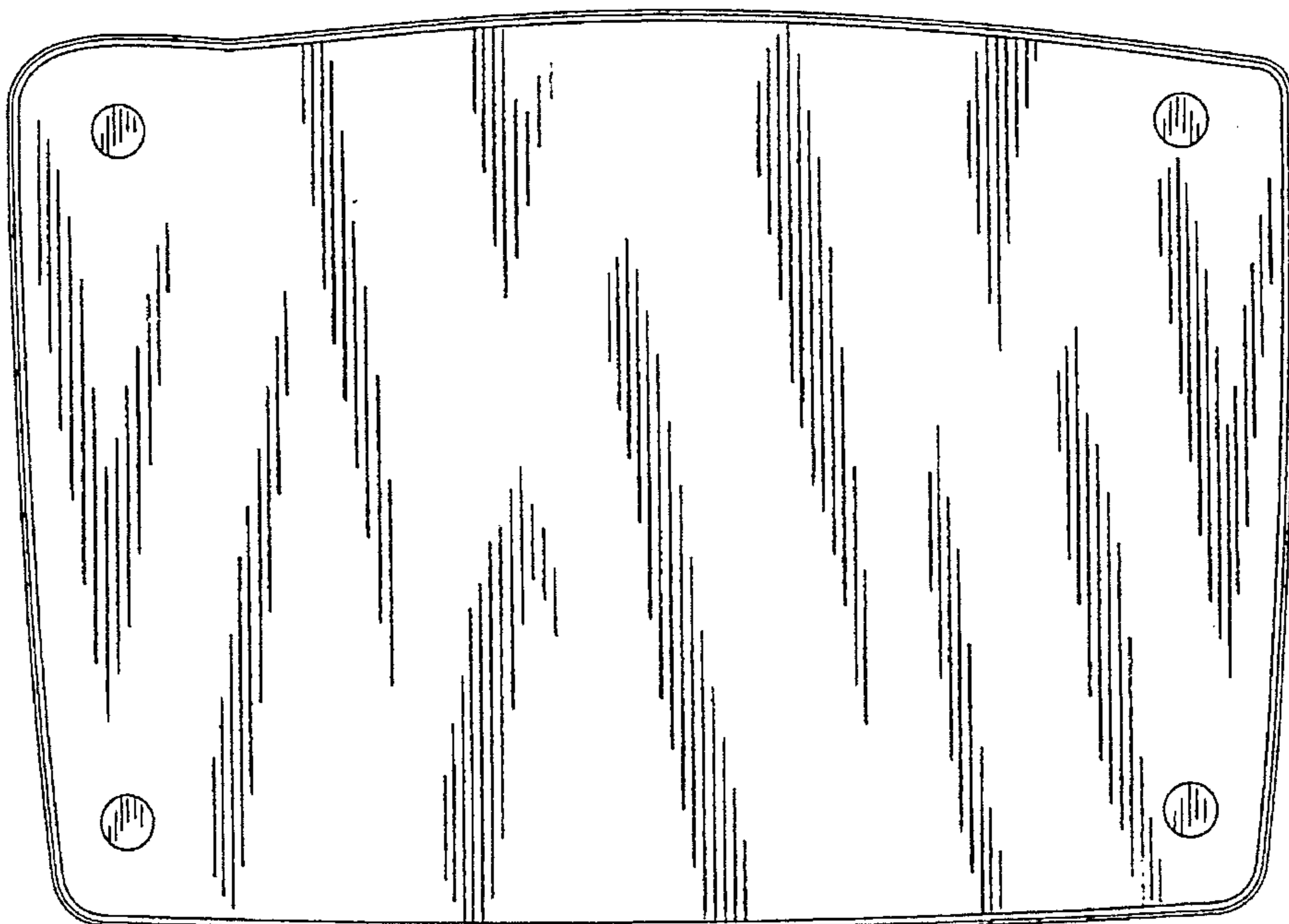


FIG. 3

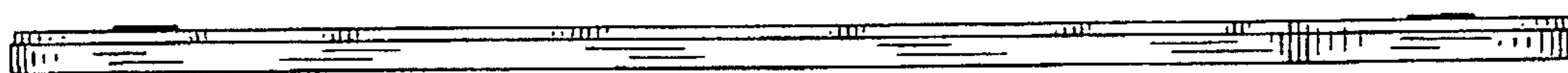


FIG. 4

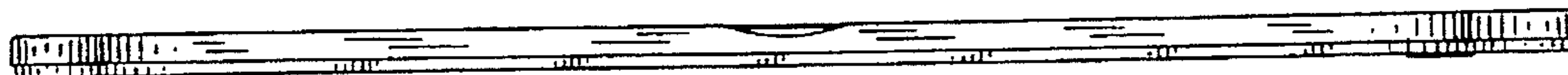


FIG. 5

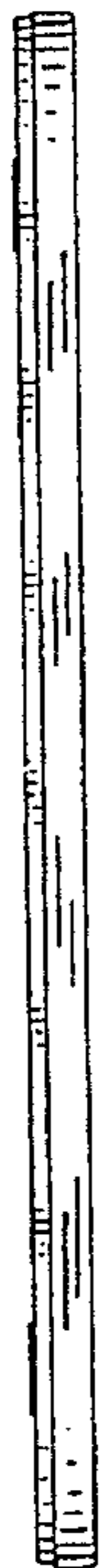


FIG. 6

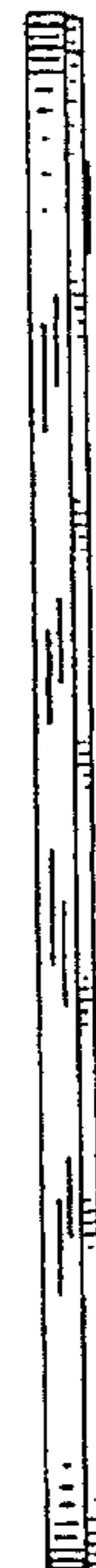


FIG. 7

