



US00D377151S

# United States Patent [19] Takeichi

[11] Patent Number: **Des. 377,151**

[45] Date of Patent: **\*\*Jan. 7, 1997**

[54] **WRIST WATCH**

D. 361,529 8/1995 Sakai et al. .... D10/30 X

[75] Inventor: **Takashi Takeichi**, Hamura, Japan

*Primary Examiner*—Janice E. Seeger

*Attorney, Agent, or Firm*—Frishauf, Holtz, Goodman,  
Langer & Chick

[73] Assignee: **Casio Computer Co., Ltd.**, Tokyo,  
Japan

### [57] CLAIM

[\*\*] Term: **14 Years**

The ornamental design for a wrist watch, as shown.

[21] Appl. No.: **46,014**

### DESCRIPTION

[22] Filed: **Nov. 6, 1995**

FIG. 1 is a front elevational view of a wrist watch showing my new design;

[52] U.S. Cl. .... **D10/39**; D10/30

FIG. 2 is a right side elevational view thereof;

[58] Field of Search ..... D10/30, 32, 38,  
D10/39, 128; 368/280-282, 285, 276, 277,  
294

FIG. 3 is a left side elevational view thereof;

FIG. 4 is a top plan view thereof;

FIG. 5 is a bottom plan view thereof;

### [56] References Cited

FIG. 6 is a rear elevational view thereof; and,

FIG. 7 is a perspective view thereof.

#### U.S. PATENT DOCUMENTS

D. 323,298 1/1992 Kawashima ..... D10/39

D. 327,656 7/1992 Sugita et al. .... D10/38

**1 Claim, 2 Drawing Sheets**




FIG. 4

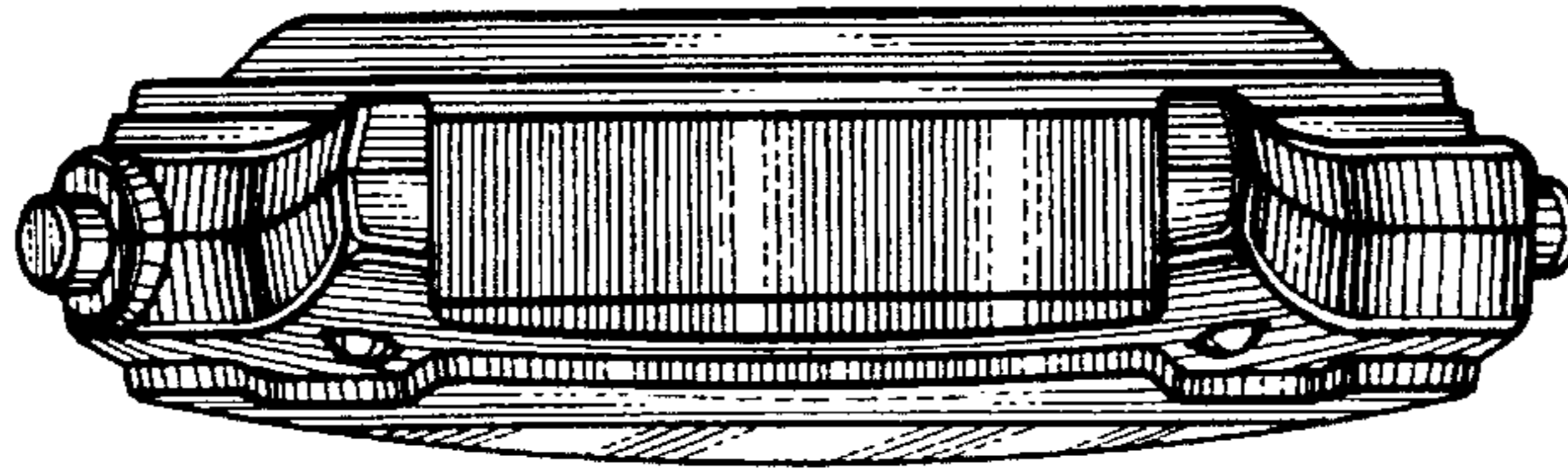


FIG. 3




FIG. 1




FIG. 2

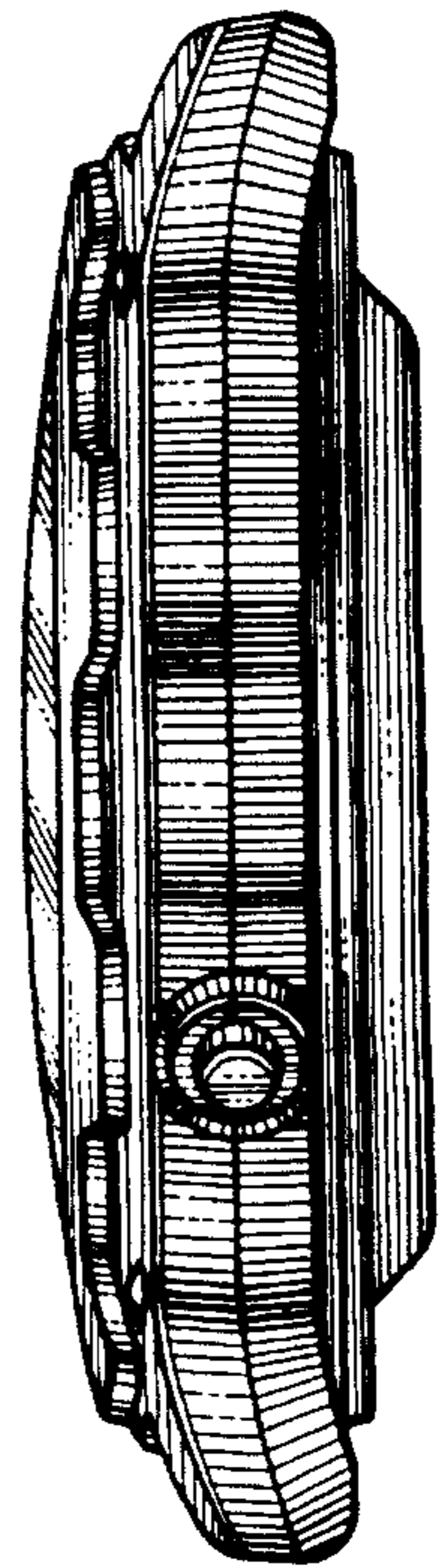


FIG. 5




FIG. 6




FIG. 7

