



US00D377150S

**United States Patent** [19]  
**Hartzband**

[11] **Patent Number: Des. 377,150**  
[45] **Date of Patent: \*\*Jan. 7, 1997**

[54] **COMBINED WATCH AND BRACELET**

[75] Inventor: **Paul Hartzband**, Chappaqua, N.Y.

[73] Assignee: **HartCase Corp.**, Rockville Center, N.Y.

[\*\*] Term: **14 Years**

[21] Appl. No.: **50,214**

[22] Filed: **Feb. 12, 1996**

[52] U.S. Cl. .... **D10/32; D10/39**

[58] Field of Search ..... **D10/30, 32, 38, D10/39, 128; D11/3-4, 12, 14, 19-25; 368/280-282, 285, 276, 277, 294; 63/1.1, 3, 5.1, 11**

[56] **References Cited**

**U.S. PATENT DOCUMENTS**

D. 278,518 4/1985 Kervan ..... D10/32  
D. 356,961 4/1995 Giardiello ..... D10/39

**FOREIGN PATENT DOCUMENTS**

2143345 2/1985 United Kingdom .

**OTHER PUBLICATIONS**

HKE, Sep. 1981, p. 74, FR36 watch at far right.  
Jewelers' Circular-Keystone, Feb. 1979, p. 181, watch at right.

*Primary Examiner*—Janice E. Seeger  
*Attorney, Agent, or Firm*—James A. Quinton

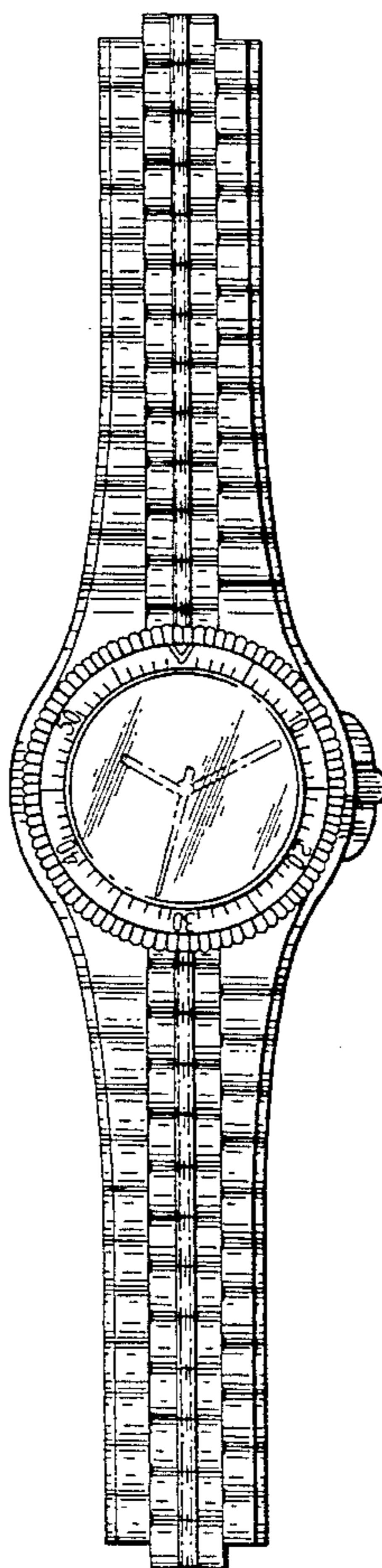
[57] **CLAIM**

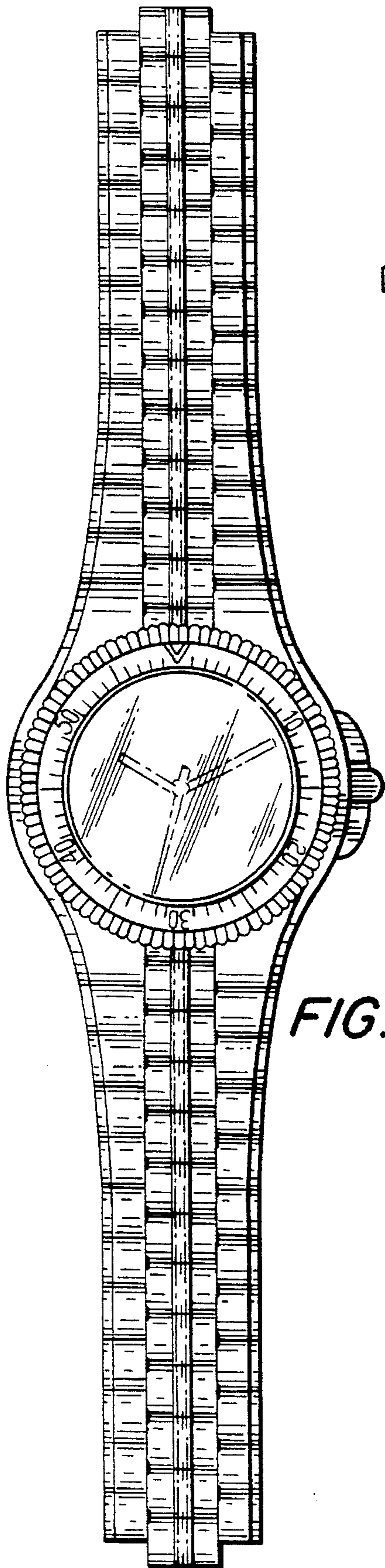
The ornamental design for a combined watch and bracelet, as shown and described.

**DESCRIPTION**


FIG. 1 is a front view of the combined watch and bracelet according to the invention;  
FIG. 2 is a top plan view of the combined watch and bracelet according to the invention;  
FIG. 3 is a right side view of the combined watch and bracelet according to the invention;  
FIG. 4 is a left side view of the combined watch and bracelet according to the invention;  
FIG. 5 is a rear view of the combined watch and bracelet according to the invention; and,  
FIG. 6 is a bottom plan view of the combined watch and bracelet according to the invention.  
The broken lines are for environmental purposes only and form no part of the claimed design.

**1 Claim, 2 Drawing Sheets**

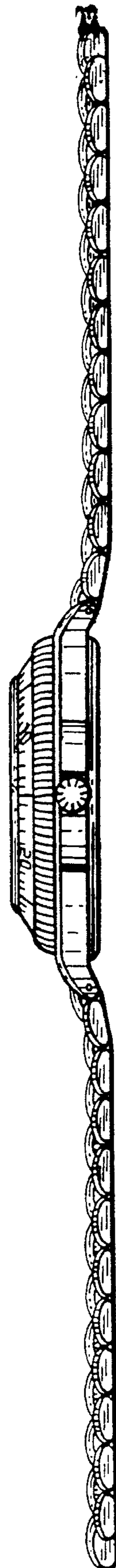




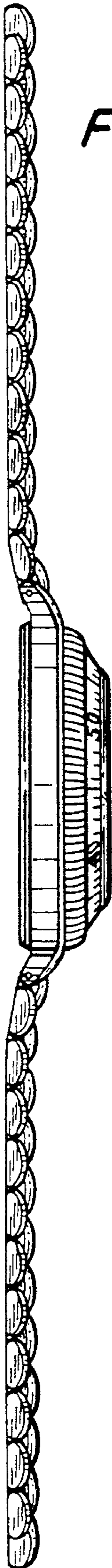
*FIG. 1*



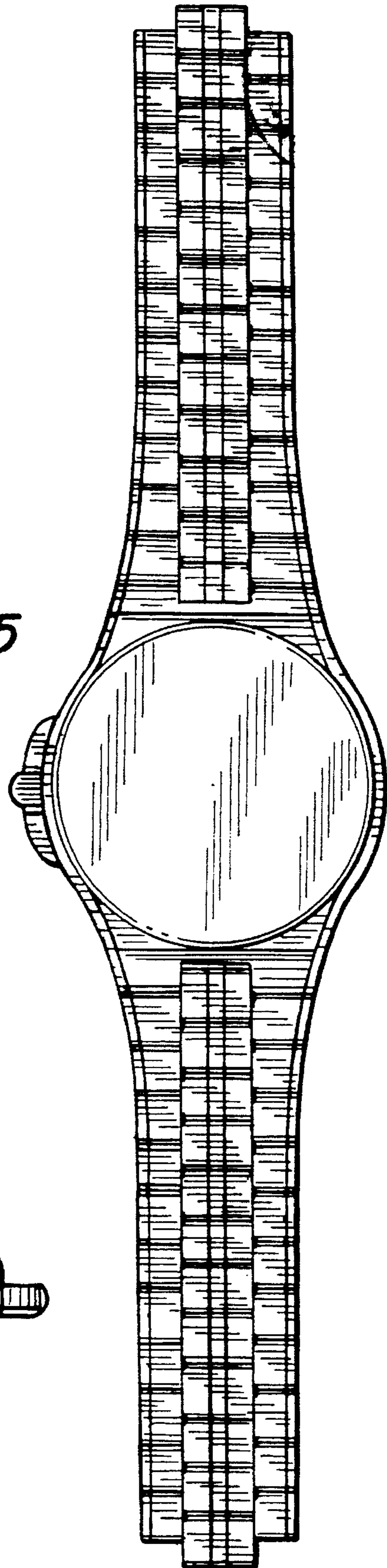
*FIG. 2*



*FIG. 3*



*FIG. 4*



*FIG. 5*



*FIG. 6*