



US00D377149S

United States Patent [19]
Hayashi

[11] **Patent Number: Des. 377,149**
[45] **Date of Patent: **Jan. 7, 1997**

[54] **WATCHCASE**
[75] **Inventor: Yukiko Hayashi, Chiba, Japan**
[73] **Assignee: Seiko Instruments Inc., Japan**
[**] **Term: 14 Years**

Primary Examiner—James M. Gandy
Assistant Examiner—Caron D. Veynar
Attorney, Agent, or Firm—Adams & Wilks

[21] **Appl. No.: 39,370**
[22] **Filed: May 26, 1995**
[52] **U.S. Cl. D10/30**
[58] **Field of Search D10/1-40, 122-129,**
D10/132; D11/1-3, 12-26, 29, 34; 368/233,
276, 277, 280-282, 285, 290

[57] **CLAIM**
The ornamental design for a watchcase, as shown and described.

[56] **References Cited**
U.S. PATENT DOCUMENTS
D. 77,005 11/1928 Irelan D10/38
D. 78,447 5/1929 Conant D10/38
D. 295,386 4/1988 Miyama D10/30

DESCRIPTION
FIG. 1 is a front elevational view of a watchcase showing my new design;
FIG. 2 is a rear elevational view thereof;
FIG. 3 is a top plan view thereof;
FIG. 4 is a bottom plan view thereof;
FIG. 5 is a left side elevational view thereof;
FIG. 6 is a right side elevational view thereof; and,
FIG. 7 is a perspective view thereof.

1 Claim, 1 Drawing Sheet






FIG. 1

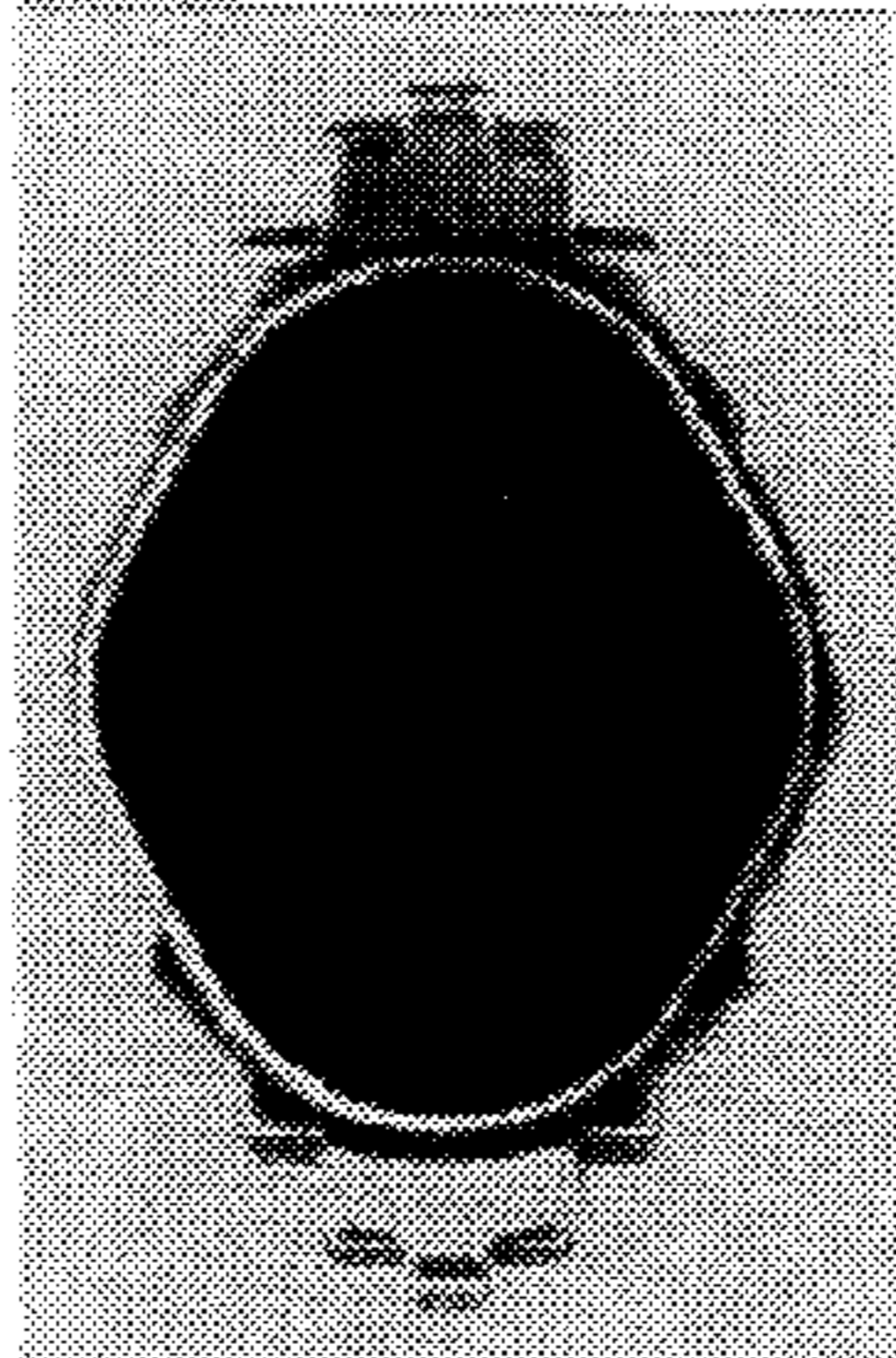


FIG. 2




FIG. 3




FIG. 4




FIG. 5




FIG. 6




FIG. 7