



US00D377146S

United States Patent [19]

[11] Patent Number: **Des. 377,146**

Schmidiger

[45] Date of Patent: ****Jan. 7, 1997**

[54] LID LEASH

[76] Inventor: **Janice L. Schmidiger**, P.O. Box 13,
Sheep Ranch, Calif. 95250

[**] Term: **14 Years**

[21] Appl. No.: **39,949**

[22] Filed: **Jun. 7, 1995**

[52] U.S. Cl. **D9/499**

[58] Field of Search D9/434-36, 446-49,
D9/452-54, 499; D34/10; 215/215, 235,
306, 316, 317; 220/375, 754, 759; 248/205.5,
206.2, 206.3, 363; 16/114 A, 114 R, 114 B;
24/298, 300-301

[56] **References Cited**

U.S. PATENT DOCUMENTS

282,285	7/1883	Dessart	24/300
322,213	7/1885	Ubellar	24/301
878,719	2/1908	Gardyne	24/300
2,131,687	9/1938	Kaplan	16/114 R
2,145,142	1/1939	Stout	248/205.5
2,648,900	8/1953	Anderson	16/114 R
3,306,483	2/1967	Bellafore	215/306

3,358,874	12/1967	Smith	D9/434 X
4,328,761	5/1982	Dwyer	16/114 R X
4,813,641	3/1989	Wilson	248/206.2
4,848,713	7/1989	Adams	248/206.2
5,317,788	6/1994	Esposito	24/300
5,484,081	1/1996	Jahn	220/759

Primary Examiner—James M. Gandy
Assistant Examiner—Cathron B. Matta

[57] **CLAIM**

The ornamental design for a lid leash, as shown and described.

DESCRIPTION

FIG. 1 is a right side view of the lid leash, showing my new design;
FIG. 2 is a left side view thereof;
FIG. 3 is a front elevational view thereof;
FIG. 4 is a rear elevational view thereof;
FIG. 5 is a bottom elevational view thereof;
FIG. 6 is a top elevational view thereof; and,
FIG. 7 is an isometric view thereof, the broken lines illustrating a jar are for illustrative purposes only and form no part of the claimed design.

1 Claim, 3 Drawing Sheets

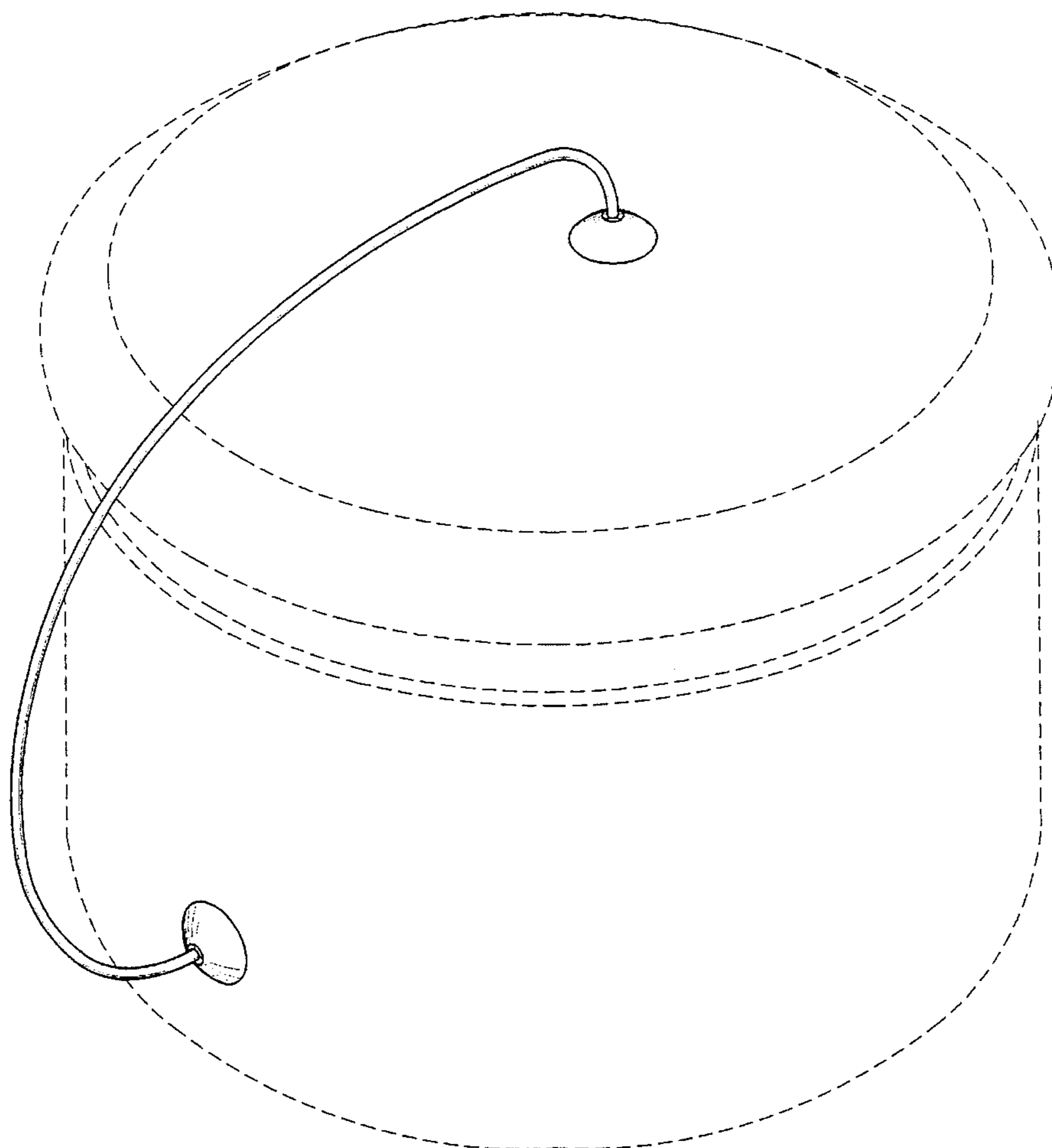


FIG. 1

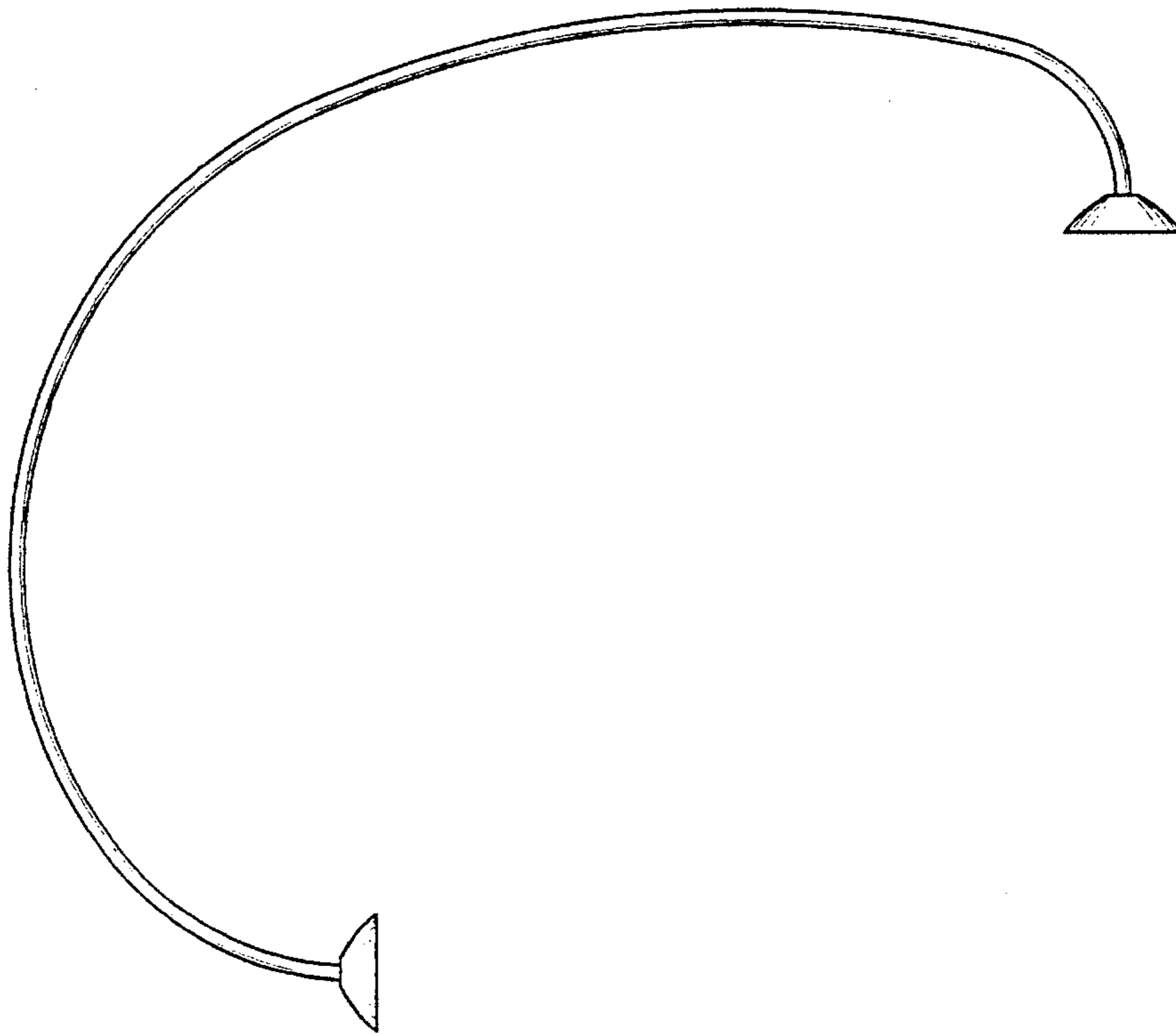


FIG. 2




FIG. 3

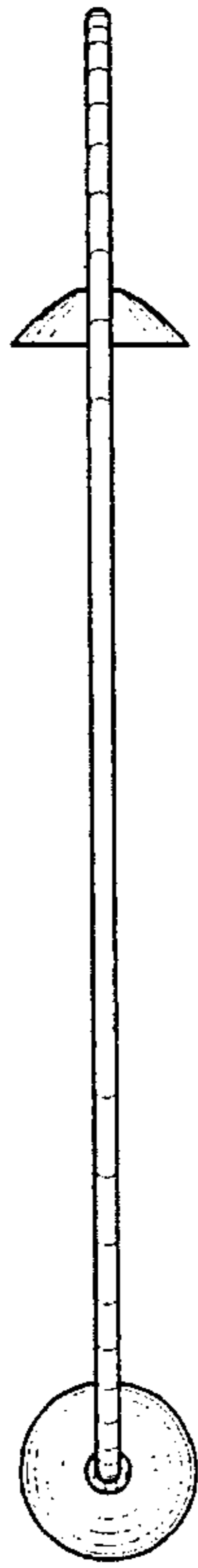


FIG. 4

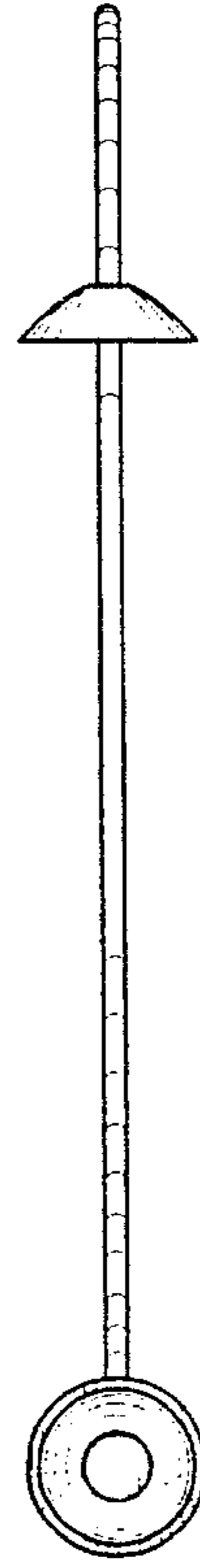


FIG. 5




FIG. 6

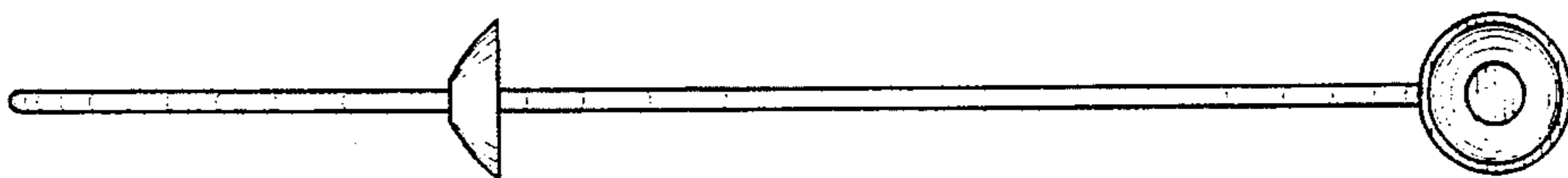


FIG. 7

