



US00D377140S

United States Patent [19]
Bair

[11] **Patent Number: Des. 377,140**
[45] **Date of Patent: **Jan. 7, 1997**

[54] **SHINGLE REMOVAL TOOL**
[76] Inventor: **Leland R. Bair**, 806 18th Ave., SW.,
Cedar Rapids, Iowa 52404
[**] Term: **14 Years**

4,477,972	10/1984	Testa, Jr.	294/49
4,663,995	5/1987	Amundson et al.	81/45
4,763,547	8/1988	Dike, Jr.	81/45
4,809,436	3/1989	Crookston	30/171
4,858,503	8/1989	Dike, Jr.	81/45
5,010,791	4/1991	Williams	81/45
5,159,859	11/1992	Whitesell	81/45

[21] Appl. No.: **43,847**
[22] Filed: **Sep. 12, 1995**
[52] **U.S. Cl.** **D8/89**
[58] **Field of Search** D8/88, 89, 14;
294/49, 54.5, 55; 30/170, 171; 254/19,
24, 25

Primary Examiner—Philip S. Hyder
Attorney, Agent, or Firm—John D. Gugliotta

[57] **CLAIM**

The ornamental design for a shingle removal tool, as shown and described.

DESCRIPTION

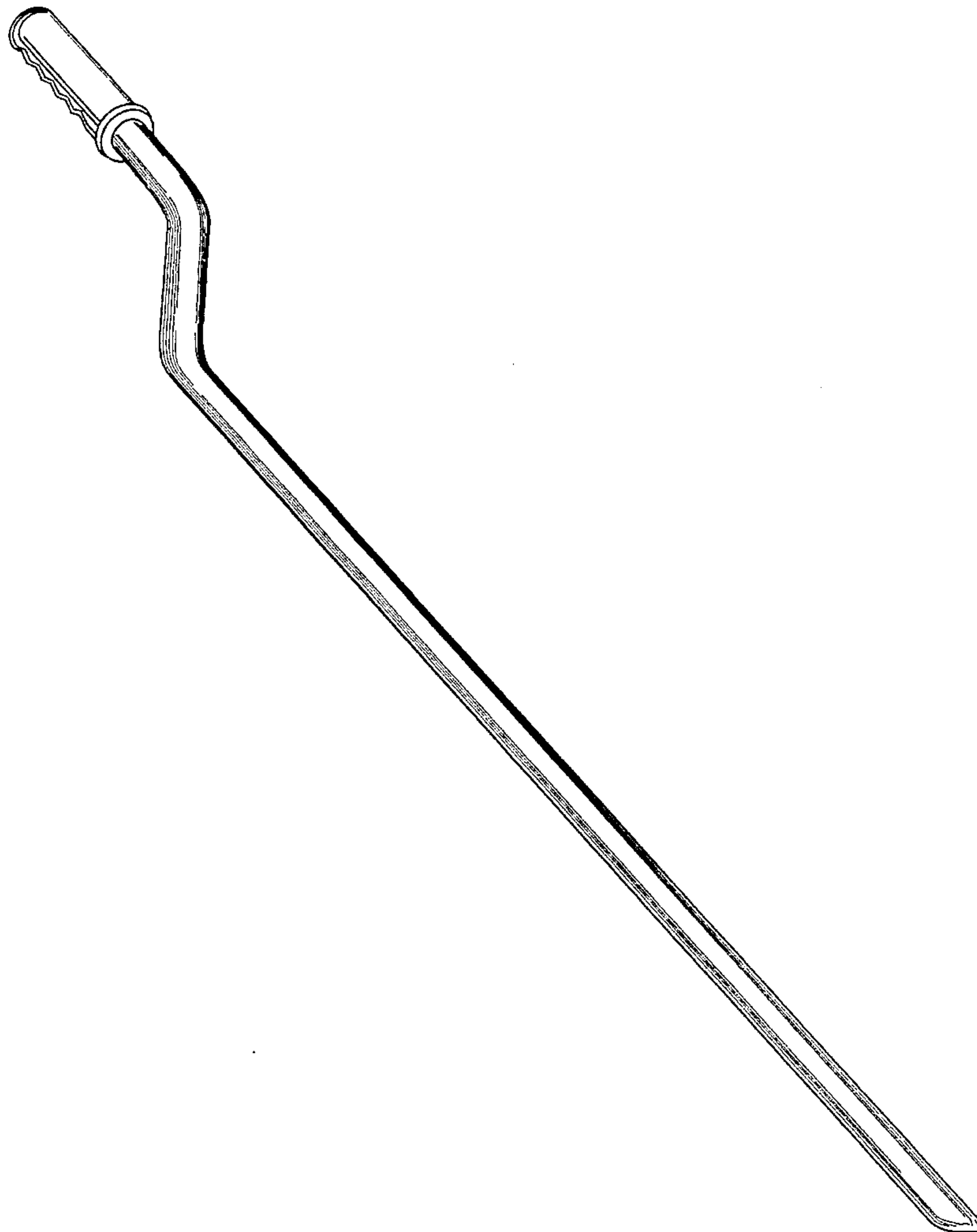
FIG. 1 is a top and side perspective view of a shingle removal tool showing my new design;
FIG. 2 is a right side elevational view thereof, the left side elevational view being a mirror-image;
FIG. 3 is a top plan view thereof;
FIG. 4 is a bottom plan view thereof;
FIG. 5 is a front elevational view thereof; and,
FIG. 6 is a rear elevational view thereof.

[56] **References Cited**

U.S. PATENT DOCUMENTS

D. 277,359	1/1985	Schiller	D8/88
D. 300,800	4/1989	Sutphen, Jr.	D8/14
D. 301,301	5/1989	Buckley, Jr.	D8/89
D. 309,703	8/1990	Walker	D8/89
D. 310,773	9/1990	Frady	D8/89
D. 356,482	3/1995	Jensen, Jr.	D8/88
3,987,827	10/1976	Mills	254/25
4,086,699	5/1978	Olkola	294/49
4,203,210	5/1980	Hadlick, Jr.	294/49

1 Claim, 2 Drawing Sheets



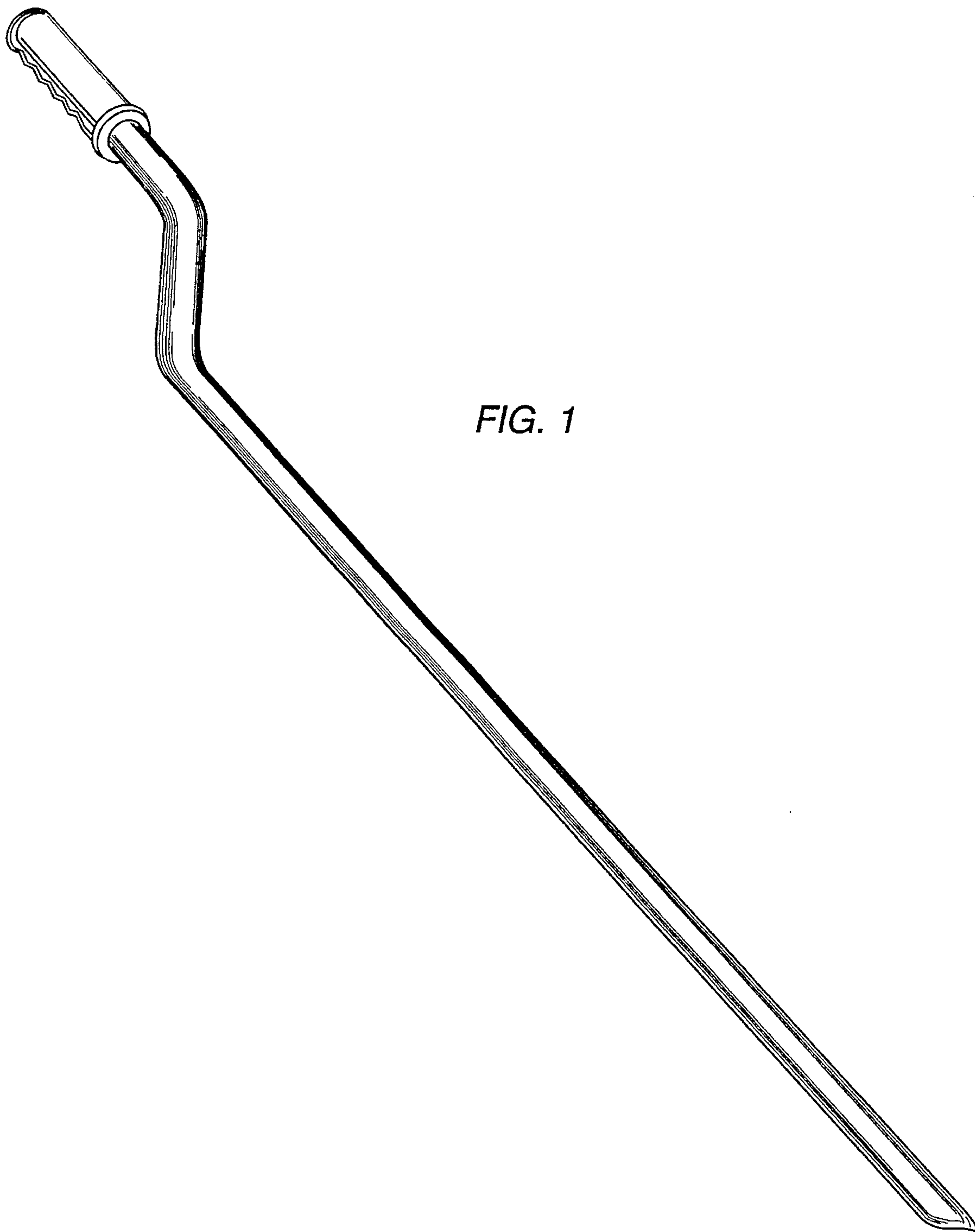


FIG. 1

FIG. 2



FIG. 3

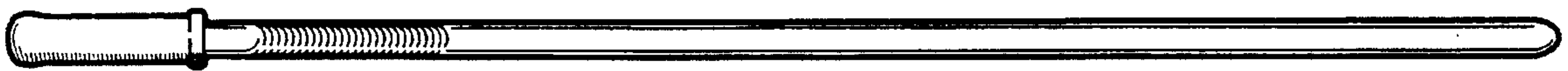


FIG. 4

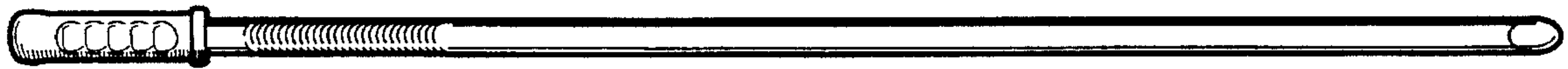


FIG. 5




FIG. 6

