



US00D377119S

United States Patent [19]
Huang

[11] **Patent Number:** **Des. 377,119**

[45] **Date of Patent:** ****Jan. 7, 1997**

[54] **TOOL BOX**

[76] Inventor: **Hsin-Te Huang**, Fl. 1 No. 2 Alley 32
Lane 300 Ching-Hann Rd. Sec 2,
Taichung, Taiwan

[**] Term: **14 Years**

[21] Appl. No.: **37,975**

[22] Filed: **Apr. 25, 1995**

[52] U.S. Cl. **D3/315; D3/905; D6/560**

[58] Field of Search **D3/201, 205, 206,
D3/234; 312/234, 234.1, 244, 245, 902;
211/13, 86-87; 206/45, 45.31, 1.8; 220/476,
500, 507, 524; D6/553, 560, 567, 569-571**

[56] **References Cited**

U.S. PATENT DOCUMENTS

D. 174,380 4/1955 Engles et al. D6/559
D. 316,179 4/1991 Hasuike D3/201 X

D. 332,868 2/1993 Chen D6/560 X
D. 340,803 11/1993 Bradford et al. D6/560 X
2,227,342 12/1940 Gutowski 312/244

Primary Examiner—Brian N. Vinson
Attorney, Agent, or Firm—Pro-Techtor International


[57] **CLAIM**

The ornamental design for tool box, as shown and described.

DESCRIPTION

FIG. 1 is a top, front, right side, perspective view of a tool box showing my new design;
FIG. 2 is a front view thereof on a reduced scale;
FIG. 3 is a rear view thereof on a reduced scale;
FIG. 4 is a left side view thereof on a reduced scale;
FIG. 5 is a right side view thereof on a reduced scale;
FIG. 6 is a top view thereof on a reduced scale; and,
FIG. 7 is a bottom view thereof on a reduced scale.

1 Claim, 5 Drawing Sheets



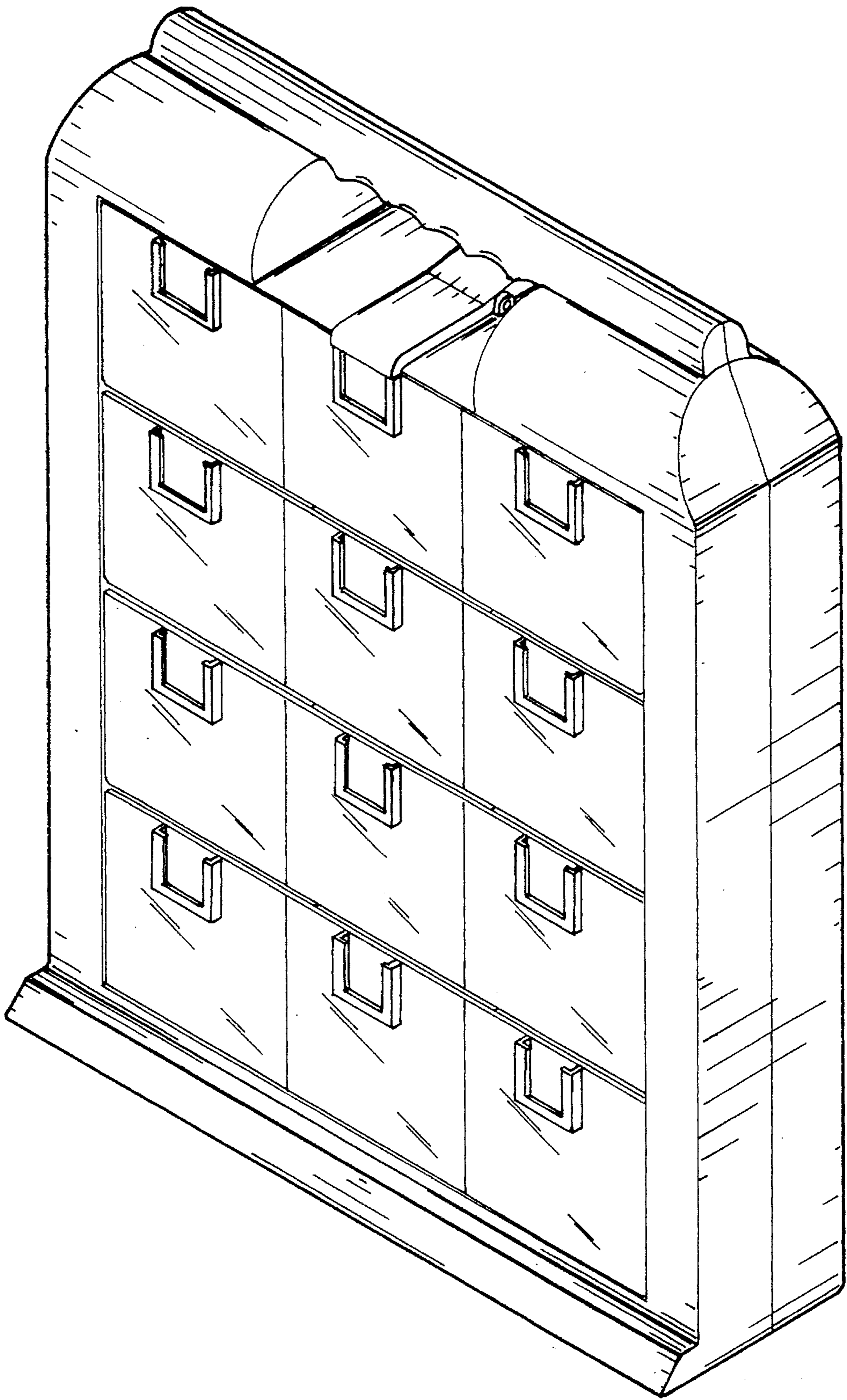


FIG 1

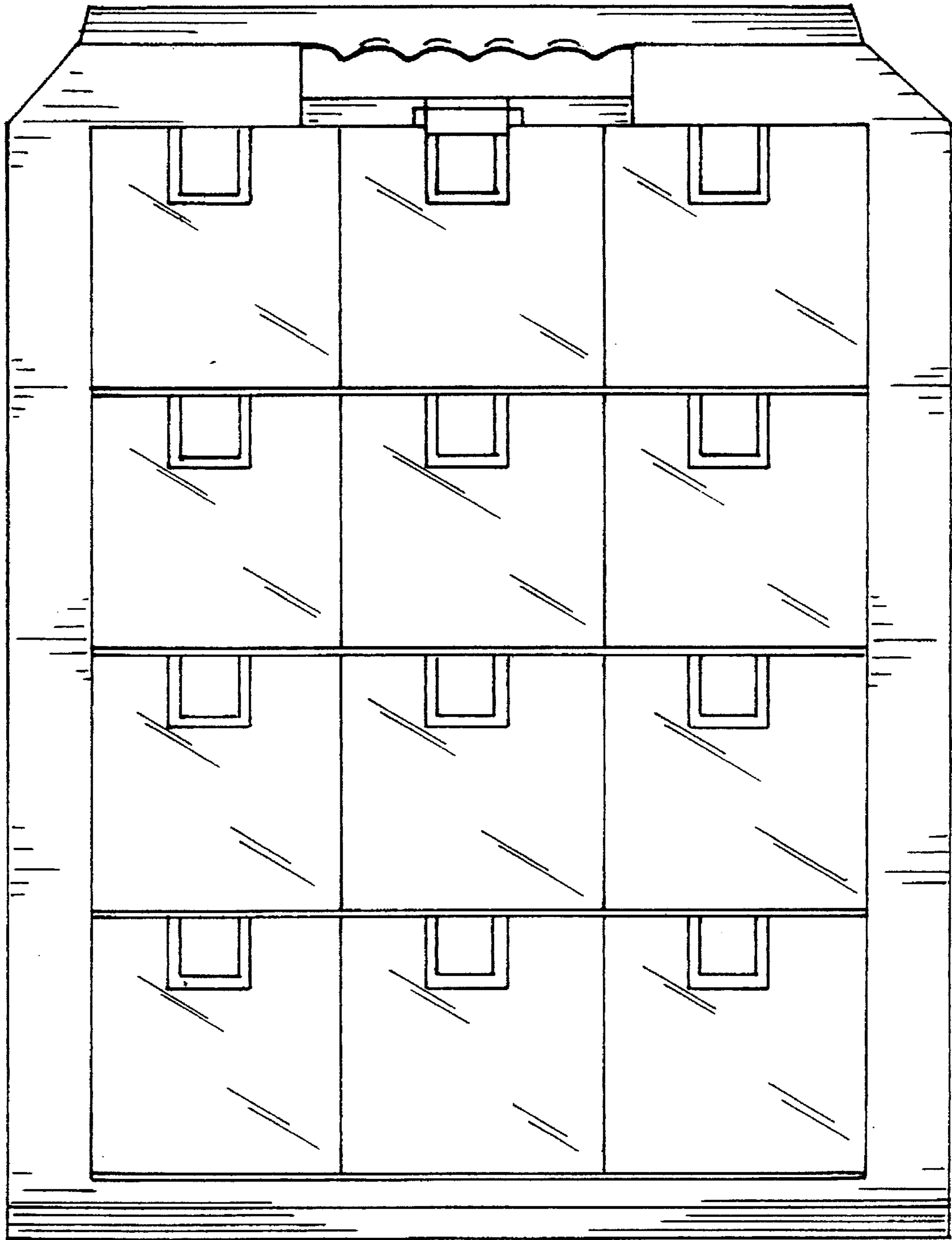


FIG 2



FIG 3




FIG 4

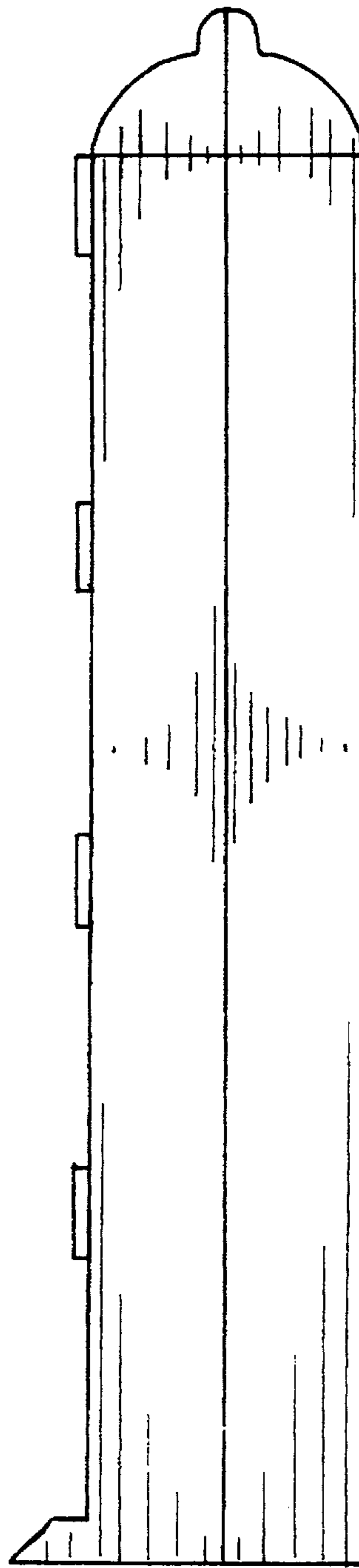


FIG 5

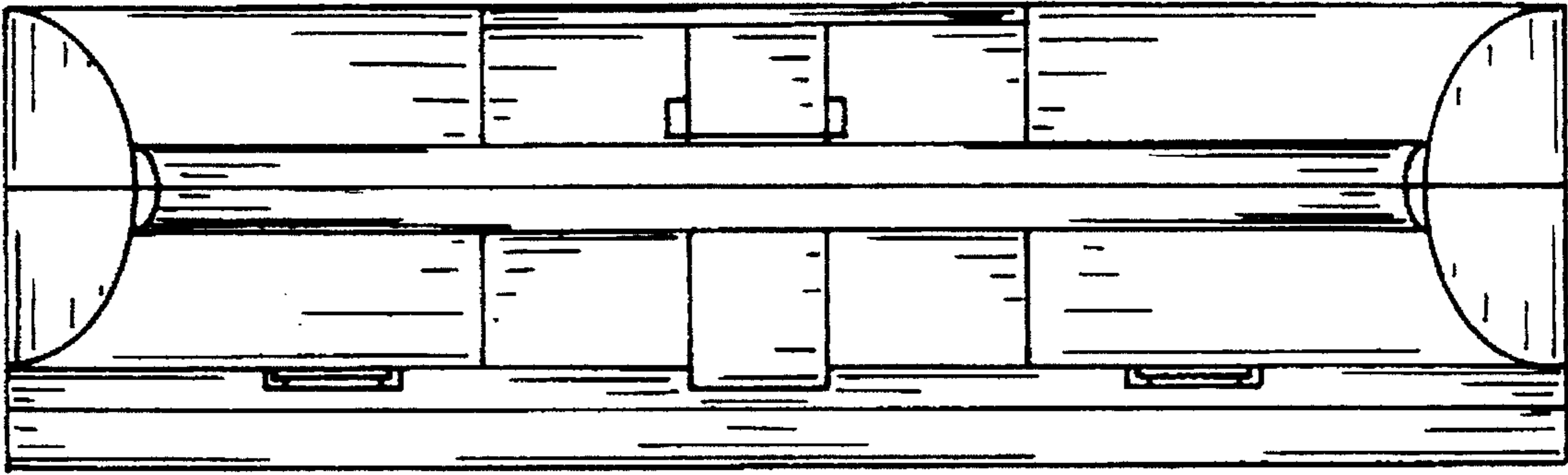


FIG 6




FIG 7