



US00D377114S

United States Patent [19]
Crowley et al.

[11] **Patent Number:** **Des. 377,114**
[45] **Date of Patent:** ****Jan. 7, 1997**

[54] **SHOE EYELETS**
[75] Inventors: **Kevin J. Crowley**, Brentwood, N.H.;
Joseph F. Davis, Brooklyn, N.Y.
[73] Assignee: **Fila U.S.A., Inc.**, Hunt Valley, Md.
[**] Term: **14 Years**
[21] Appl. No.: **46,956**
[22] Filed: **Nov. 22, 1995**
[52] U.S. Cl. **D2/978; D2/912; D2/935;**
D2/944
[58] Field of Search **D2/935, 944, 928,**
D2/912, 970; 24/714.6, 714.7, 715

2,017,679 10/1935 Allis .
2,284,814 6/1942 Gookin .
2,287,985 6/1942 Gookin .
2,321,754 6/1943 Keohler .
2,339,427 1/1944 Roseman .
2,369,254 2/1945 Roman .
3,108,385 10/1963 Teufel .
3,333,304 8/1967 Daddona, Jr. .
3,731,350 5/1973 Diebold .
4,538,367 9/1985 Adams .
4,642,913 2/1987 Hase et al. .
4,670,949 6/1987 Autry .
4,670,998 6/1987 Pasternak .
4,856,207 8/1989 Datson .
4,870,761 10/1989 Tracy .
4,974,299 12/1990 Moon .
4,999,889 3/1991 LeCouturer .
5,001,847 3/1991 Waters .
5,042,120 8/1991 Nichols .
5,291,640 3/1994 Rise .
5,371,957 12/1994 Gaudio .

[56] **References Cited**

U.S. PATENT DOCUMENTS

D. 84,742 7/1931 Grossman D2/935
102,352 4/1870 Wright .
D. 132,351 5/1942 Boothby .
D. 135,238 3/1943 Bingham .
143,148 9/1873 Hart .
301,854 7/1884 Buch .
337,056 11/1906 Gossard .
D. 346,899 5/1994 Hatfield et al. D2/970
371,394 10/1887 Warren .
440,807 11/1890 Griffen .
472,711 4/1892 Miles .
505,909 10/1893 Walden .
536,476 3/1895 McKenney .
640,755 1/1900 Donovan .
758,001 4/1904 Dixon, Sr. .
1,159,648 11/1915 Champ .
1,309,271 7/1919 Zapis .
1,429,657 9/1922 Trawinski .
1,538,454 5/1925 Trawinski .

Primary Examiner—Dominic Simone
Attorney, Agent, or Firm—Fish & Richardson P.C.

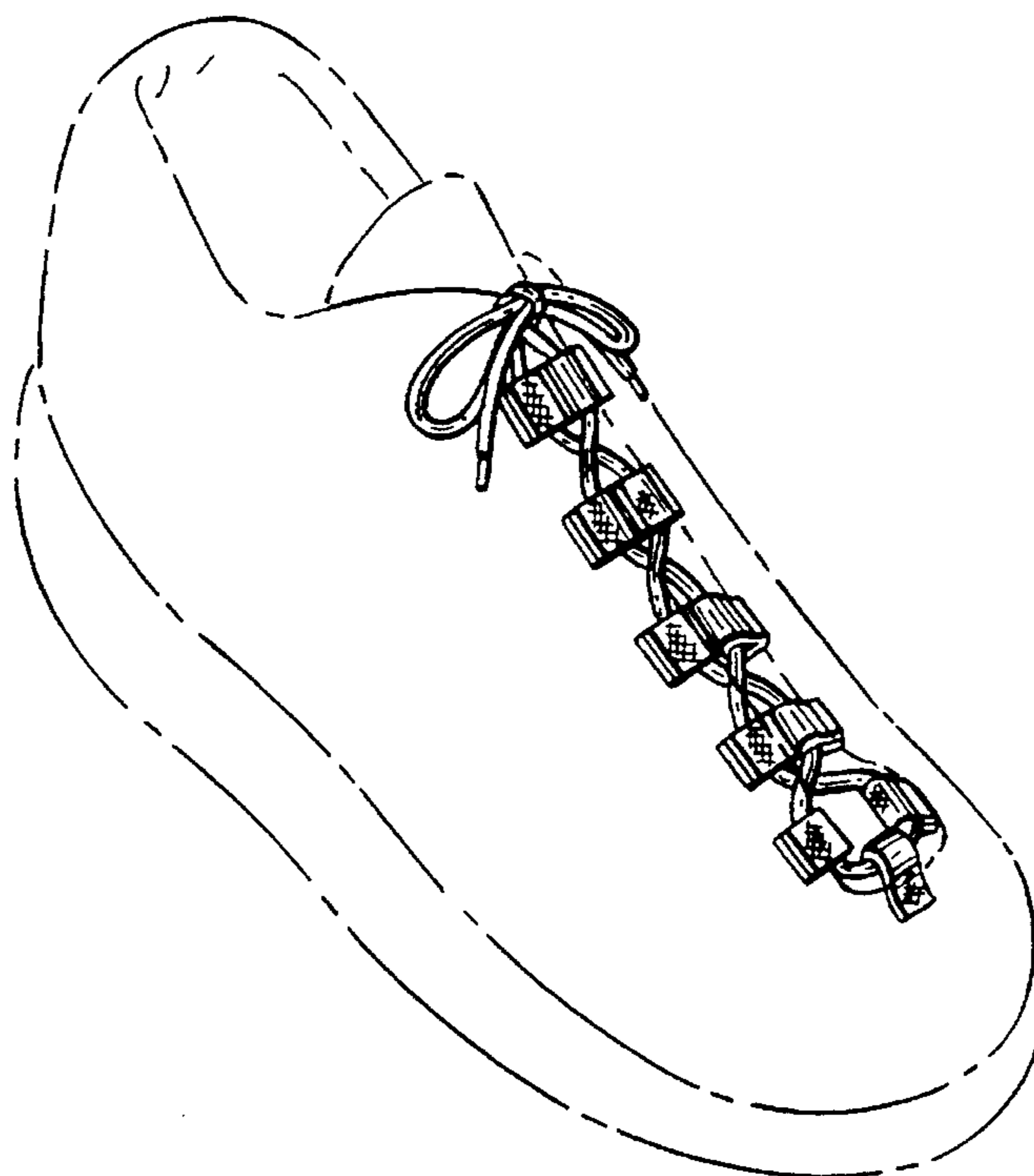
[57] **CLAIM**

The ornamental design for a shoe eyelets, as shown and described.

DESCRIPTION

FIG. 1 is a top view of shoe eyelets showing my new design; FIG. 2 is a right side view thereof; FIG. 3 is a front view thereof; and, FIG. 4 is a left perspective view thereof. The dotted line showing of a shoe upper and shoe sole is for illustrative purposes only and forms no part of the claimed design.

1 Claim, 2 Drawing Sheets






FIG. 1

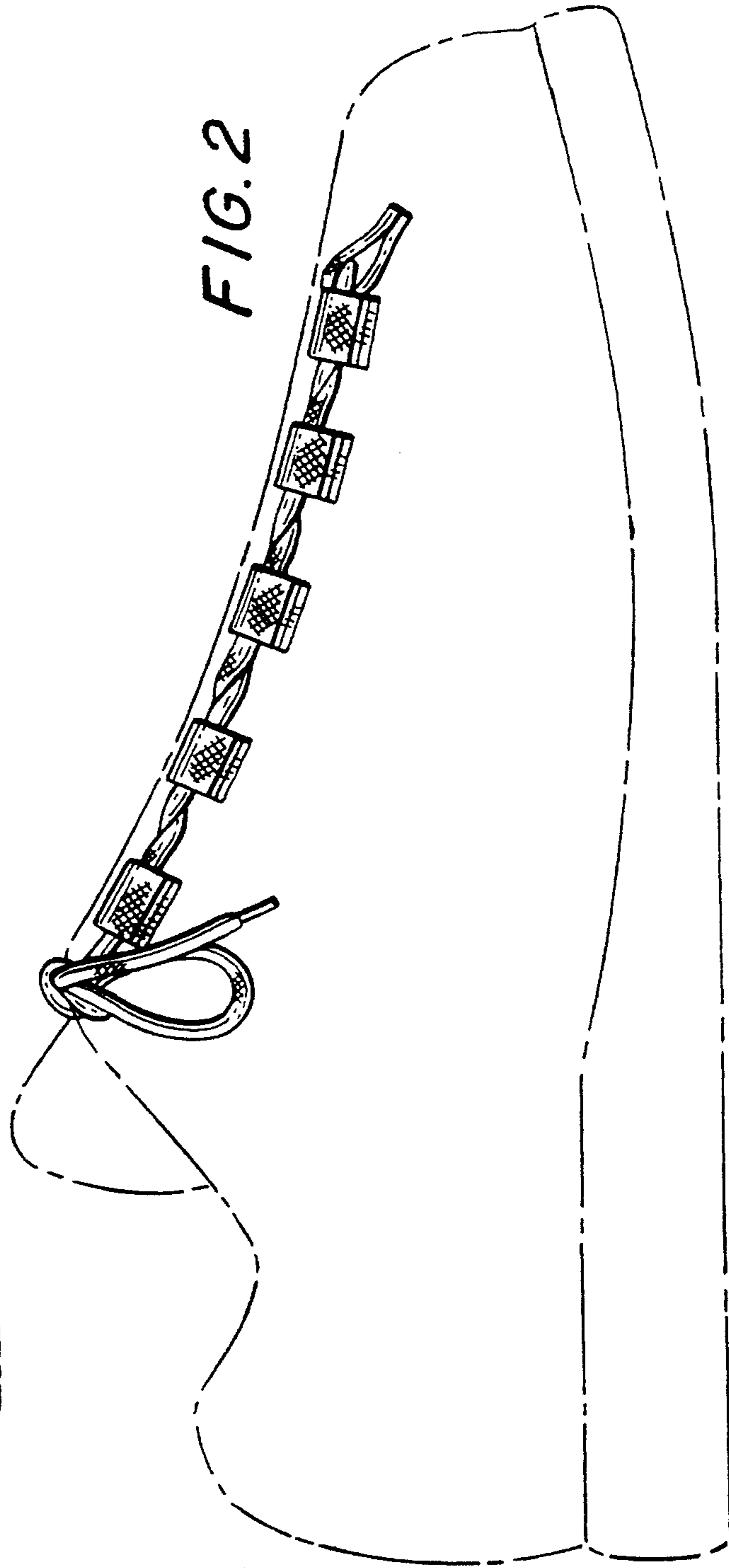


FIG. 2

FIG. 3

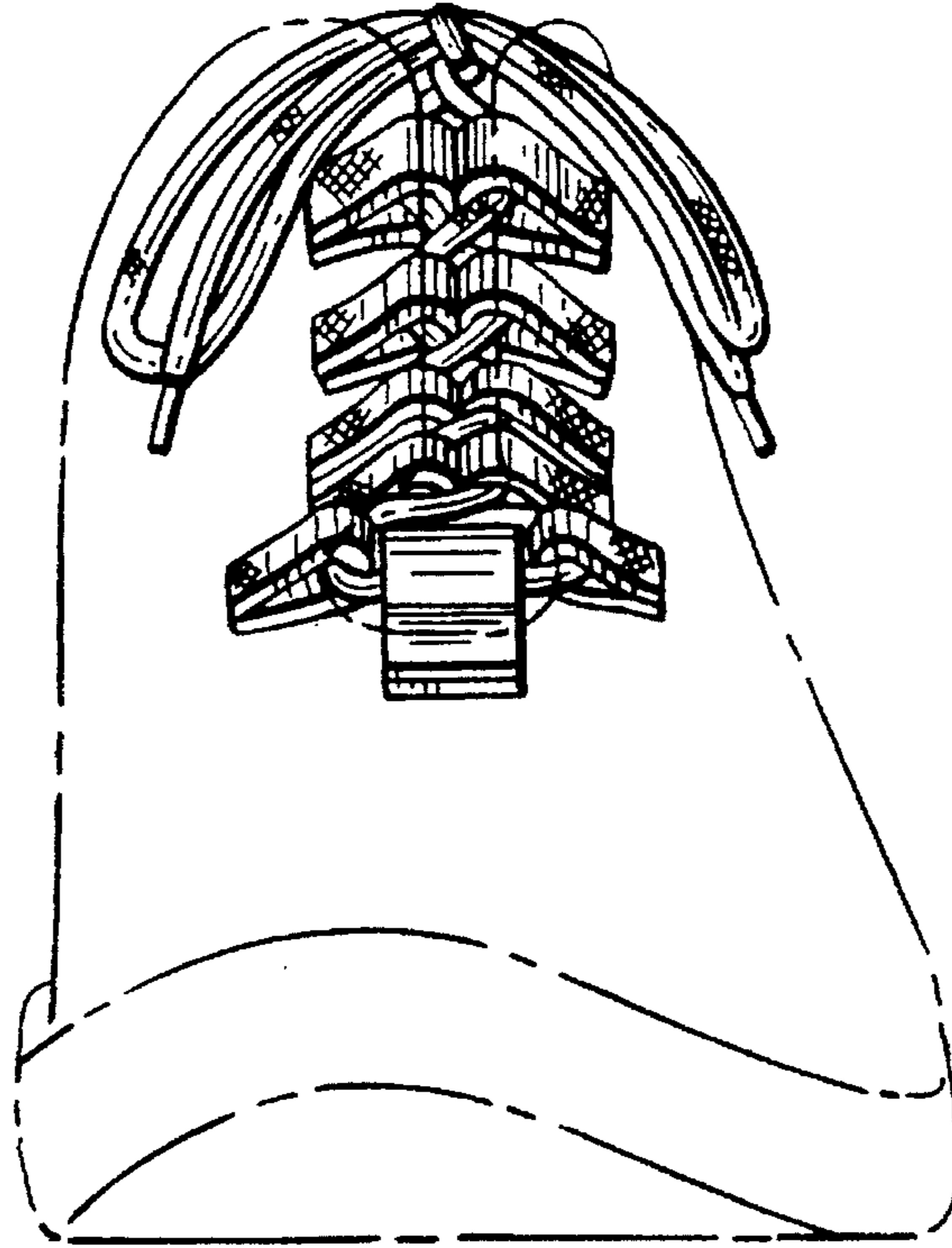


FIG. 4

