



US00D377110S

United States Patent [19]

[11] Patent Number: **Des. 377,110**

Passke et al.

[45] Date of Patent: ****Jan. 7, 1997**

[54] **BLADDER FOR A SHOE SOLE**

[75] Inventors: **Joel L. Passke**, Portland; **James C. Sell, Jr.**, Beaverton, both of Oreg.

[73] Assignee: **Nike, Inc.**, Beaverton, Oreg.

[**] Term: **14 Years**

[21] Appl. No.: **55,477**

[22] Filed: **Jun. 6, 1996**

[52] U.S. Cl. **D2/961**

[58] Field of Search D2/961, 968; 36/44, 36/29, 43, 37, 35 R, 114, 28, 137, 88

4,936,029	1/1990	Rudy	36/29
5,025,575	5/1991	Lakic	36/44
5,035,068	7/1991	Biasi	36/44 X
5,199,191	4/1993	Moumdjian	36/29 X
5,216,825	6/1993	Brum	36/44
5,335,382	8/1994	Huang	36/29 X
5,406,719	4/1995	Potter	36/29 X
5,425,184	6/1995	Lyden et al.	36/29
5,551,173	9/1996	Chambers	36/44

OTHER PUBLICATIONS

Exhibits A-H, Photographs of Bladders.

Primary Examiner—Doris V. Coles

Attorney, Agent, or Firm—Banner & Witcoff, Ltd.

[56] References Cited

U.S. PATENT DOCUMENTS

D. 336,977	7/1993	Sensi	D2/961
D. 343,504	1/1994	Lee	D2/961
D. 347,315	5/1994	Sell, Jr. et al.	D2/961
D. 364,034	11/1995	Lee et al.	D2/961
D. 366,140	1/1996	Finn	D2/961
2,080,469	5/1937	Gilbert	36/29
2,300,681	11/1942	Margolin	
3,160,963	12/1964	Aaskov	36/11.5
4,183,156	1/1980	Rudy	36/44
4,445,283	5/1984	Meyers	36/29
4,499,672	2/1985	Kim	36/29 X
4,670,995	6/1987	Huang	36/44 X
4,674,203	6/1987	Göller	36/44
4,747,219	5/1988	Ammendolea	36/28
4,774,774	10/1988	Allen, Jr.	36/28

[57] CLAIM

The ornamental design for a bladder for a shoe sole, as shown and described.

DESCRIPTION

FIG. 1 is a perspective view of a bladder for a shoe sole showing our new design;

FIG. 2 is a top plan view thereof;

FIG. 3 is a left side elevational view thereof;

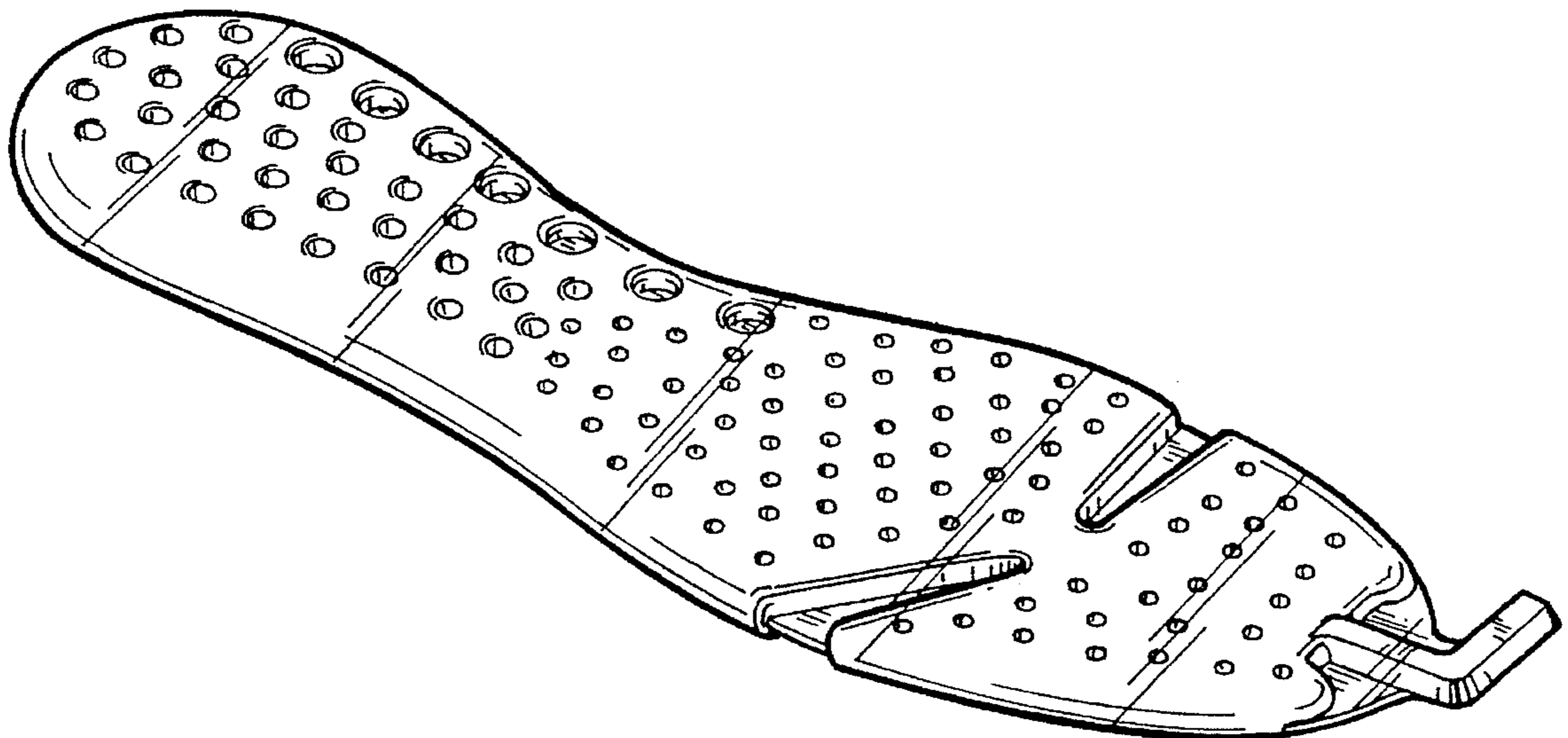
FIG. 4 is a right side view thereof;

FIG. 5 is a front view thereof;

FIG. 6 is a rear elevational view thereof; and,

FIG. 7 is a cross-sectional view taken along the line 7—7 of FIG. 2.

1 Claim, 2 Drawing Sheets



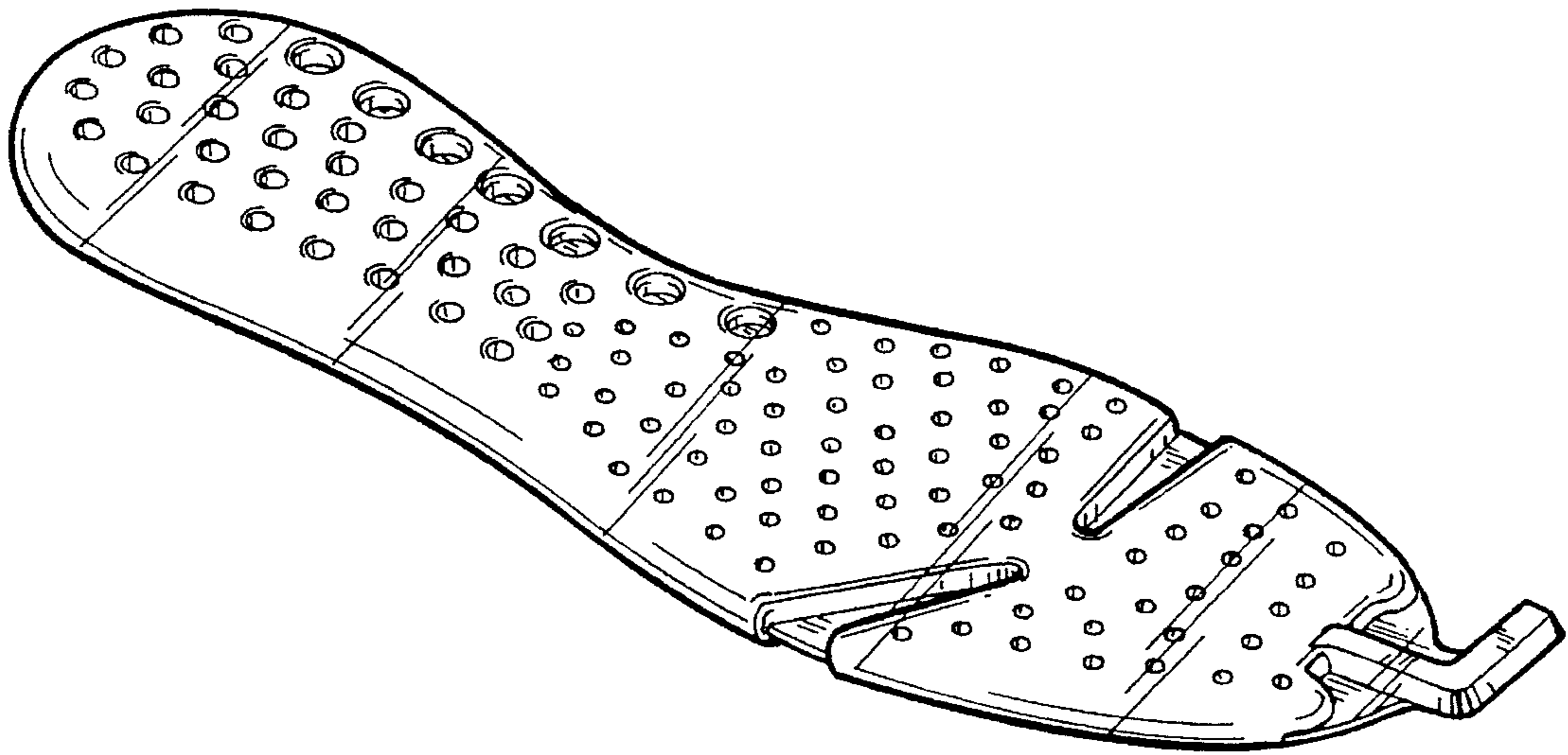


FIG. 1

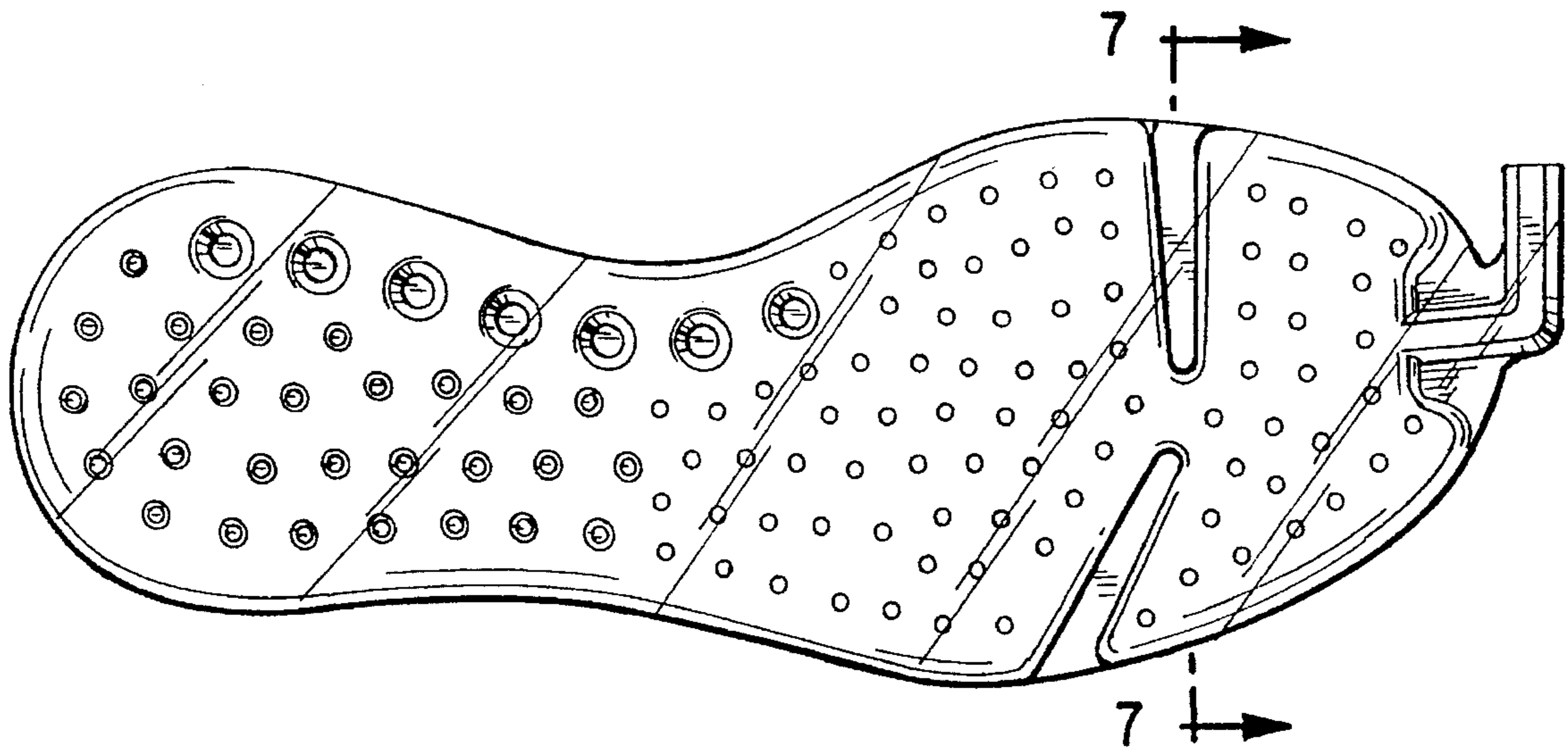


FIG. 2

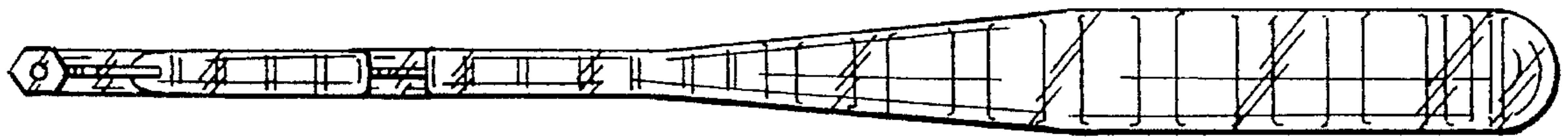


FIG. 3

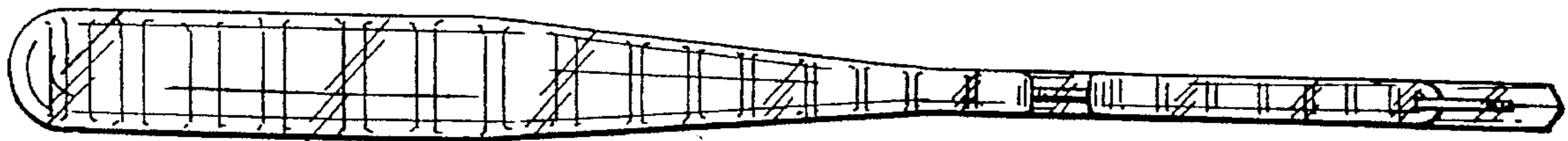


FIG. 4

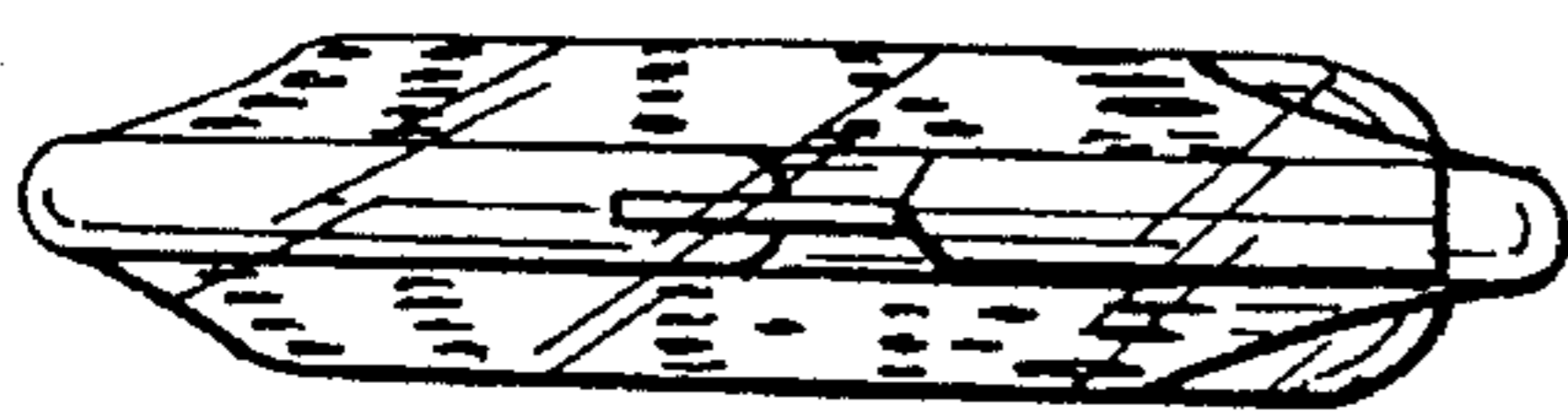


FIG. 5

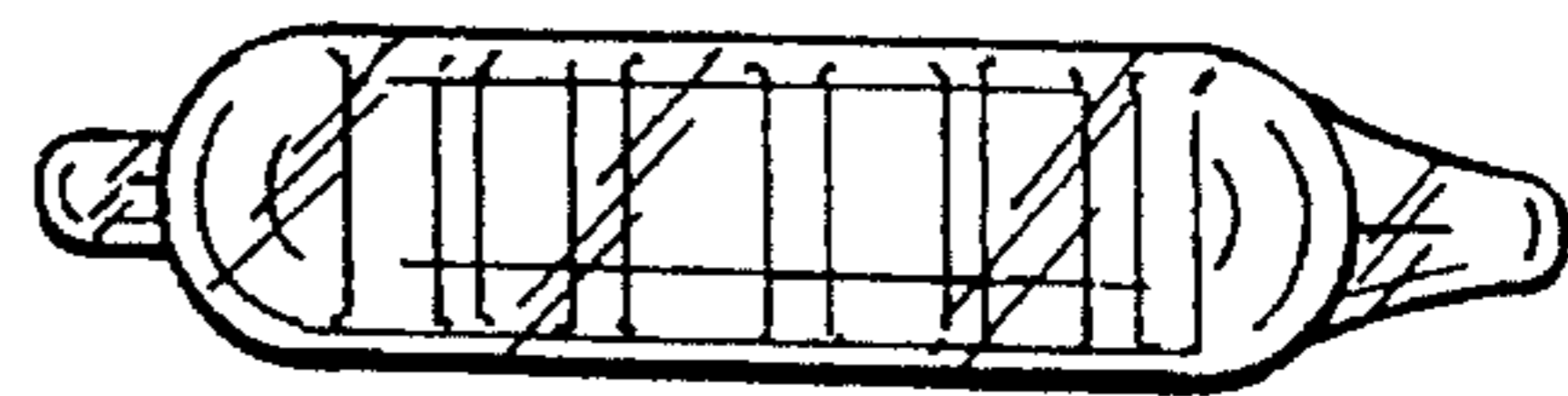


FIG. 6



FIG. 7