



US00D377109S

United States Patent [19]

Manfredi

[11] Patent Number: **Des. 377,109**

[45] Date of Patent: ****Jan. 7, 1997**

[54] **SHOE SOLE**

[75] Inventor: **Natale Manfredi, Vigevano, Italy**

[73] Assignee: **Fila Sport S.p.A., Vercelli, Italy**

[**] Term: **14 Years**

[21] Appl. No.: **42,180**

[22] Filed: **Aug. 3, 1995**

[30] **Foreign Application Priority Data**

Feb. 9, 1995 [XH] Hague Agreement DM/032 072

[52] U.S. Cl. **D2/957; D2/960**

[58] Field of Search D2/902, 927, 946-960,
D2/962; D12/146, 147, 149, 151; 36/3 B,
7.4, 12, 15, 22 R, 22 A, 24.5, 25 R, 32 A,
73, 115-130, 172

[56] **References Cited**

U.S. PATENT DOCUMENTS

- D. 189,839 3/1961 Nakashima D2/917
- D. 282,693 2/1986 Brayer et al. D2/952
- D. 308,503 6/1990 Goergen et al. D12/146

- D. 329,032 9/1992 Maxwell et al. D12/147
- D. 333,288 2/1993 Rogers et al. D12/146
- D. 338,436 8/1993 Maxwell et al. D12/146

OTHER PUBLICATIONS

Men's Wear: Aug. 20, 1971, p. 98-Sole on Left Page.

Primary Examiner—Celia Murphy

Attorney, Agent, or Firm—Oblon, Spivak, McClelland, Maier & Neustadt, P.C.


[57] **CLAIM**

The ornamental design for a shoe sole, as shown and described.

DESCRIPTION

FIG. 1 is a perspective view of the shoe sole embodying my new design;
 FIG. 2 is a front elevational view thereof;
 FIG. 3 is a left side elevational view thereof;
 FIG. 4 is a right side elevational view thereof;
 FIG. 5 is a top plan view thereof;
 FIG. 6 is a rear elevational view thereof; and,
 FIG. 7 is a bottom plan view thereof.

1 Claim, 4 Drawing Sheets



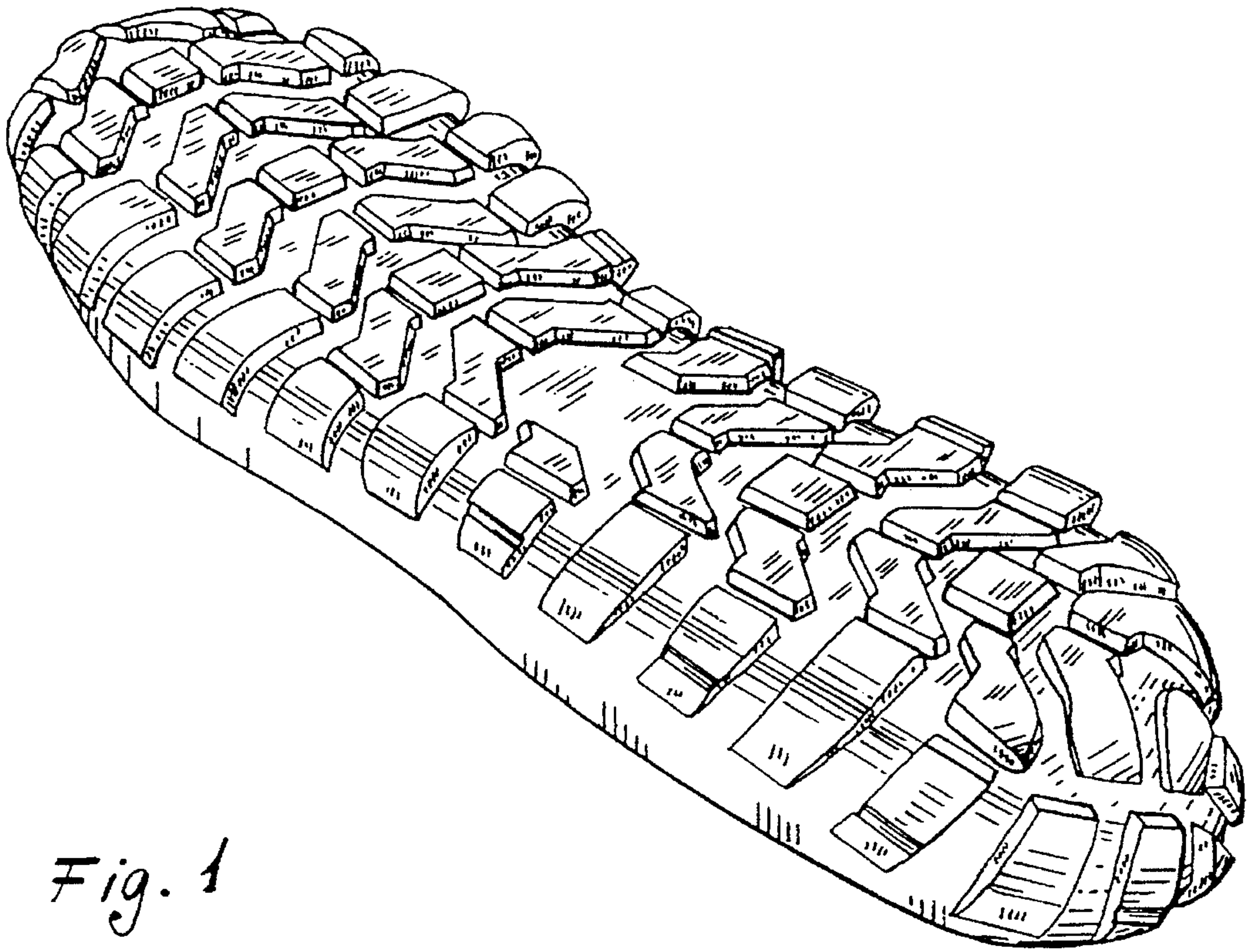


Fig. 1




Fig. 2




Fig. 3




Fig. 4




Fig. 5




Fig. 6




Fig. 7