



US00D377083S

**United States Patent** [19]  
**Smolarski**

[11] **Patent Number: Des. 377,083**

[45] **Date of Patent: \*\*Dec. 31, 1996**

[54] **FLOOR REGISTER GRILLE**

[75] **Inventor: Morris Smolarski, South Caulfield, Australia**

[73] **Assignee: Ripponlea Australia Pty. Ltd., Clayton, Australia**

[\*\*] **Term: 14 Years**

[21] **Appl. No.: 36,782**

[22] **Filed: Mar. 24, 1995**

[52] **U.S. Cl. .... D23/393; D23/387; D23/388; D25/53**

[58] **Field of Search ..... D23/389, 393, D23/387, 388; 454/289, 290, 284; D25/53; 52/696, 673, 675, 670**

[56] **References Cited**

**U.S. PATENT DOCUMENTS**

D. 319 9/1850 Tuttle et al. .... D23/388

D. 3,618 8/1869 Phinney ..... D23/388  
D. 328,344 7/1992 Heidtke ..... D23/388  
D. 338,060 8/1993 Solie ..... D23/388  
D. 361,378 8/1995 Mitchell ..... D23/393

*Primary Examiner*—Lisa P. Lichtenstein  
*Attorney, Agent, or Firm*—Larson and Taylor


[57] **CLAIM**

The ornamental design for a floor register grille, as shown and described.

**DESCRIPTION**

FIG. 1 is a perspective view of the floor register grille; FIG. 2 is a side view of the floor register grille, the opposite side being a mirror image of that shown; and, FIG. 3 is a bottom plan view of the floor register grille. The end opposite that shown in FIG. 1, is a mirror image thereof.

**1 Claim, 2 Drawing Sheets**



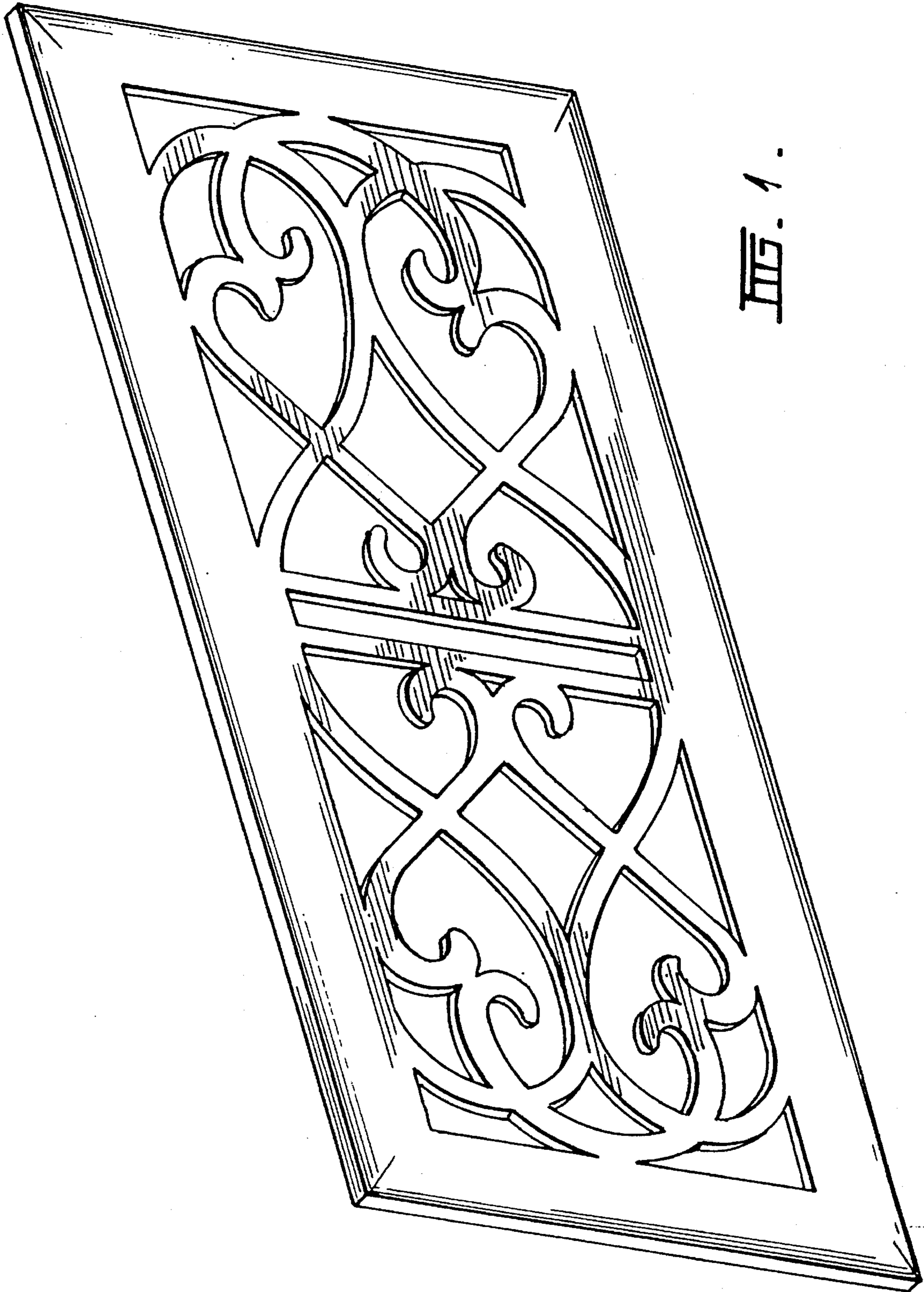


FIG. 1.



FIG. 2.




FIG. 3.