



US00D377067S

United States Patent [19]

Wiens et al.

[11] Patent Number: **Des. 377,067**

[45] Date of Patent: ****Dec. 31, 1996**

[54] **GOLF CLUB**

D. 368,752 4/1996 Patten D21/219
5,116,047 5/1992 Phelan et al. 273/171

[76] Inventors: **Terry Wiens**, 1814 - 196th Street,
Langley, B.C., Canada, V3A 4P4; **Greg
Howard**, 3553 West 25th Street,
Vancouver, B.C., Canada

Primary Examiner—Ted Shooman
Assistant Examiner—Mitchell I. Siegel
Attorney, Agent, or Firm—Hughes, Multer & Schacht; Robert B. Hughes

[**] Term: **14 Years**

[57] **CLAIM**

[21] Appl. No.: **41,170**

The ornamental design for a golf club, as shown.

[22] Filed: **Jul. 7, 1995**

DESCRIPTION

[52] **U.S. Cl.** **D21/219**

[58] **Field of Search** D21/217-219,
D21/221, 222; 473/251-255, 340, 341

FIG. 1 is a isometric view of a golf club showing our new design;

FIG. 2 is a left side elevational view thereof;

FIG. 3 is a front elevational view thereof;

FIG. 4 is a right side elevational view thereof;

FIG. 5 is a rear elevational view thereof;

FIG. 6 is a top plan view thereof; and,

FIG. 7 is a bottom plan view thereof.

[56] **References Cited**

U.S. PATENT DOCUMENTS

Re. 33,169 2/1990 Leek 273/168
D. 252,771 8/1979 Henrick D21/219
D. 277,692 2/1985 MacDougall D21/219
D. 325,948 5/1992 Tienan D21/217

1 Claim, 2 Drawing Sheets

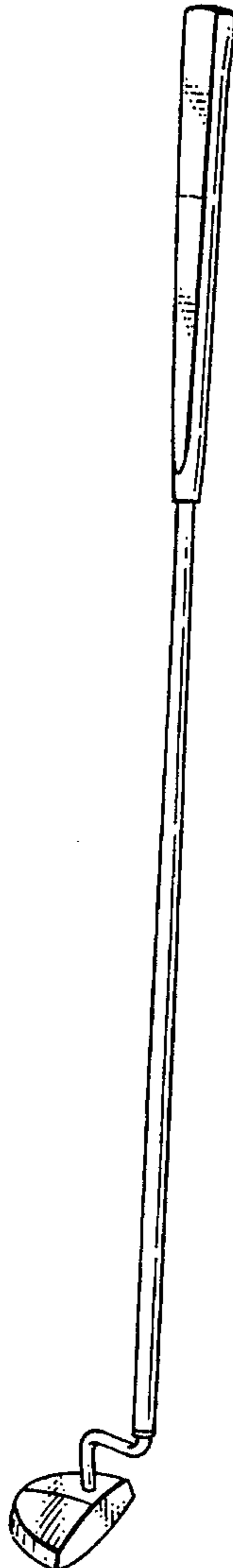


FIG. 1

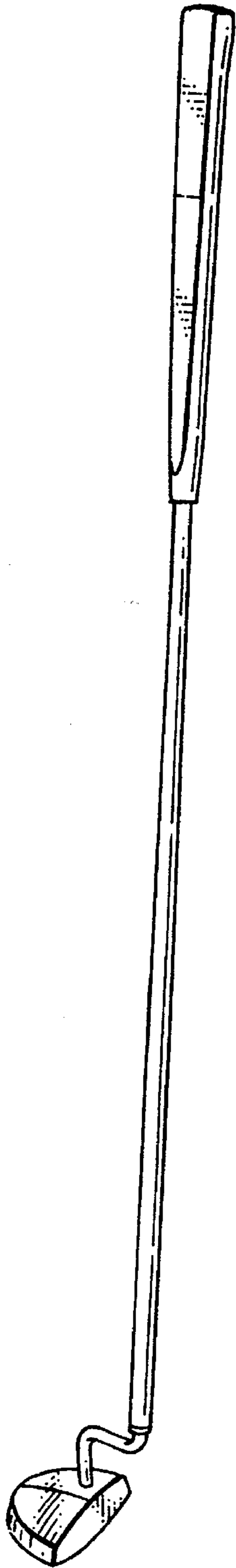


FIG. 2

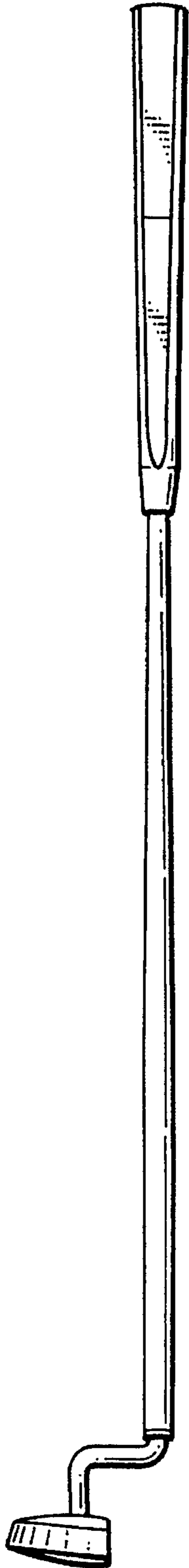


FIG. 3

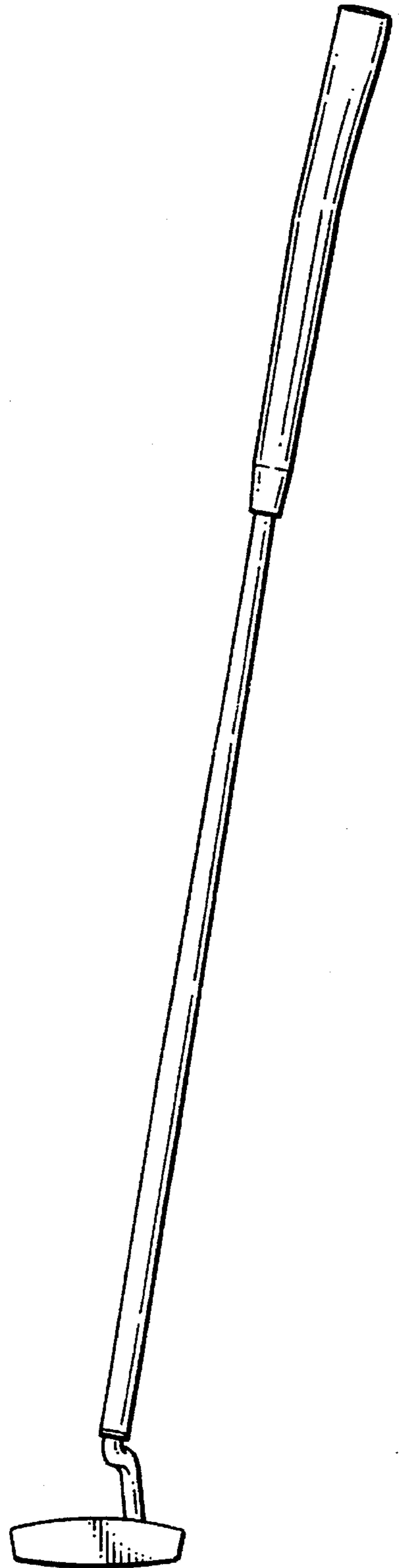


FIG. 4

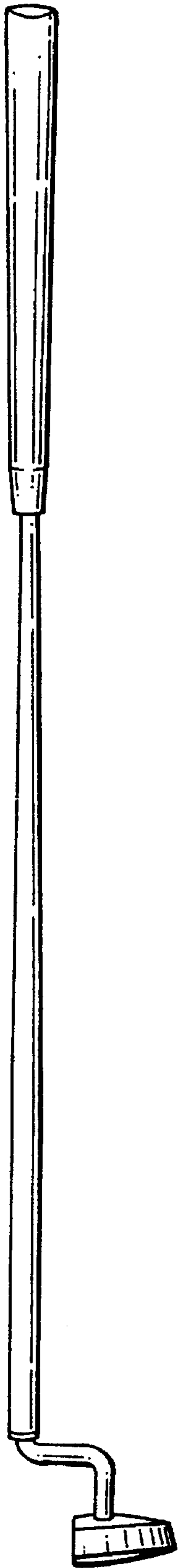


FIG. 5

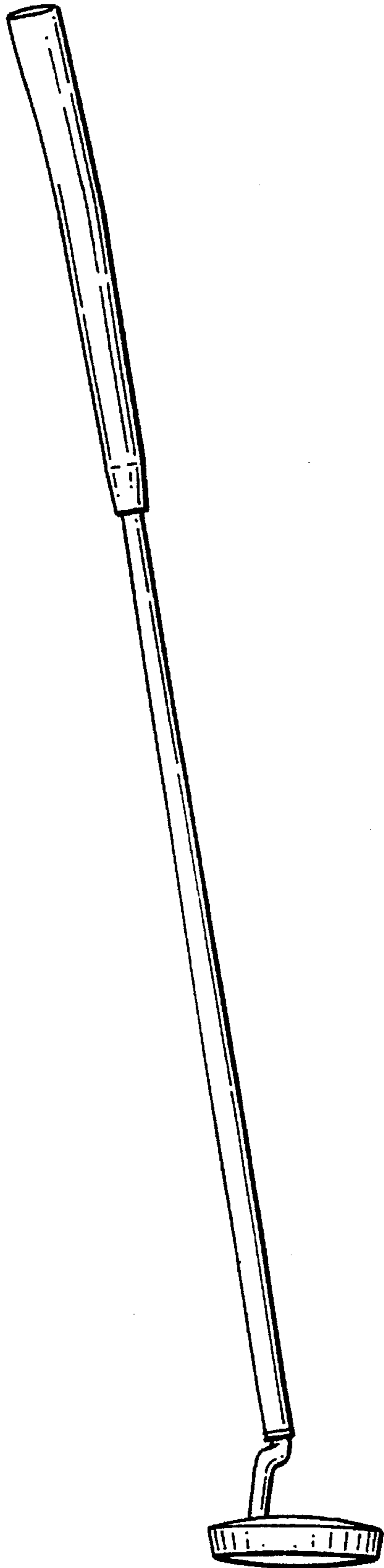


FIG. 6

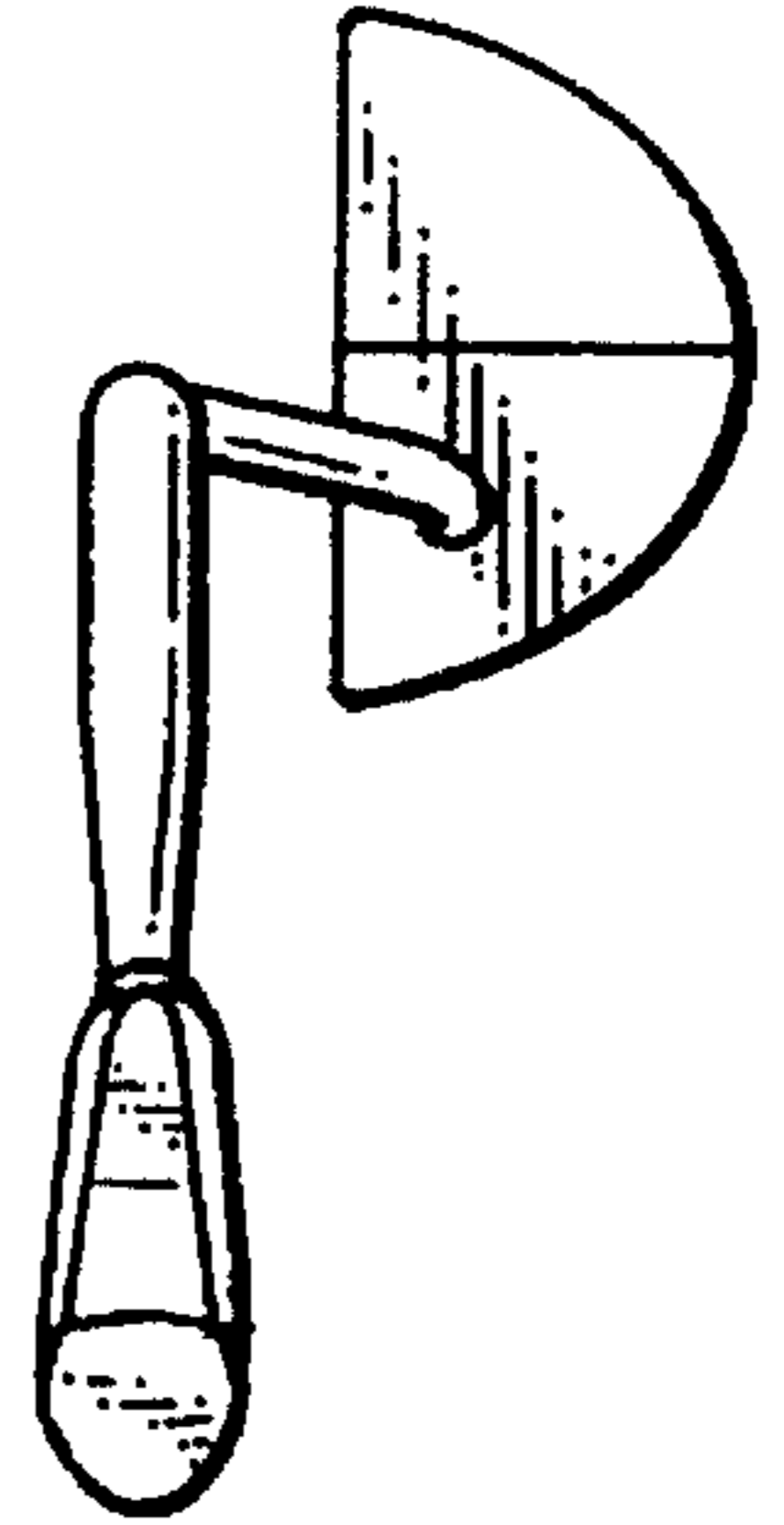


FIG. 7

