



US00D377050S

United States Patent [19]

Azeez

[11] Patent Number: **Des. 377,050**

[45] Date of Patent: ****Dec. 31, 1996**

[54] **MECHANICAL PENCIL WITH ATTACHED MOLDED PENCIL GRIP**

[76] Inventor: **Fayez Azeez**, 40 Hollis Rd., East Brunswick, N.J. 08816-2754

[**] Term: **14 Years**

[21] Appl. No.: **54,075**

[22] Filed: **May 6, 1996**

[52] U.S. Cl. **D19/49; D19/51; D19/56**

[58] Field of Search D19/35, 36, 41-51, D19/53-58, 81-85; 401/6, 7, 88, 99, 100, 209, 54, 55, 49

[56] **References Cited**

U.S. PATENT DOCUMENTS

- D. 94,106 12/1934 Wooldridge D19/49
- D. 212,919 12/1968 Conley D19/49
- D. 242,792 12/1976 Loftus D19/49

- D. 338,915 8/1993 Willat D19/55 X
- D. 364,424 11/1995 Shimizu D19/51
- 4,167,347 9/1979 Hoyle 401/88
- 5,468,083 11/1995 Chesar 401/6

Primary Examiner—Martie Thompson

[57] **CLAIM**

The ornamental design for a mechanical pencil with attached molded pencil grip, as shown and described.

DESCRIPTION

FIG. 1 is a left side elevational view of a mechanical pencil with attached molded pencil grip showing my new design; FIG. 2 is a right side elevational view thereof; FIG. 3 is a front elevational view thereof; FIG. 4 is a rear elevational view thereof; FIG. 5 is a top plan view thereof; and, FIG. 6 is a bottom plan view thereof.

1 Claim, 3 Drawing Sheets

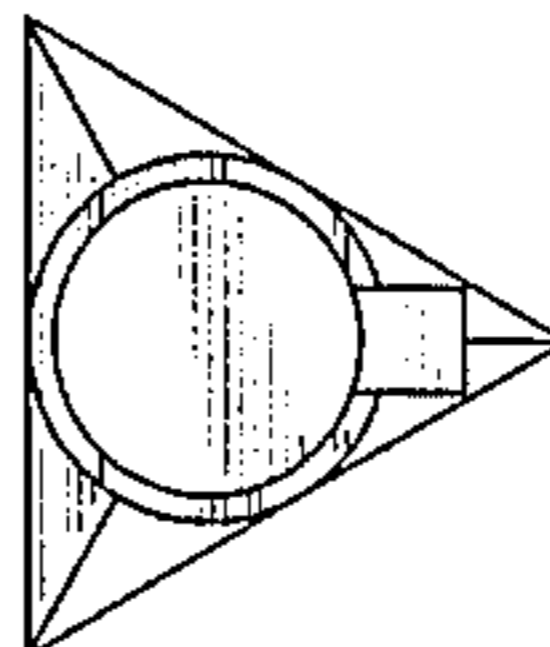
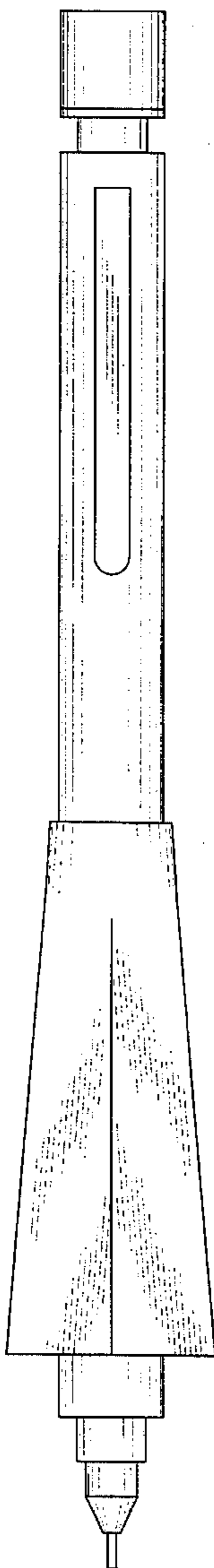


FIG. 1

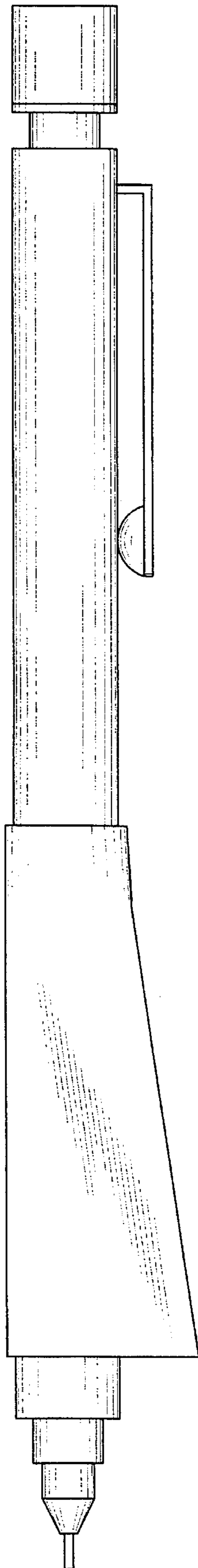


FIG. 2

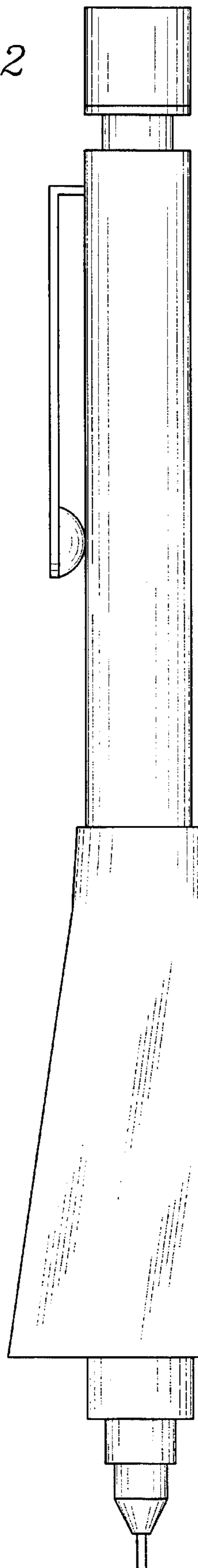


FIG. 3

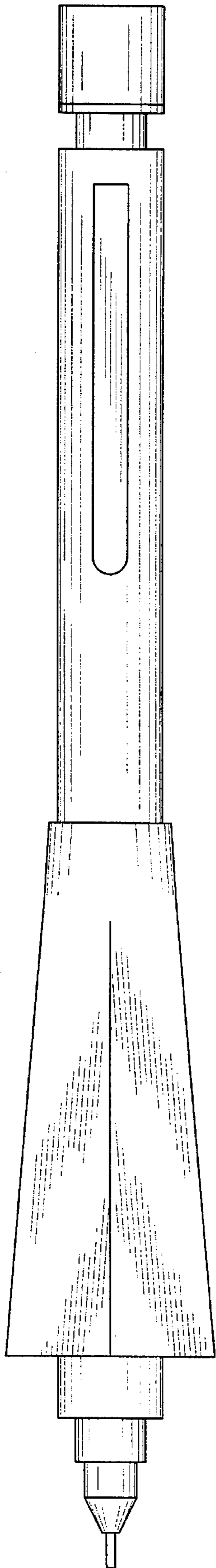


FIG. 4

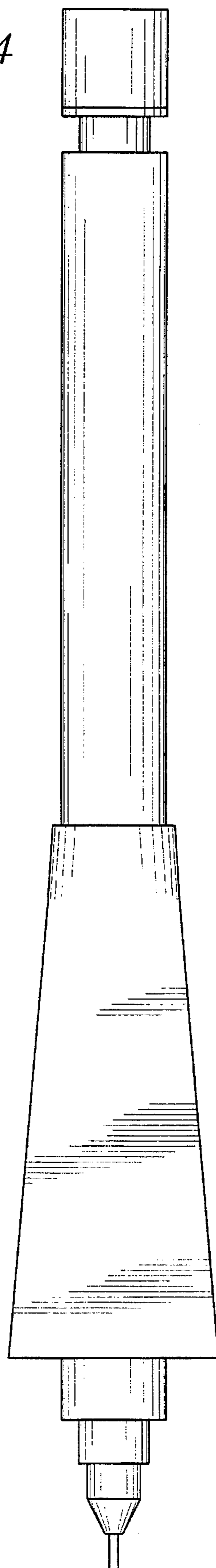


FIG. 5

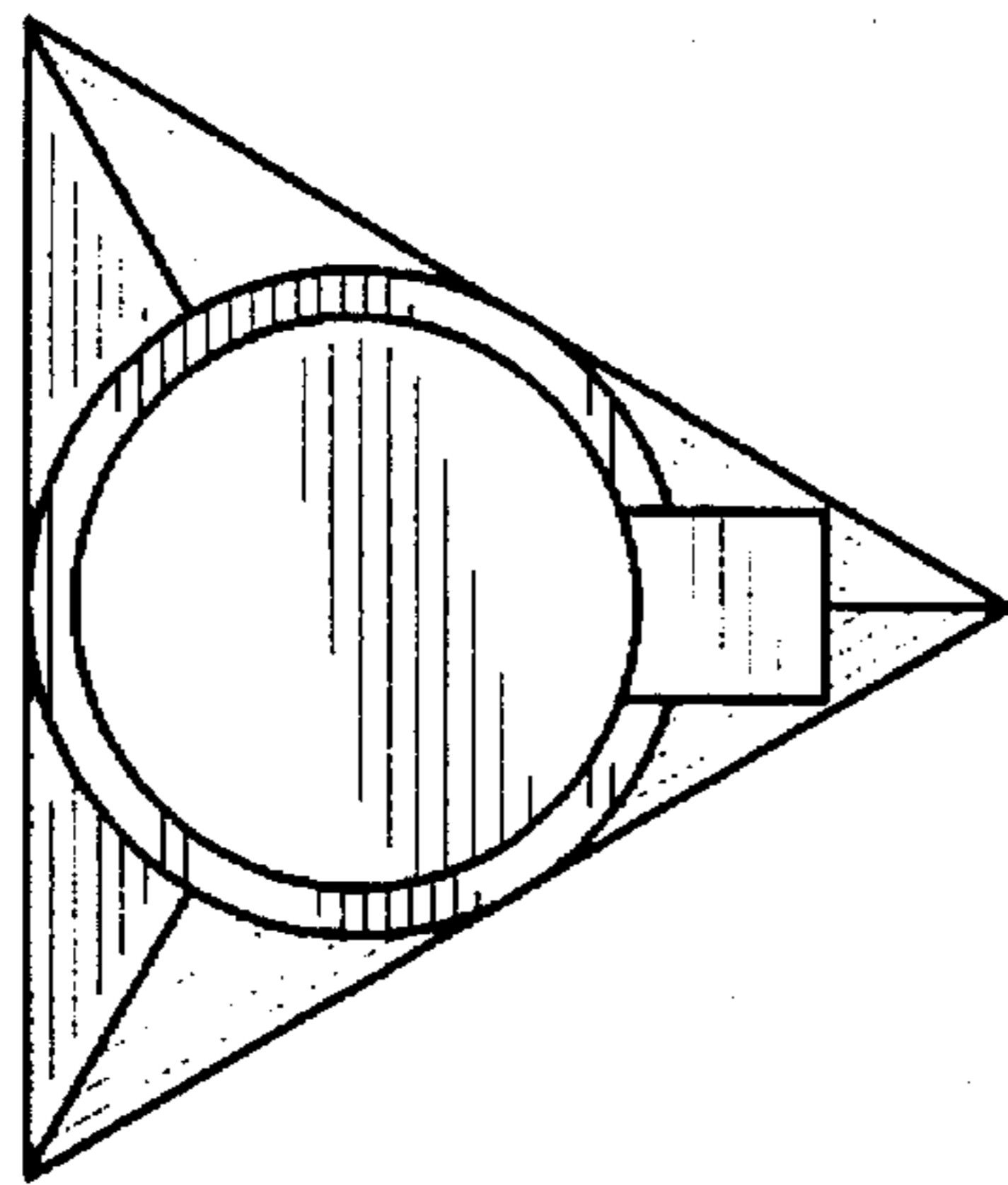


FIG. 6

