



US00D377045S

# United States Patent [19] Chida

[11] Patent Number: **Des. 377,045**

[45] Date of Patent: **\*\*Dec. 31, 1996**

[54] **PRINTER**

[75] Inventor: **Hiromi Chida, Chiba, Japan**

[73] Assignee: **Seiko Instruments Inc., Japan**

[\*\*] Term: **14 Years**

[21] Appl. No.: **45,400**

[22] Filed: **Oct. 18, 1995**

[52] U.S. Cl. .... **D18/50**

[58] Field of Search ..... D18/50, 54-55,  
D18/4-5, 6; 400/613, 613.1-613.4, 691-694,  
690.1-690.4

[56] **References Cited**

**U.S. PATENT DOCUMENTS**

|            |         |                      |        |
|------------|---------|----------------------|--------|
| D. 208,722 | 9/1967  | Tubbs .....          | D18/6  |
| D. 264,978 | 6/1982  | Ohno .....           | D18/54 |
| D. 287,728 | 1/1987  | Hara .....           | D18/54 |
| D. 292,709 | 11/1987 | Kosako .....         | D18/54 |
| D. 324,234 | 2/1992  | Tanaka .....         | D18/55 |
| D. 333,316 | 2/1993  | Ishizawa .....       | D18/55 |
| D. 340,471 | 10/1993 | Yamamoto .....       | D18/50 |
| D. 343,190 | 1/1994  | Ishizawa et al. .... | D18/50 |
| 5,110,226  | 5/1992  | Sherman et al. ....  | D18/55 |

**OTHER PUBLICATIONS**

Bennett Brothers Catalog Infrared Printer. Observer; Aug. 1993; p. 30; Okidata OL400e Printer. Byte; Apr. 1984; p. 180; JAS Electronic Corporation Advertisement for JAS Color Printer. Computer Design; Feb. 1981; P. 216; Canon USA Thermal Impact Printer Advertisement (upper right corner).

*Primary Examiner*—Cathy Anne MacCormac  
*Attorney, Agent, or Firm*—Adams & Wilks

[57] **CLAIM**

The ornamental design for a printer, as shown and described.

**DESCRIPTION**

FIG. 1 is a front elevational view of a printer showing our new design;  
FIG. 2 is a rear elevational view thereof;  
FIG. 3 is a top plan view thereof;  
FIG. 4 is a bottom plan view thereof;  
FIG. 5 is a left side elevational view thereof;  
FIG. 6 is a right side elevational view thereof; and,  
FIG. 7 is a front, right perspective view thereof.

**1 Claim, 5 Drawing Sheets**

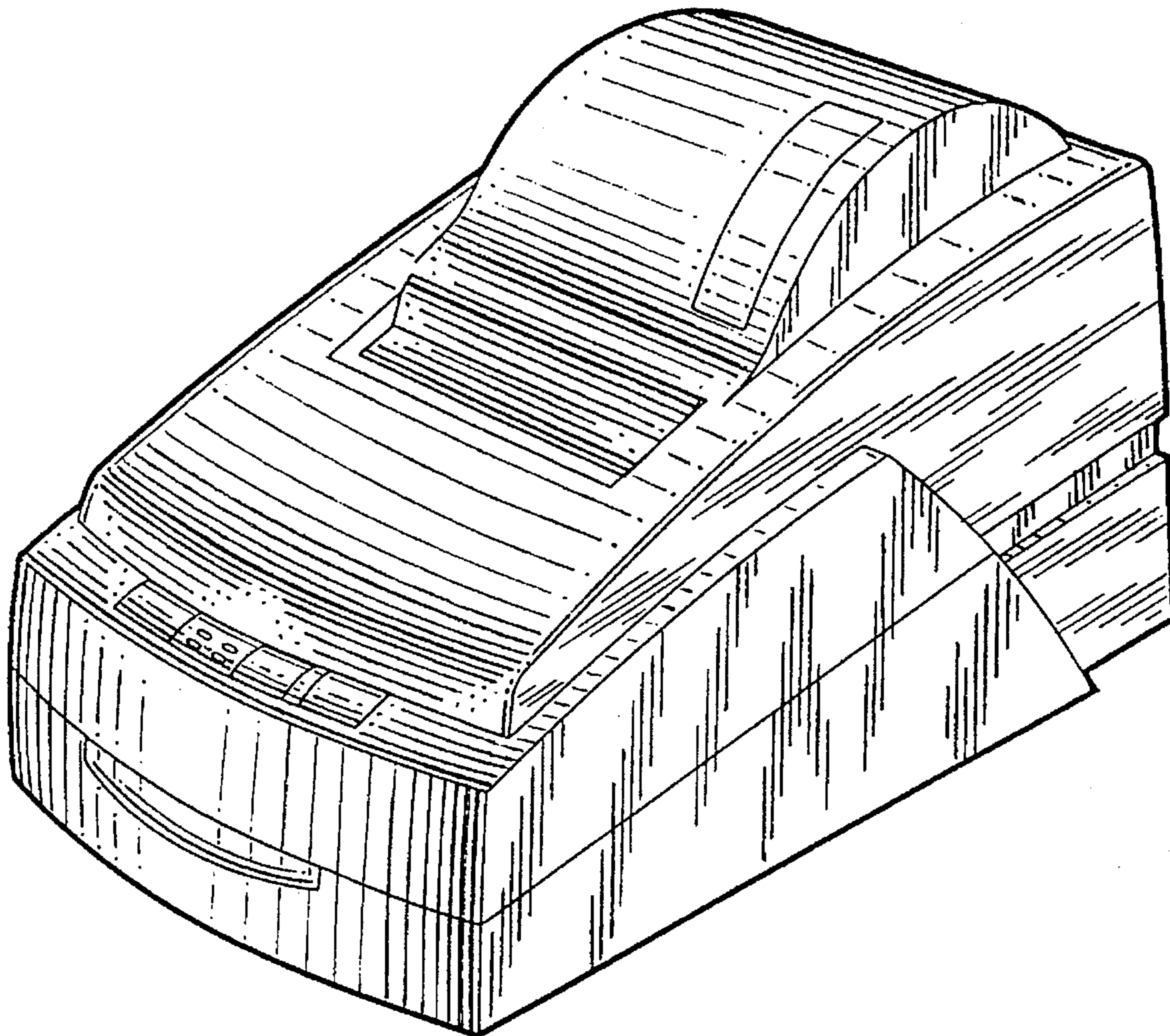


FIG. 2




FIG. 1

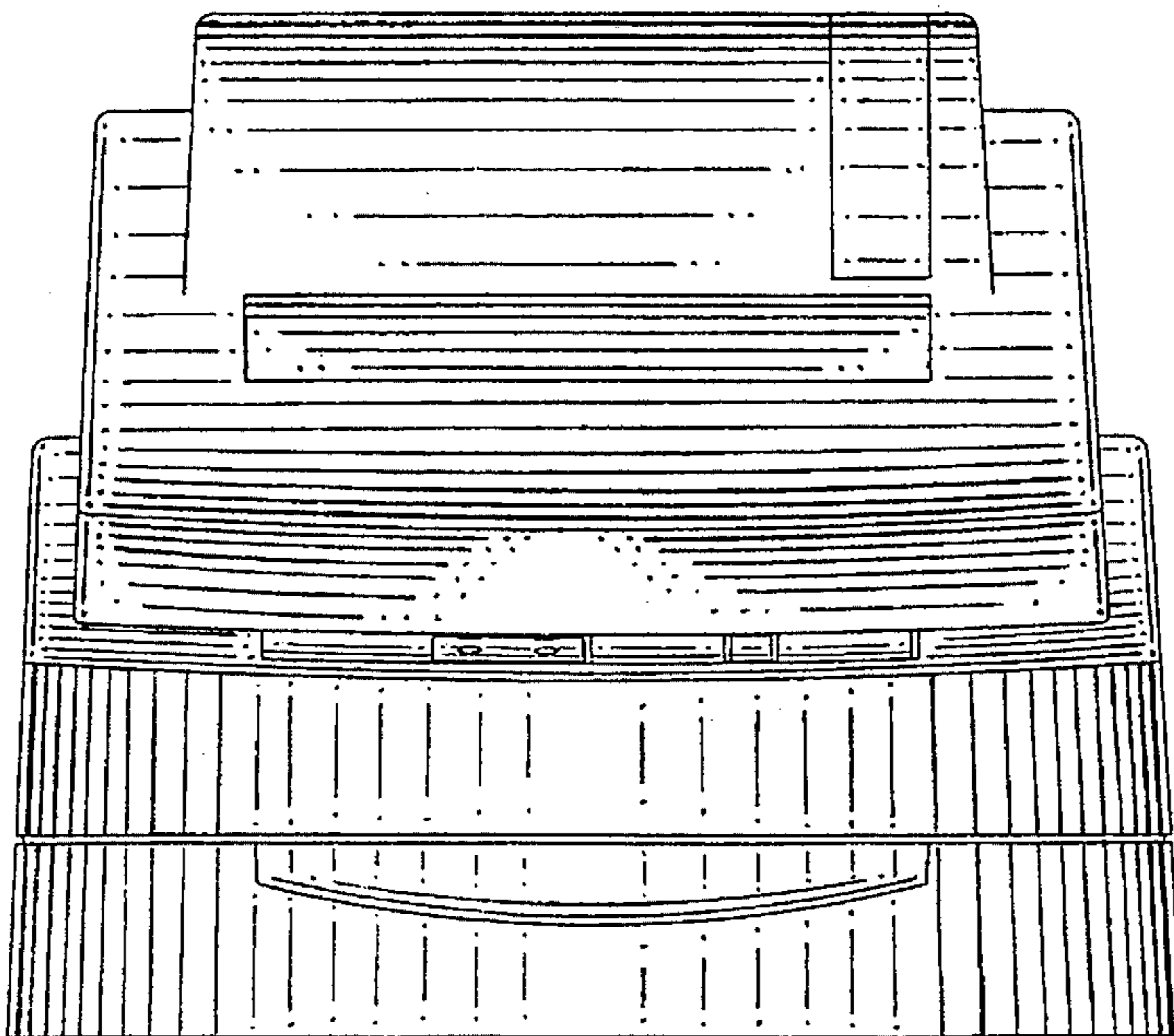


FIG. 3




FIG. 4

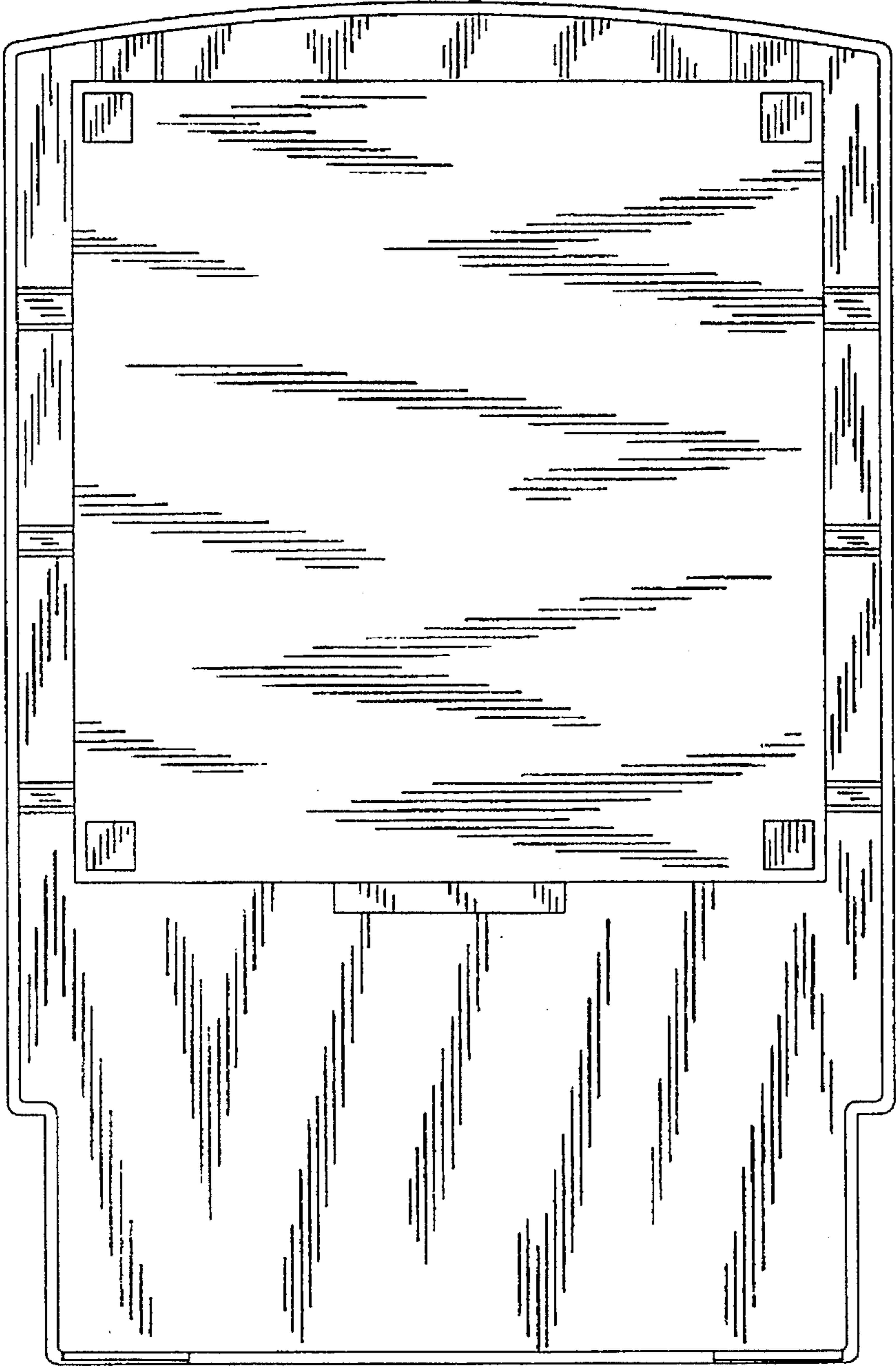


FIG. 5

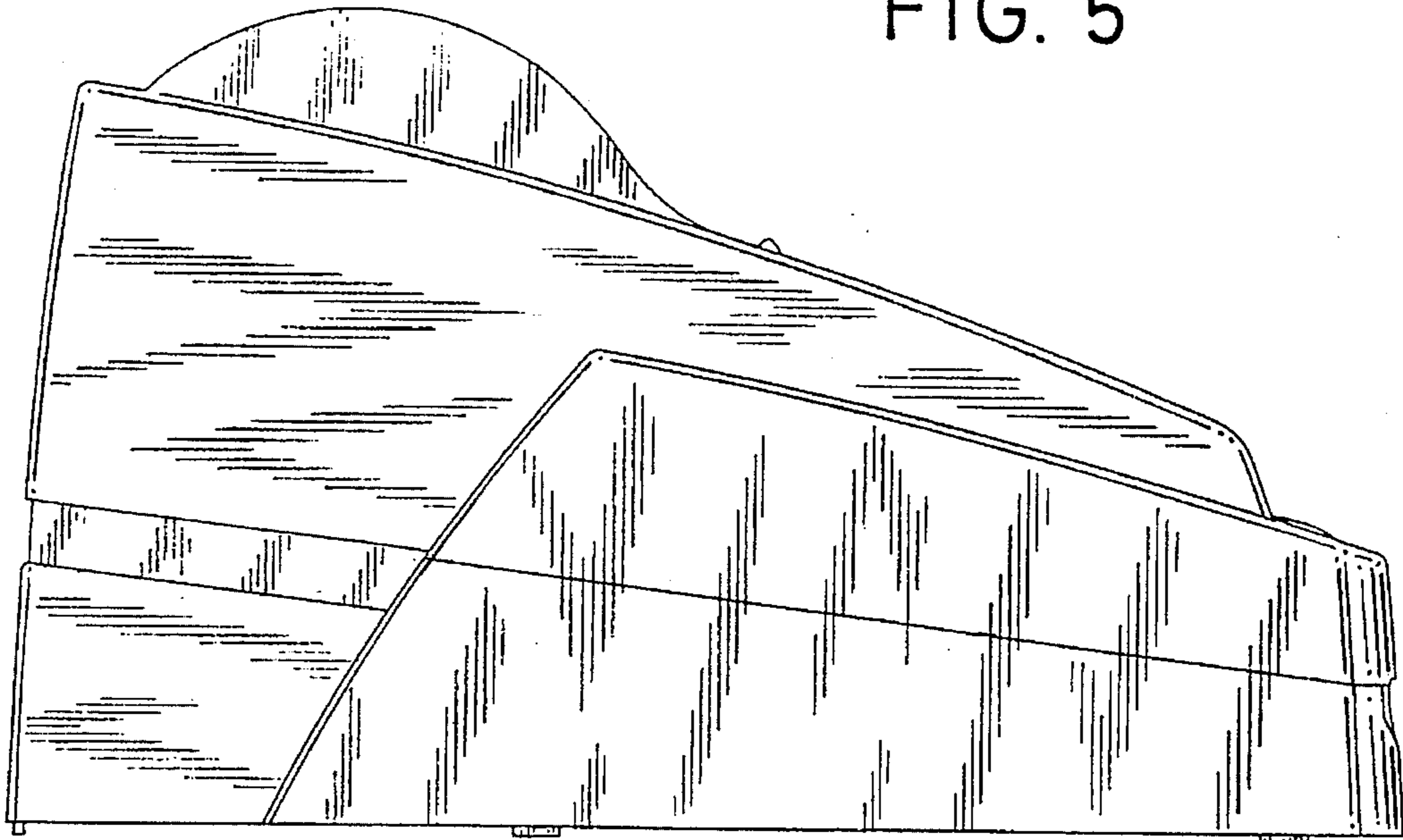


FIG. 6

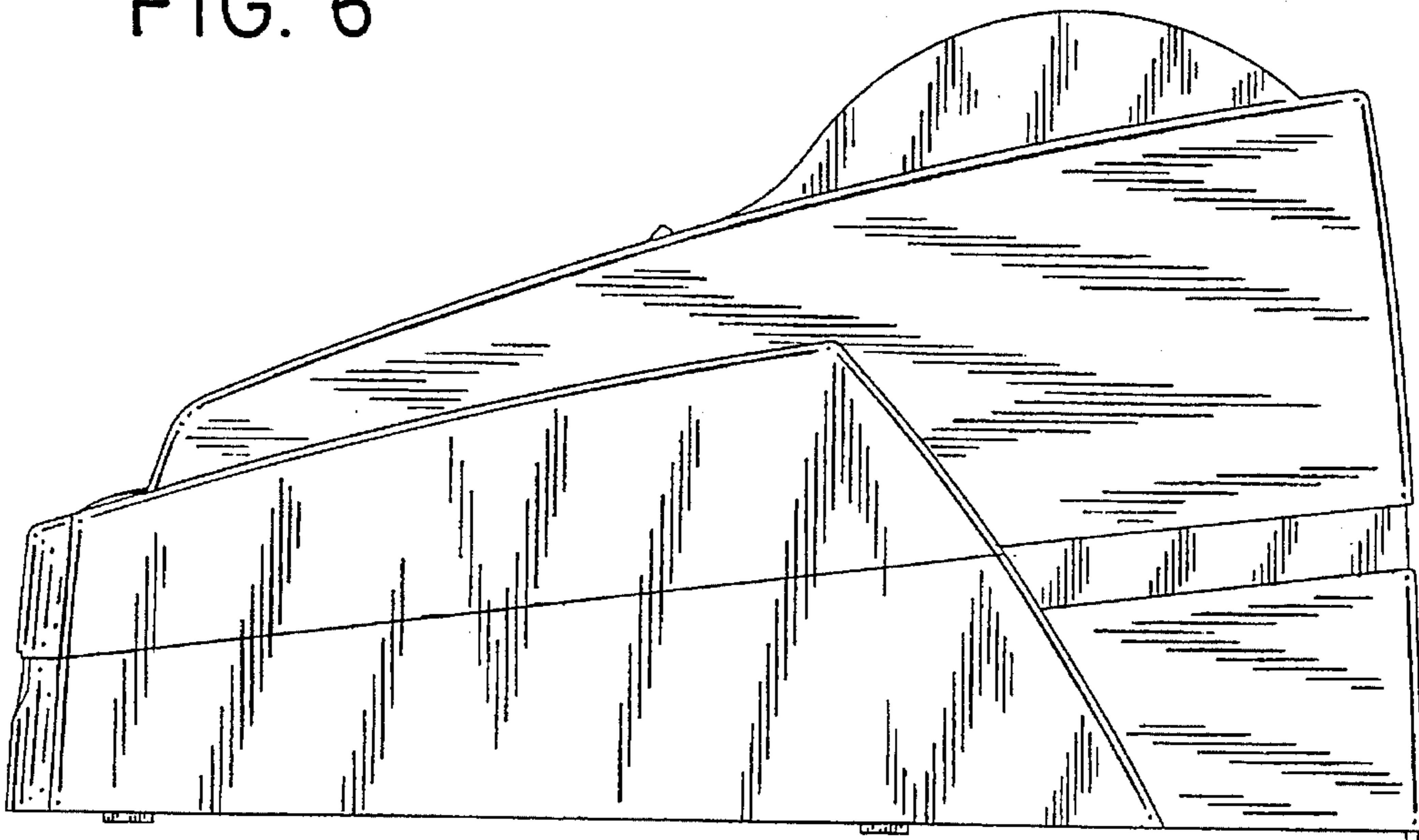


FIG. 7

