



US00D377037S

United States Patent [19]
Stolt

[11] **Patent Number: Des. 377,037**

[45] **Date of Patent: **Dec. 31, 1996**

[54] **COMBINED EYE WEAR AND FLEXIBLE STRAP TEMPLES**

5,092,668 3/1992 Welch et al. 351/156
5,475,449 12/1995 Pyle 351/158

[76] Inventor: **Jill L. Stolt**, 31 Edmonds St.,
Rochester, N.Y. 14607

FOREIGN PATENT DOCUMENTS

1158457 7/1969 United Kingdom .

[**] Term: **14 Years**

OTHER PUBLICATIONS

[21] Appl. No.: **35,433**

Skiing Sep. 1992 p. 193 Frames #6.
Bloomingdale's Catalog May 1994 p. 35.

[22] Filed: **Feb. 21, 1995**

[52] U.S. Cl. **D16/306**

Primary Examiner—Raphael Barkai
Attorney, Agent, or Firm—Cumpston & Shaw

[58] **Field of Search** D16/100-101,
D16/300, 304, 302, 306-309, 311-317,
323-330, 335, 339, 341, 342; 351/41, 44,
51, 52, 103, 111, 114, 116, 123, 156-158;
2/436, 448, 449, 452

[57] **CLAIM**

The ornamental design for a combined eye wear and flexible strap temples, as shown and described.

[56] **References Cited**

DESCRIPTION


U.S. PATENT DOCUMENTS

D. 153,561	4/1949	Seidel	D16/326
D. 183,845	11/1958	Liautaud	D16/328
D. 185,852	8/1959	McFadyen	D16/339
D. 309,149	7/1990	Pouilloux	D16/326
D. 324,871	3/1992	Cordet et al.	D16/309
756,871	4/1904	Marshutz .	
836,796	11/1906	Anderson .	
1,069,833	8/1913	White	351/66
1,264,295	4/1918	Greene .	
1,306,535	6/1919	Greene .	
3,582,194	6/1971	Liautaud	2/448
4,153,346	5/1979	Gomer .	
4,953,967	9/1990	Somerville .	
4,974,955	12/1990	Treadaway, Sr.	351/52
5,015,085	5/1991	May	351/156

FIG. 1 is a perspective view of a combined eyewear and flexible strap temples showing my new design;
FIG. 2 is a front elevational view thereof;
FIG. 3 is a rear elevational view thereof;
FIG. 4 is a right side elevational view thereof, the left side being a mirror image;
FIG. 5 is a top plan view thereof;
FIG. 6 is a bottom plan view thereof; and,
FIG. 7 is perspective view thereof in an operable environment.

The broken line showing of the pendants and the wearer head is for illustrative purposes only and forms no part of the claimed design.

1 Claim, 5 Drawing Sheets



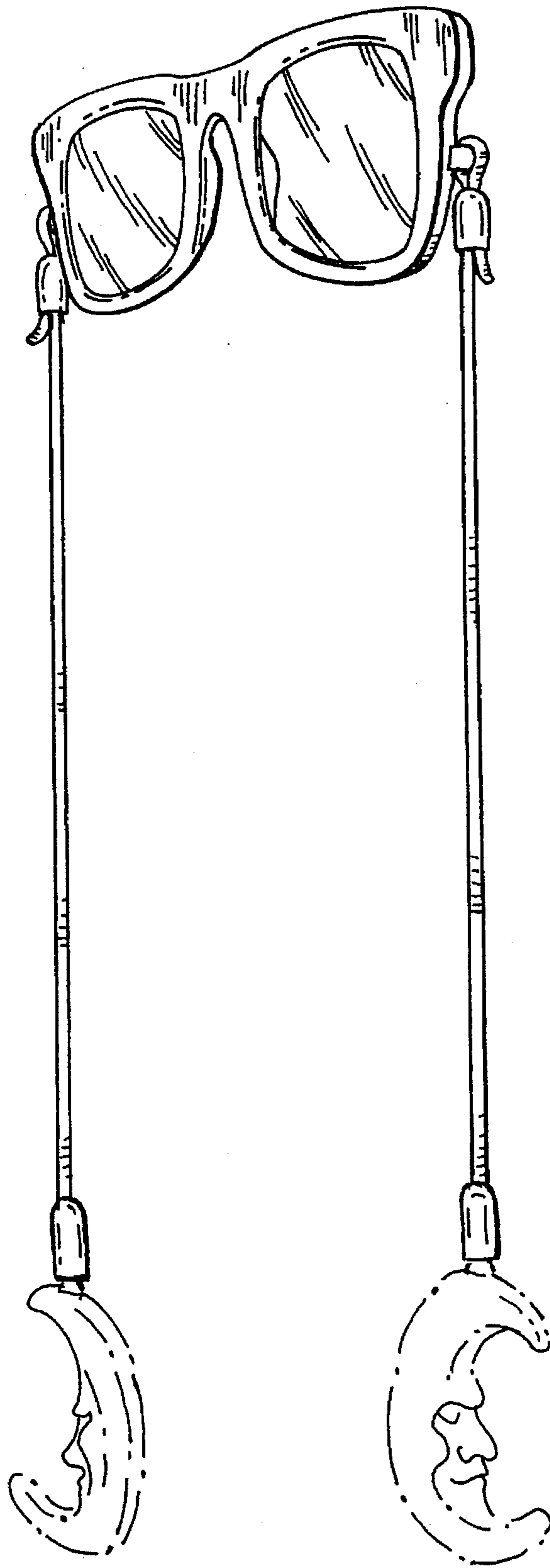


FIG. 1

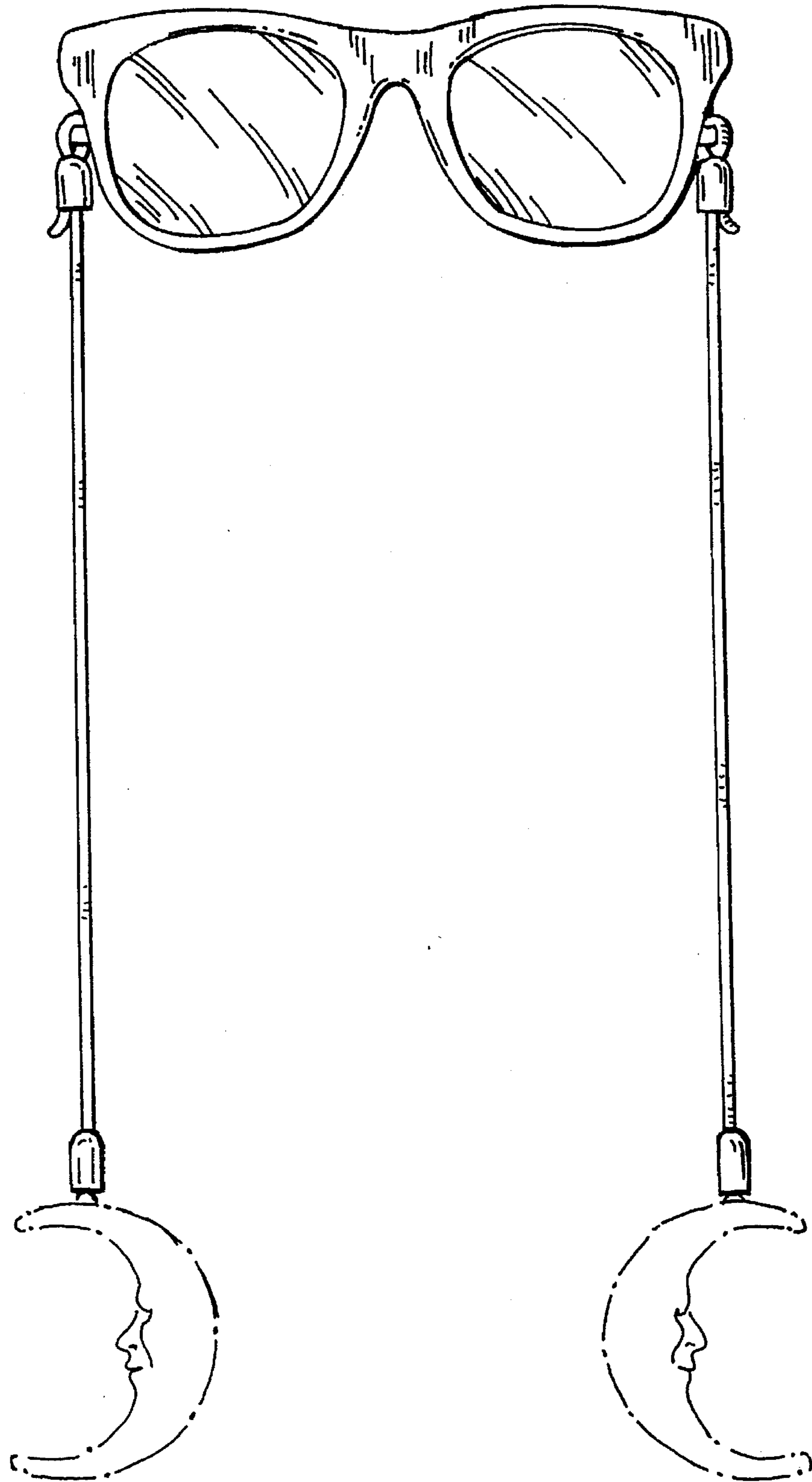


FIG. 2

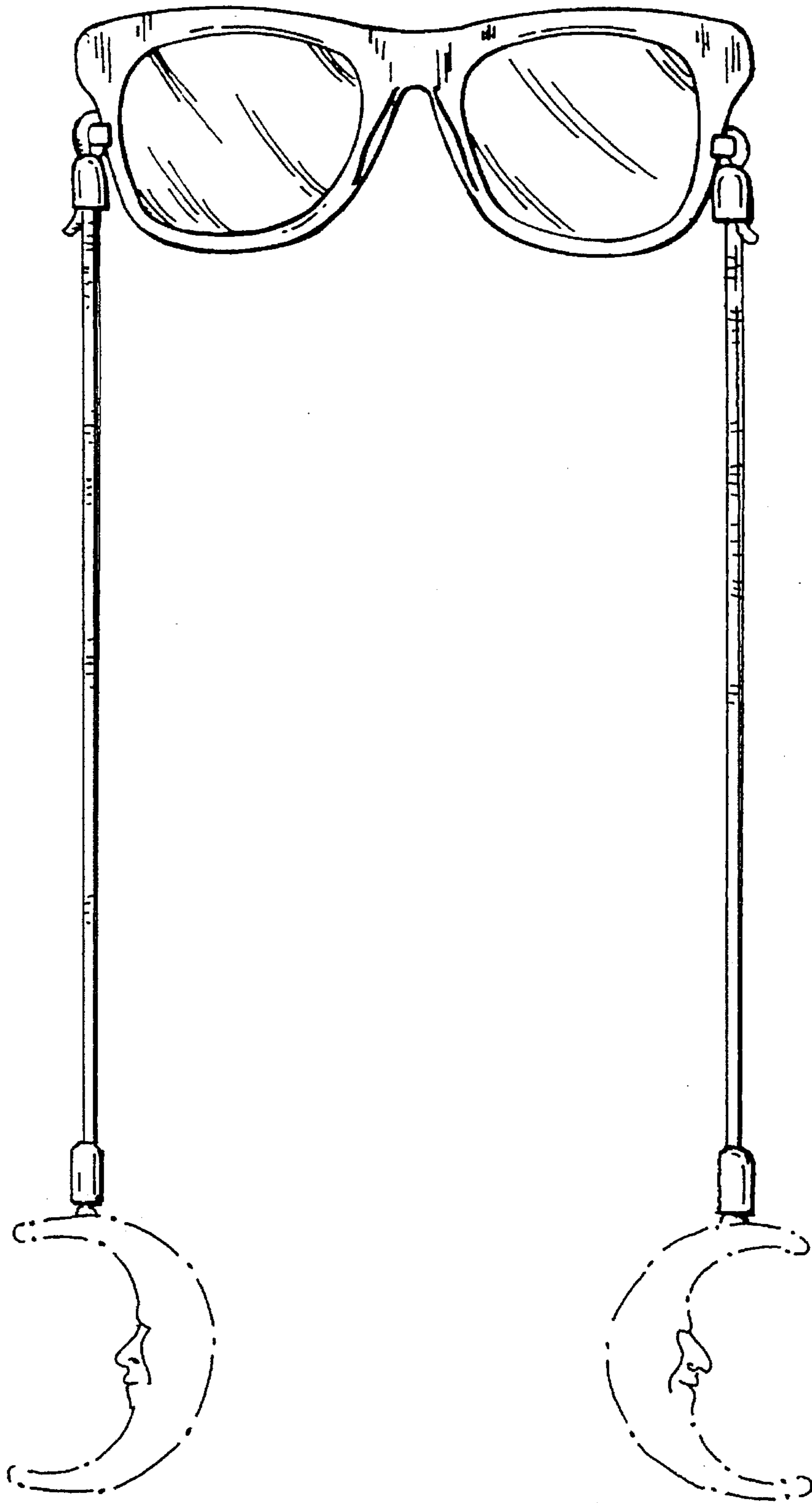


FIG. 3



FIG. 4

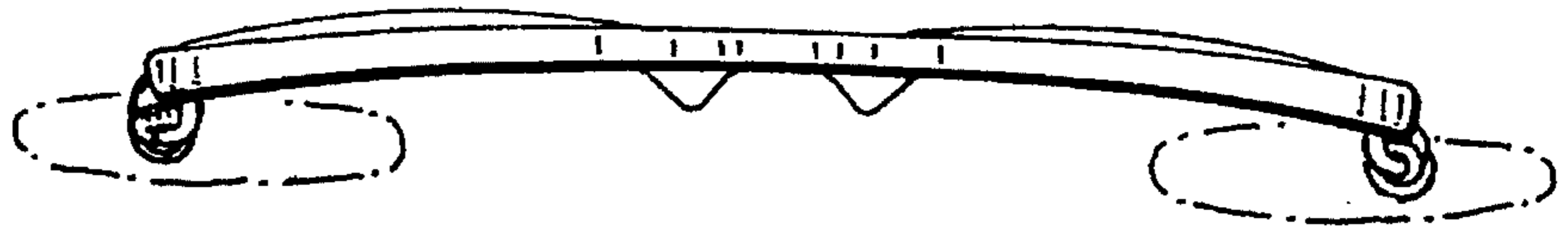


FIG. 5



FIG. 6




FIG. 7