



US00D377023S

United States Patent [19]

Andrea

[11] Patent Number: **Des. 377,023**

[45] Date of Patent: ****Dec. 31, 1996**

[54] **UNTETHERED COMMUNICATIONS/MEDIA HANDSET**

5,457,448 10/1995 Totsuka et al. 455/90 X

FOREIGN PATENT DOCUMENTS

[75] Inventor: **Douglas Andrea**, New York, N.Y.

2037540 9/1992 Canada 379/430

[73] Assignee: **Andrea Electronics Corporation**, Long Island City, N.Y.

Primary Examiner—Jeffrey Asch
Attorney, Agent, or Firm—Curtis, Morris & Safford, P.C.;
Thomas J. Kowalski

[**] Term: **14 Years**

[21] Appl. No.: **39,769**

[57] CLAIM

[22] Filed: **Jun. 5, 1995**

The ornamental design for a untethered communications/media handset, as shown and described.

[52] U.S. Cl. **D14/218**; D13/168; D14/114; D14/248

DESCRIPTION

[58] **Field of Search** D14/140, 142, D14/147, 148, 137, 138, 149–151, 240, 248, 116, 100, 114, 218, 107; D21/111, 48, 13; 379/58–61, 419, 420, 428, 440, 433, 430; 455/89, 90; D13/168, 169; 345/156–167; 273/148 B, 438; 74/471 R; 200/6 A

FIG. 1 is a top, front, and right side perspective of the untethered communications/media handset showing my new design, the broken line showings of a hand being for illustrative purposes only and form no part of the claimed design;

[56] References Cited

U.S. PATENT DOCUMENTS

D. 331,409	12/1992	Goldsmith et al.	D14/218
D. 354,062	1/1995	Williams	D14/138 X
D. 355,917	2/1995	Grewe et al.	D14/248
D. 361,058	8/1995	Domel et al.	D13/168
D. 363,287	10/1995	Laituri	D14/218
D. 367,061	2/1996	Davuson	D14/218
D. 368,901	4/1996	Currid	D14/114
5,003,589	3/1991	Chen	D14/248 X
5,054,051	10/1991	Hoff	379/433 X
5,109,539	4/1992	Inubushi et al.	379/433 X

FIG. 2 shows a bottom rear and right side perspective view of the untethered communications/media handset;

FIG. 3 shows a front view of the untethered communications/media handset;

FIG. 4 shows a rear view of the untethered communications/media handset;

FIG. 5 shows a right side view of the untethered communications/media handset;

FIG. 6 shows a top plan view of the untethered communications/media handset; and,

FIG. 7 shows a bottom plan view of the untethered communications/media handset.

1 Claim, 4 Drawing Sheets

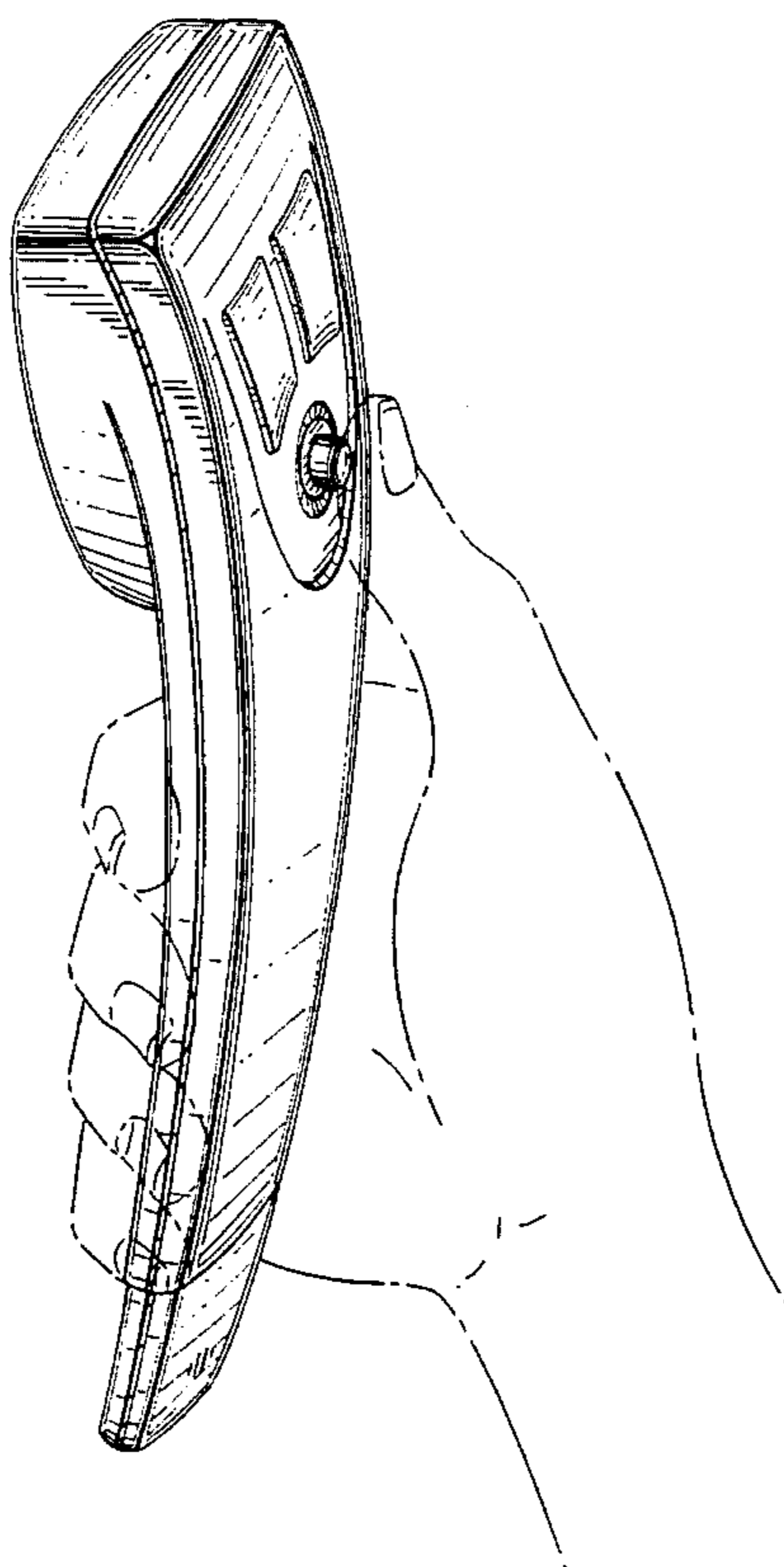
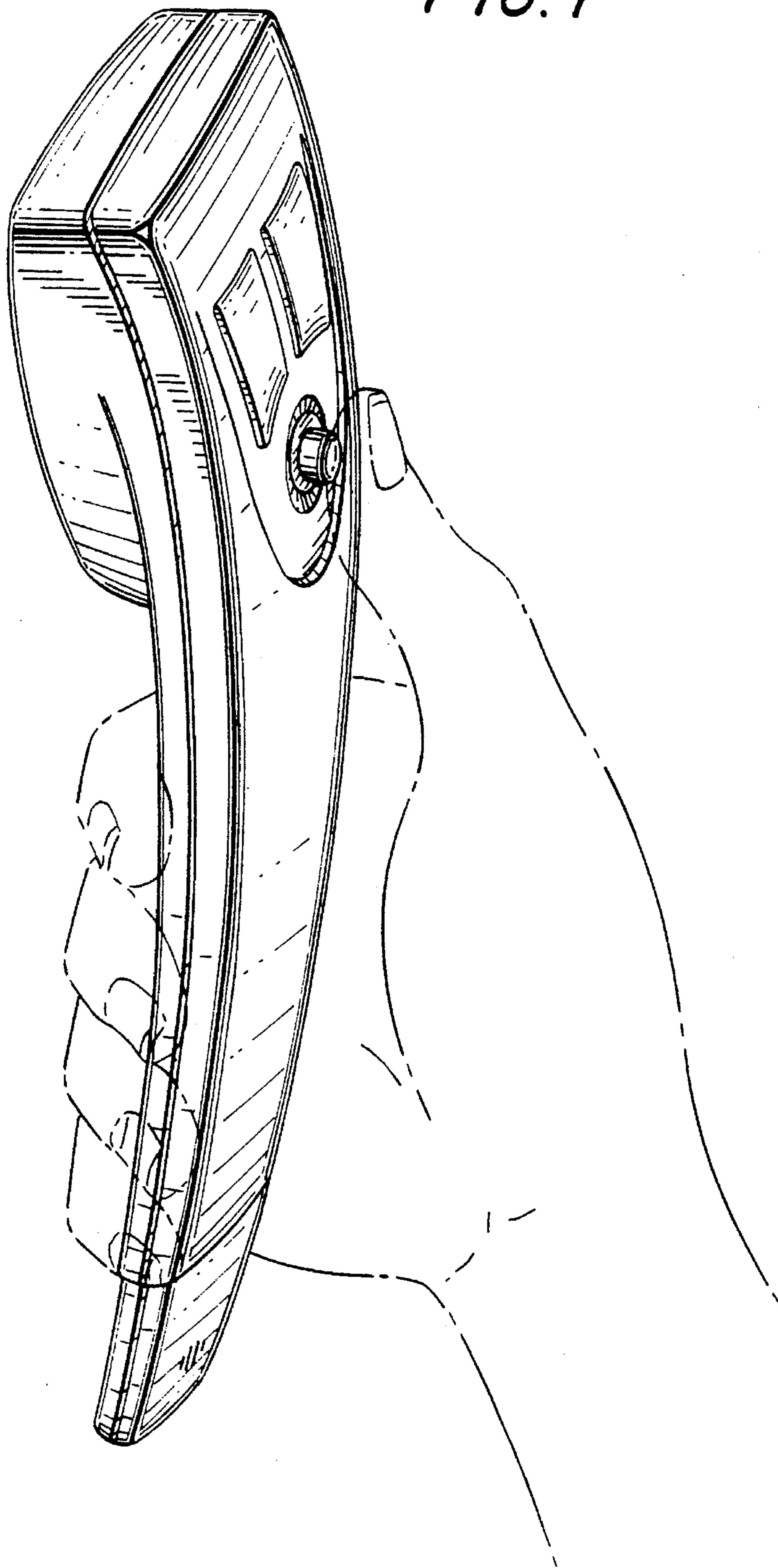


FIG. 1



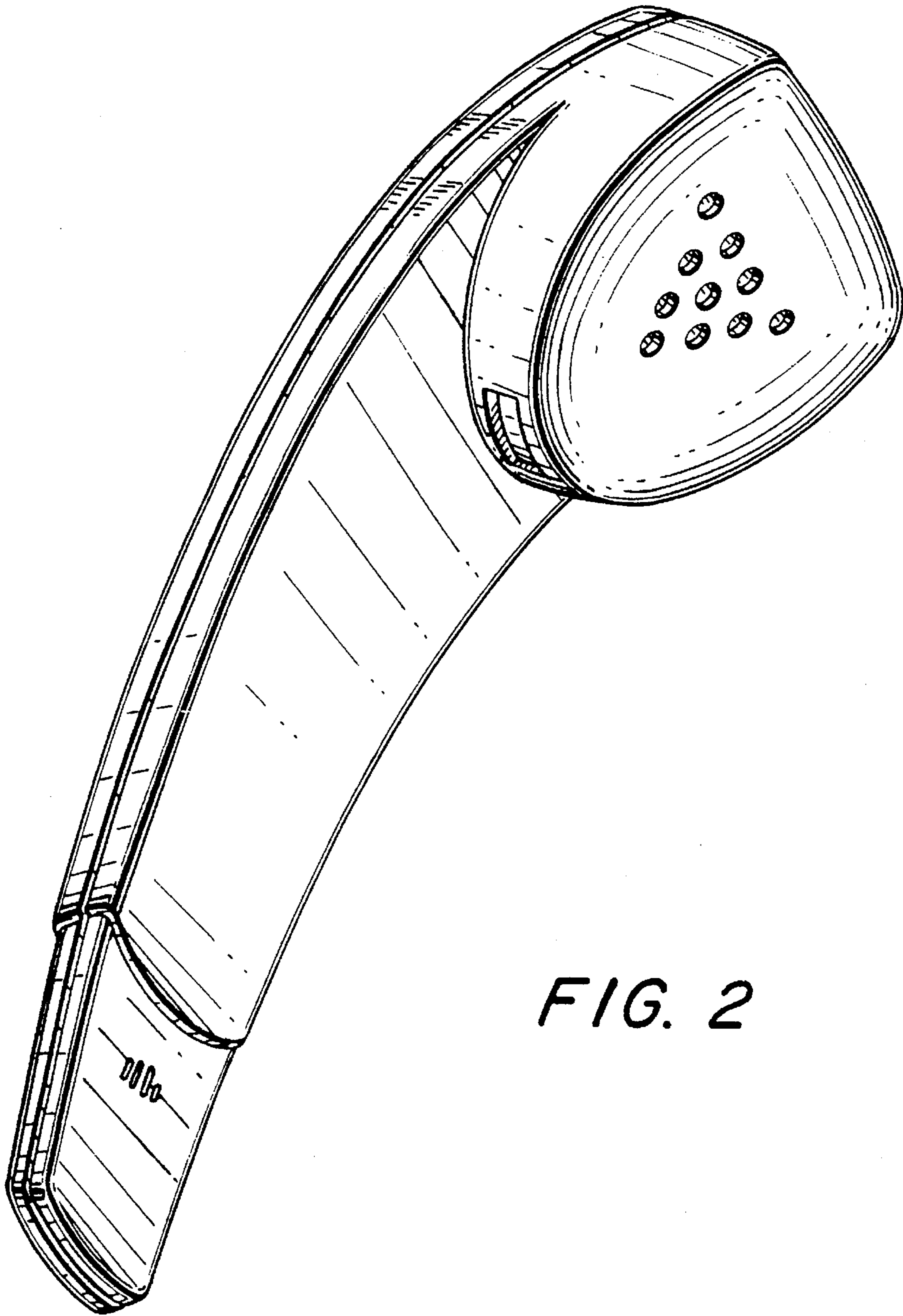


FIG. 2

FIG. 3

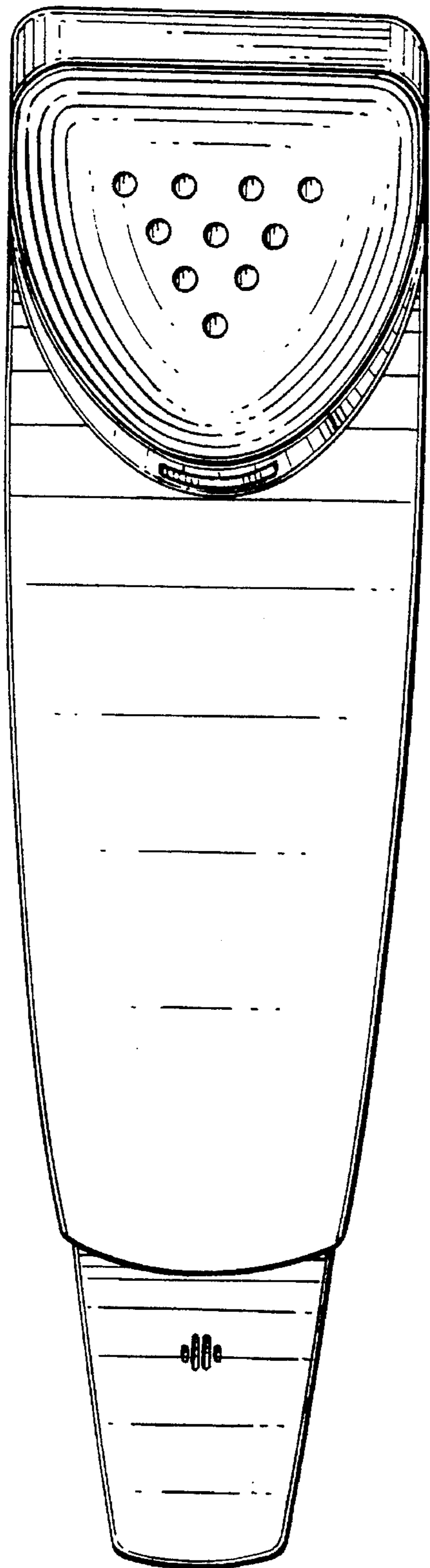


FIG. 4

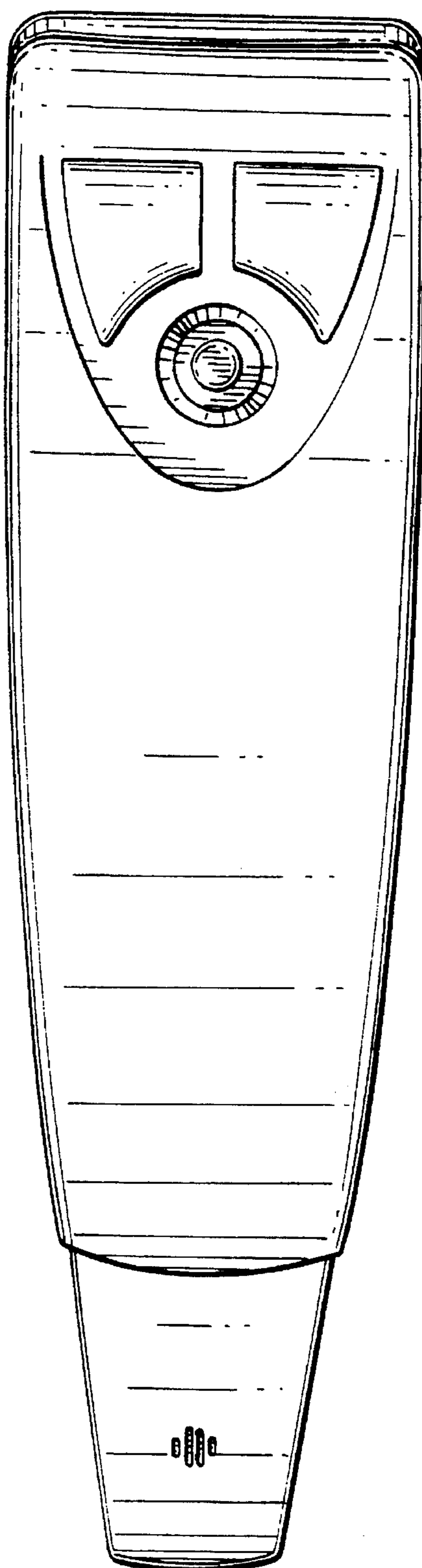


FIG. 5

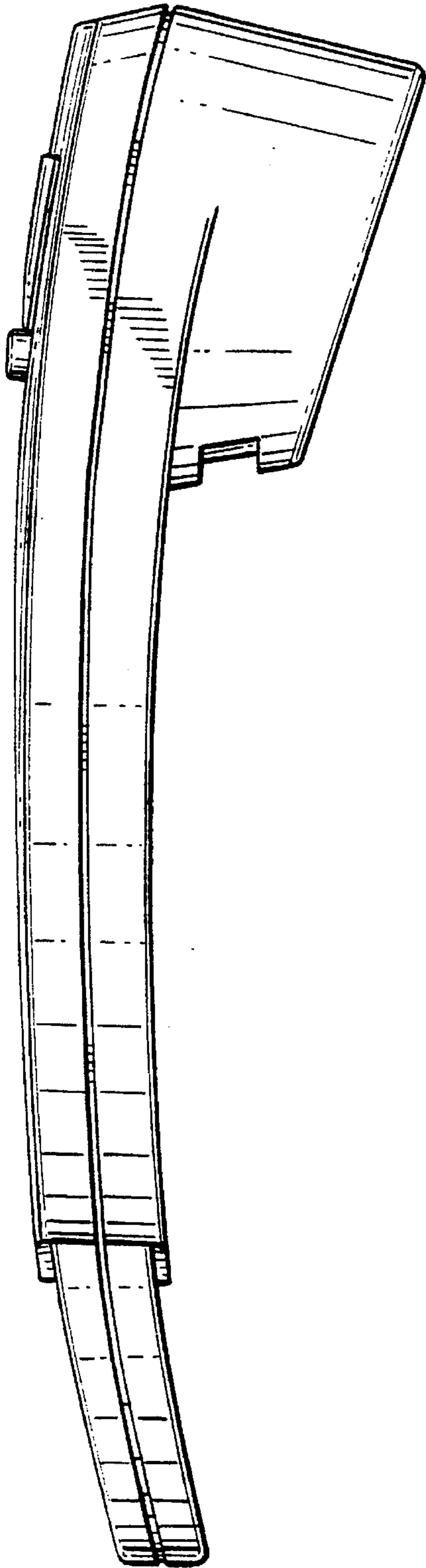


FIG. 6




FIG. 7

