



US00D377016S

United States Patent [19]

Zeitman

[11] Patent Number: **Des. 377,016**

[45] Date of Patent: *****Dec. 31, 1996**

[54] TELEPHONE SET

D. 319,643 9/1991 Ando D14/241 X
D. 356,087 3/1995 Jarrett et al. D14/151

[75] Inventor: **Josh Zeitman**, Brooklyn, N.Y.

OTHER PUBLICATIONS

[73] Assignee: **Lenoxx Electronics Corp.**, Brooklyn, N.Y.

B. A. Pargh, 1992 Spring/Summer, Telephone at top right, p. 310.

[*] Notice: The portion of the term of this patent subsequent to Jun. 4, 2010, has been disclaimed.

B. A. Pargh, 1992 Spring/Summer, Telephone 2nd from bottom left, p. 315.

[**] Term: **14 Years**

B. A. Pargh, 1992 Spring/Summer, Telephone 2nd from bottom left, p. 326.

[21] Appl. No.: **40,817**

B. A. Pargh, 1992 Spring/Summer, Telephone 2nd from top left, p. 327.

[22] Filed: **Jun. 27, 1995**

Primary Examiner—Jeffrey Asch

Attorney, Agent, or Firm—Burns, Doane, Swecker & Mathis

[30] Foreign Application Priority Data

May 5, 1995 [GB] United Kingdom 2047264

[52] U.S. Cl. **D14/151**

[58] Field of Search D14/137, 138, D14/101, 140, 141, 142, 147-151, 144, 240, 241; 379/419, 420, 428, 440, 433-436

[57] CLAIM

The ornamental design for a "telephone set", as shown and described.

[56] References Cited


U.S. PATENT DOCUMENTS

D. 291,439 8/1987 Wu D14/151
D. 293,439 12/1987 Ishimaru D14/151
D. 298,936 12/1988 Ohta et al. D14/151
D. 301,138 5/1989 Lee D14/144
D. 306,295 2/1990 Nagele D14/149
D. 319,641 9/1991 Sugi et al. D14/151

DESCRIPTION

FIG. 1 is a front view of a telephone set showing our design; FIG. 2 is a rear view thereof; FIG. 3 is a top plan view thereof; FIG. 4 is a bottom plan view thereof; FIG. 5 is a left side elevational view thereof; FIG. 6 is a right side elevational view thereof; FIG. 7 is a perspective view thereof; and, FIG. 8 is a perspective view thereof showing the state where the handset is removed.

1 Claim, 6 Drawing Sheets






FIG. 1

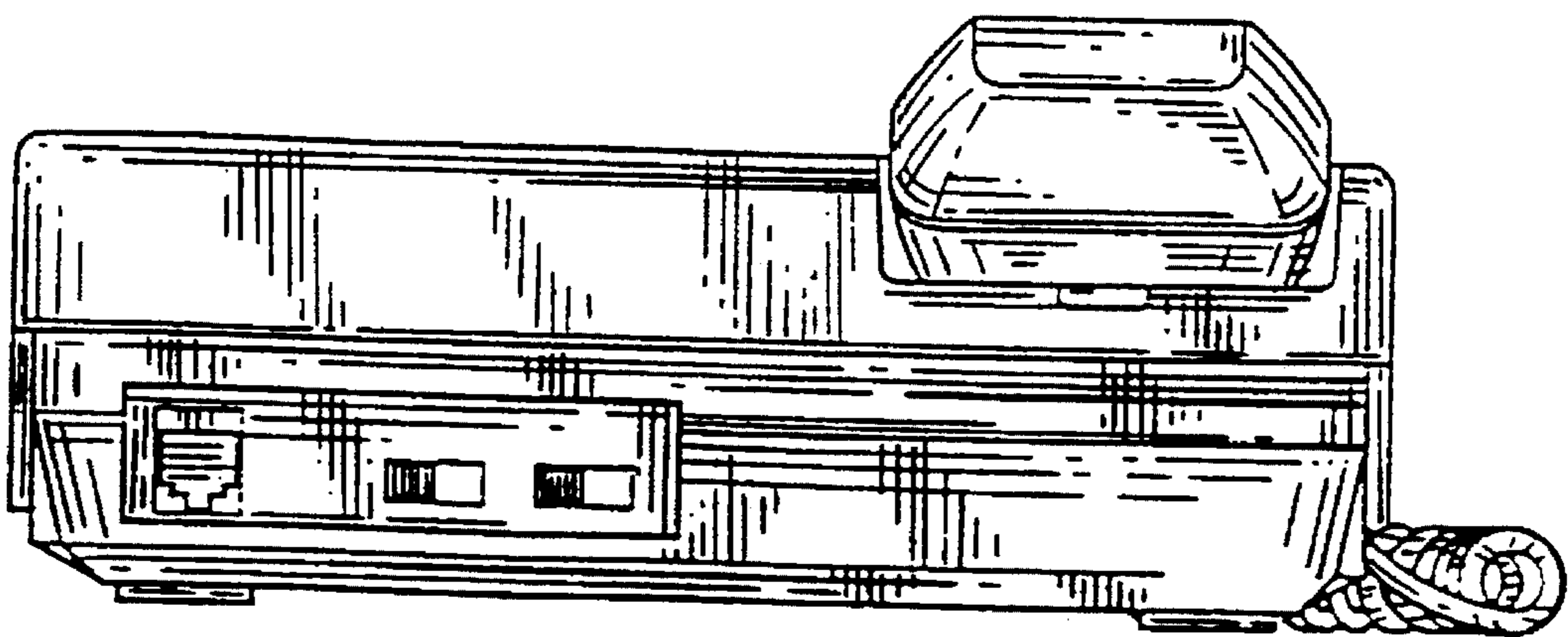


FIG. 2

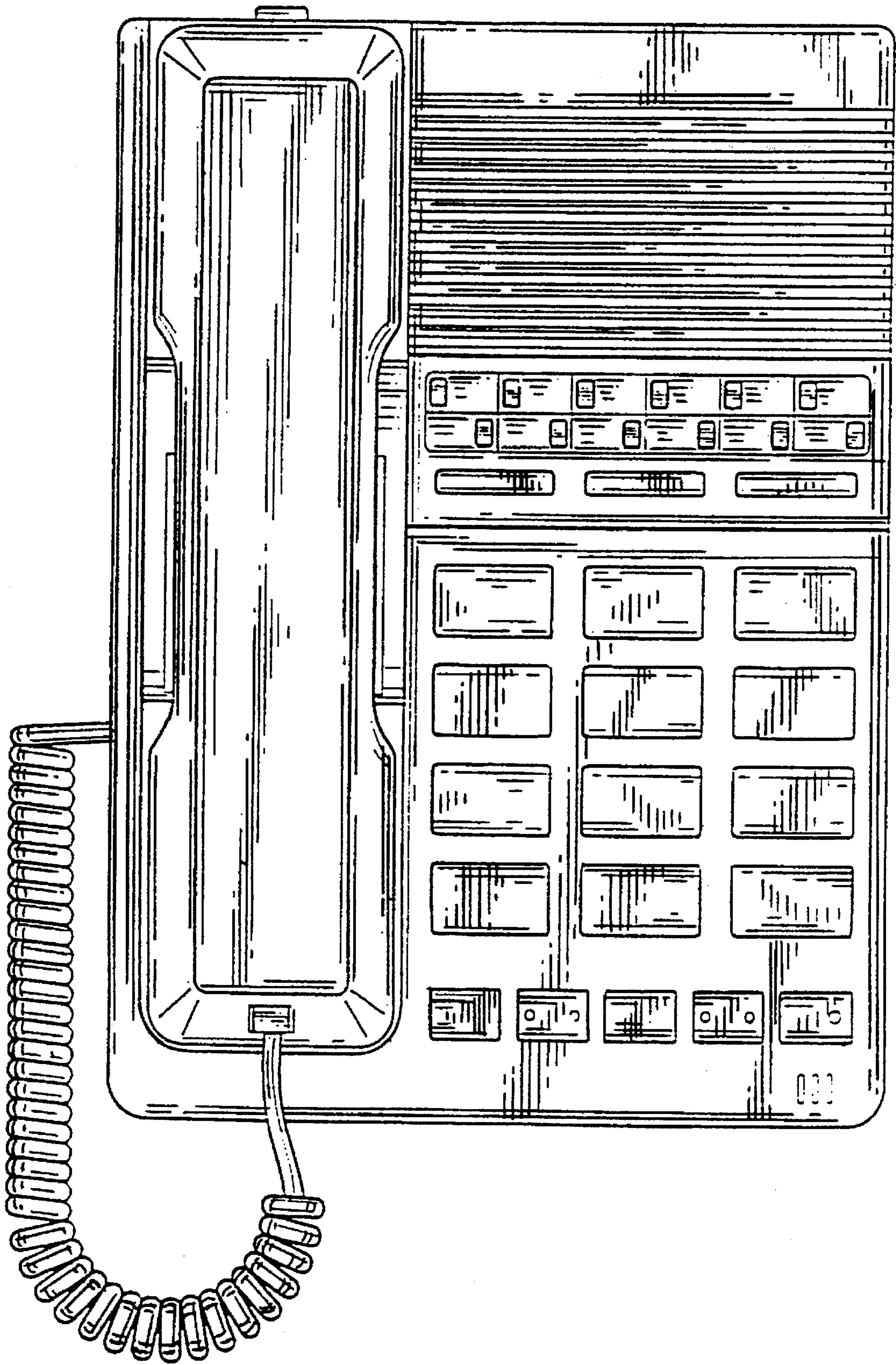


FIG. 3

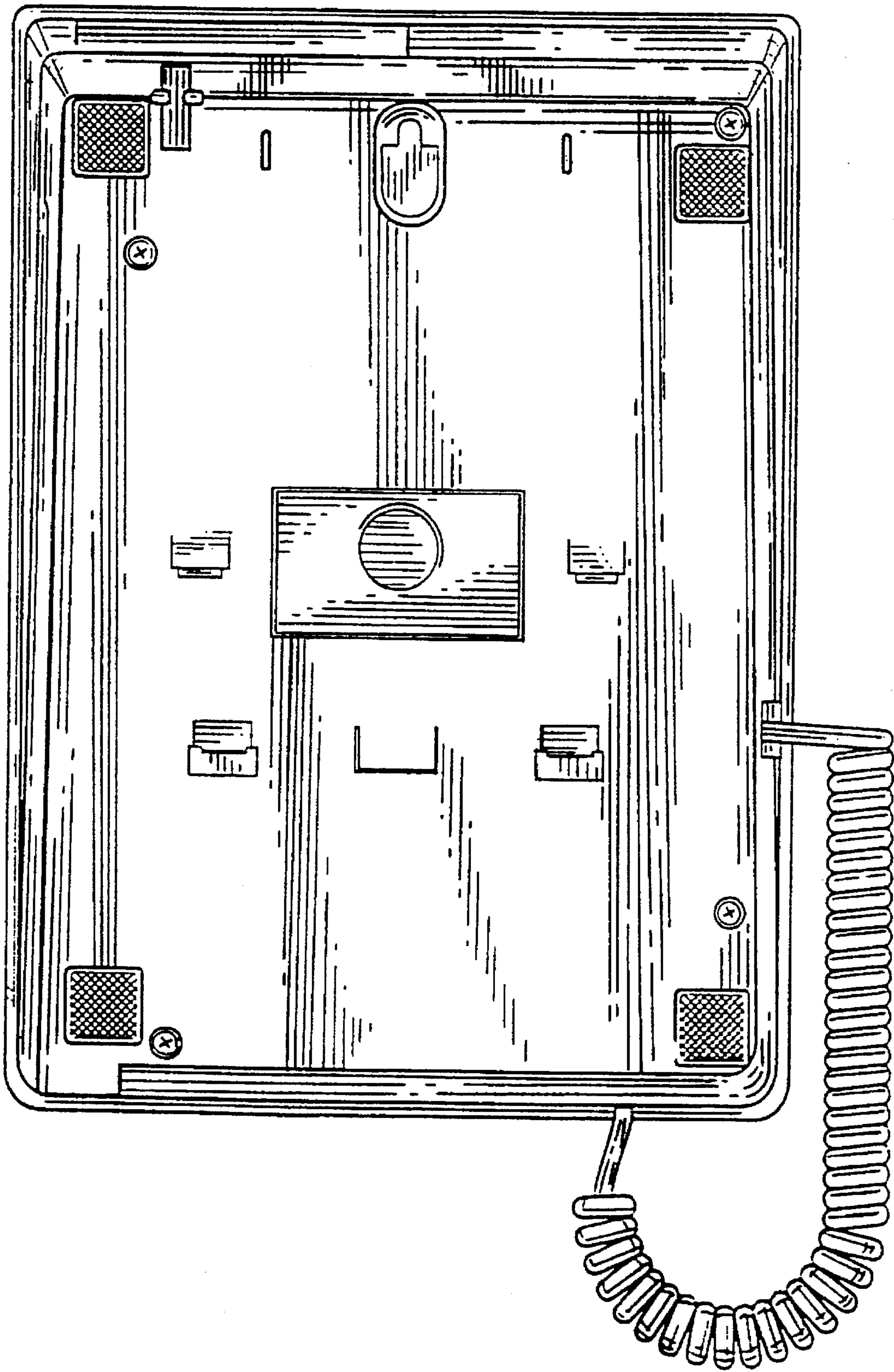


FIG. 4

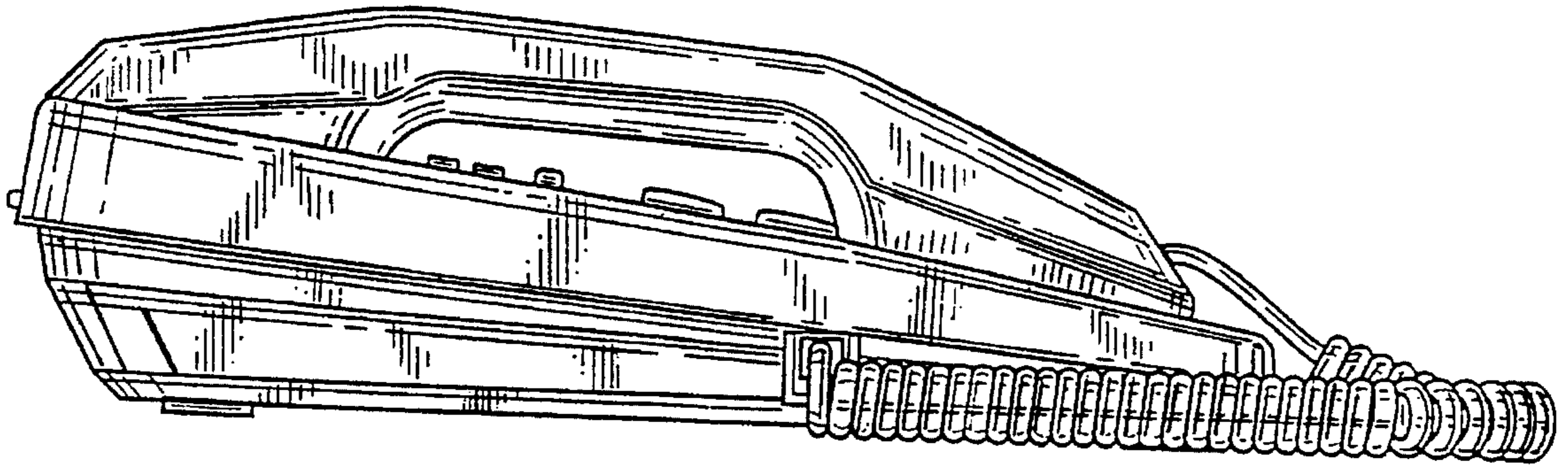


FIG. 5




FIG. 6




FIG. 7

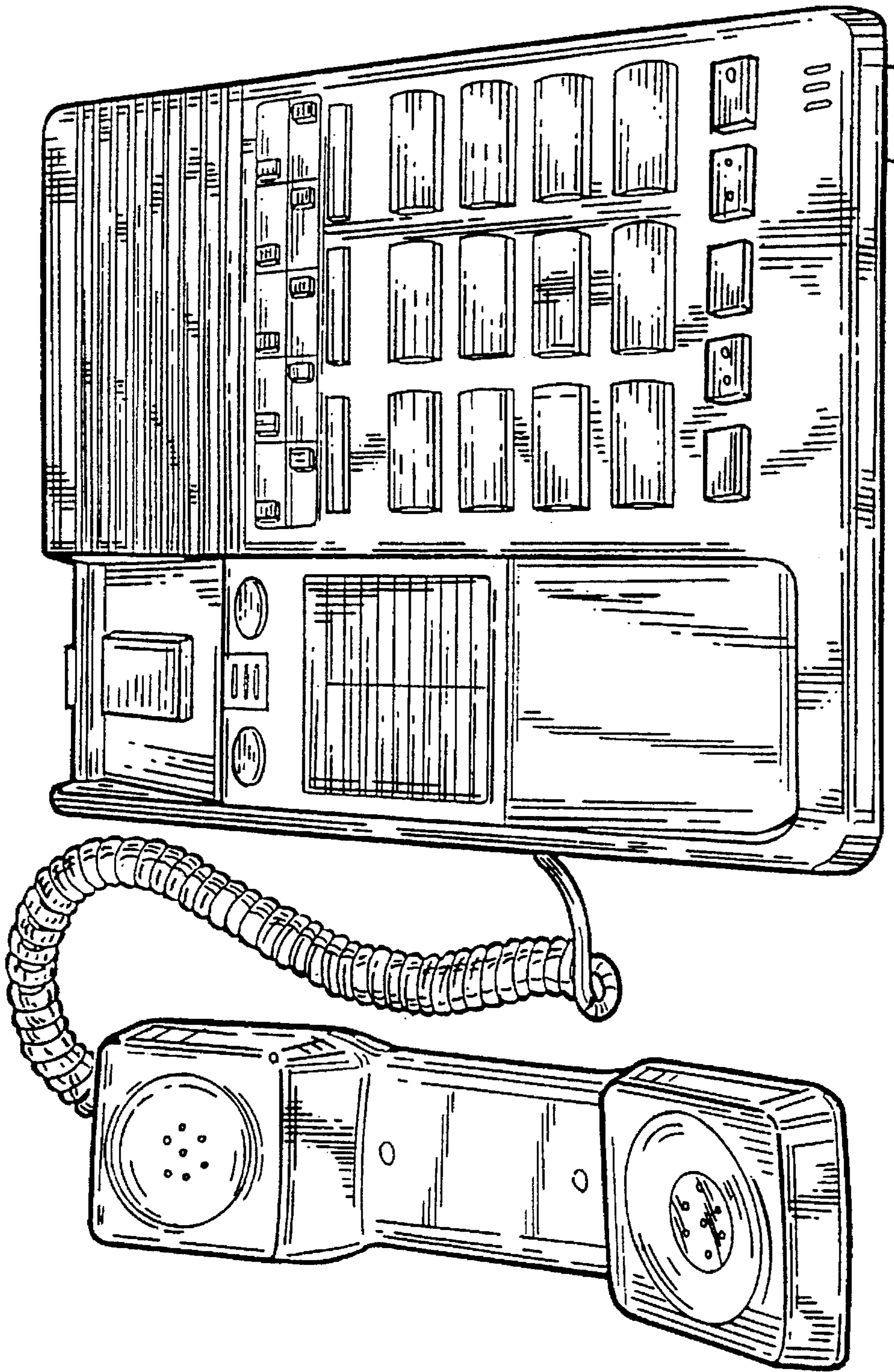


FIG. 8