



US00D377015S

United States Patent [19]

Ford et al.

[11] Patent Number: **Des. 377,015**

[45] Date of Patent: ****Dec. 31, 1996**

[54] **SHOWER SPEAKER TELEPHONE HANDSET**

[75] Inventors: **Joseph E. Ford, Cary; Donald N. Jursich, Chicago, both of Ill.; Raymond Chan, Vancouver, Canada**

[73] Assignee: **Jing Mei Industrial Holdings, Ltd.**

[**] Term: **14 Years**

[21] Appl. No.: **46,634**

[22] Filed: **Oct. 18, 1995**

[52] U.S. Cl. **D14/149; D14/148**

[58] Field of Search D14/100, 107, D14/114, 141, 137, 138, 140, 142, 149-151, 147, 148, 240, 247, 241, 155, 159, 253, 171; D13/162, 184; 379/419, 420, 428, 440, 426, 433, 58-61, 454, 455, 442; 455/89, 90; D10/104; D21/48

[56] **References Cited**

U.S. PATENT DOCUMENTS

D. 238,079	12/1975	Heribertson	D14/147
D. 264,715	6/1982	Trussler	D14/150
D. 280,403	9/1985	Mitchell	D14/147
D. 285,681	9/1986	Nakashima	D14/159
D. 315,732	3/1991	Shimasaki	D14/171
D. 317,452	6/1991	Garab	D14/250
D. 320,986	10/1991	Suckley	D14/155 X
D. 321,885	11/1991	Sheldrake	D14/253
D. 328,069	7/1992	Langton	D14/138
D. 350,539	9/1994	Yatabe et al.	D14/141
D. 350,747	9/1994	McClendon	D14/150

D. 362,004	9/1995	Nakano et al.	D14/253
D. 363,282	10/1995	Wicks et al.	D14/141
2,453,192	11/1948	Bryant	179/179
2,538,419	1/1951	Huston et al.	179/156
3,962,555	6/1976	Efaw	179/185
4,071,040	1/1978	Moriarty	137/199
4,920,564	4/1990	Allkins	379/437
5,025,921	6/1991	Gasparaitis et al.	206/320
5,220,598	6/1993	Bock	379/110
5,329,650	7/1994	Zaccai et al.	4/605

OTHER PUBLICATIONS

B. A. Pargh 1992 Spring/Summer Catalog, p. 318, Walk-N-Talk Handset.

Primary Examiner—Jeffrey Asch
Attorney, Agent, or Firm—Thomas W. Tolpin

[57] **CLAIM**

The ornamental design for a shower speaker telephone handset, as shown.

DESCRIPTION

FIG. 1 is a front perspective view of a shower speaker telephone handset showing our new design; FIG. 2 is a back perspective view thereof; FIG. 3 is a back view thereof; FIG. 4 is a top view thereof; FIG. 5 is a left side view thereof; FIG. 6 is a front view thereof; FIG. 7 is a right side view thereof; and, FIG. 8 is a bottom view thereof.

1 Claim, 2 Drawing Sheets

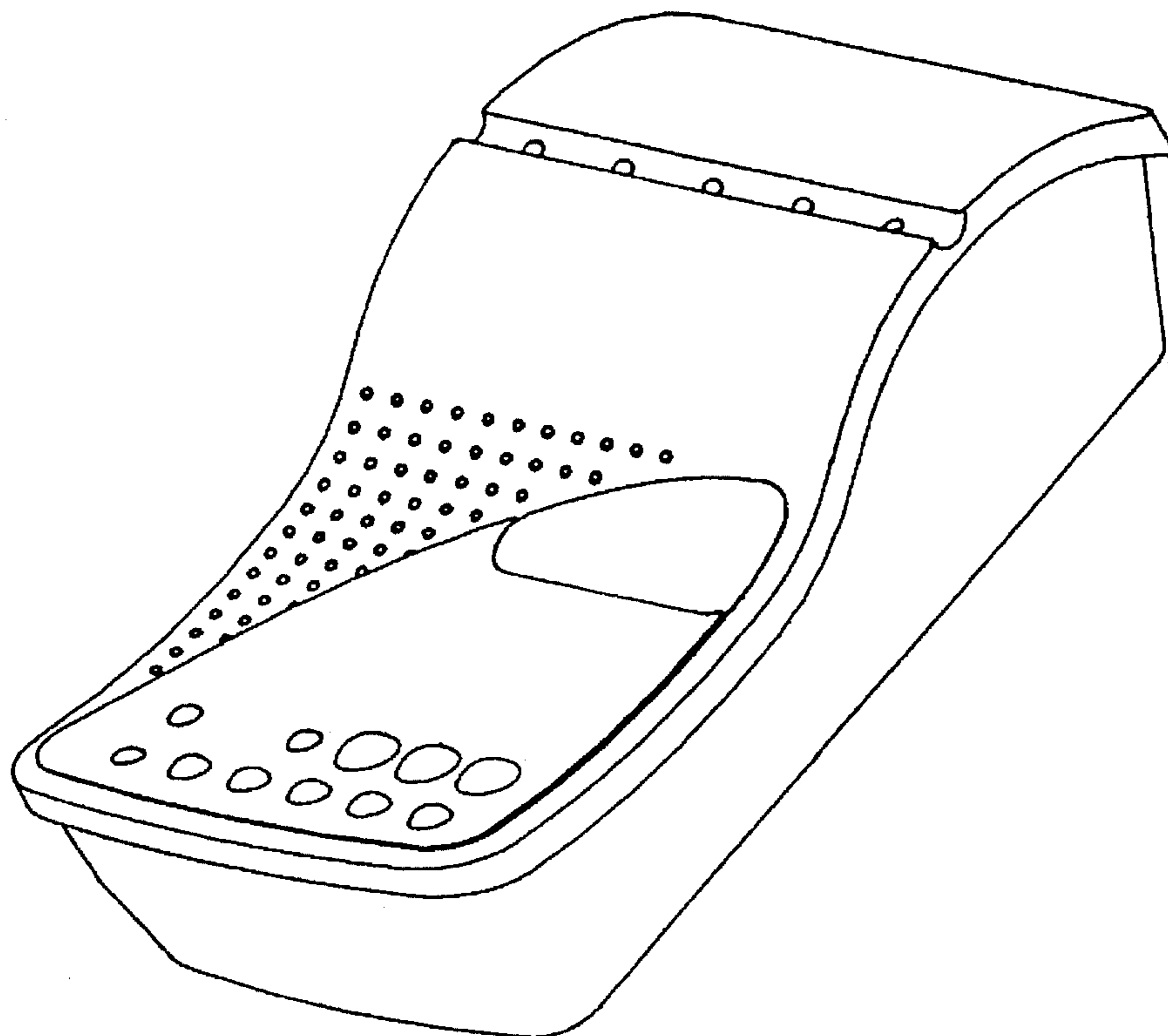


Fig. 1

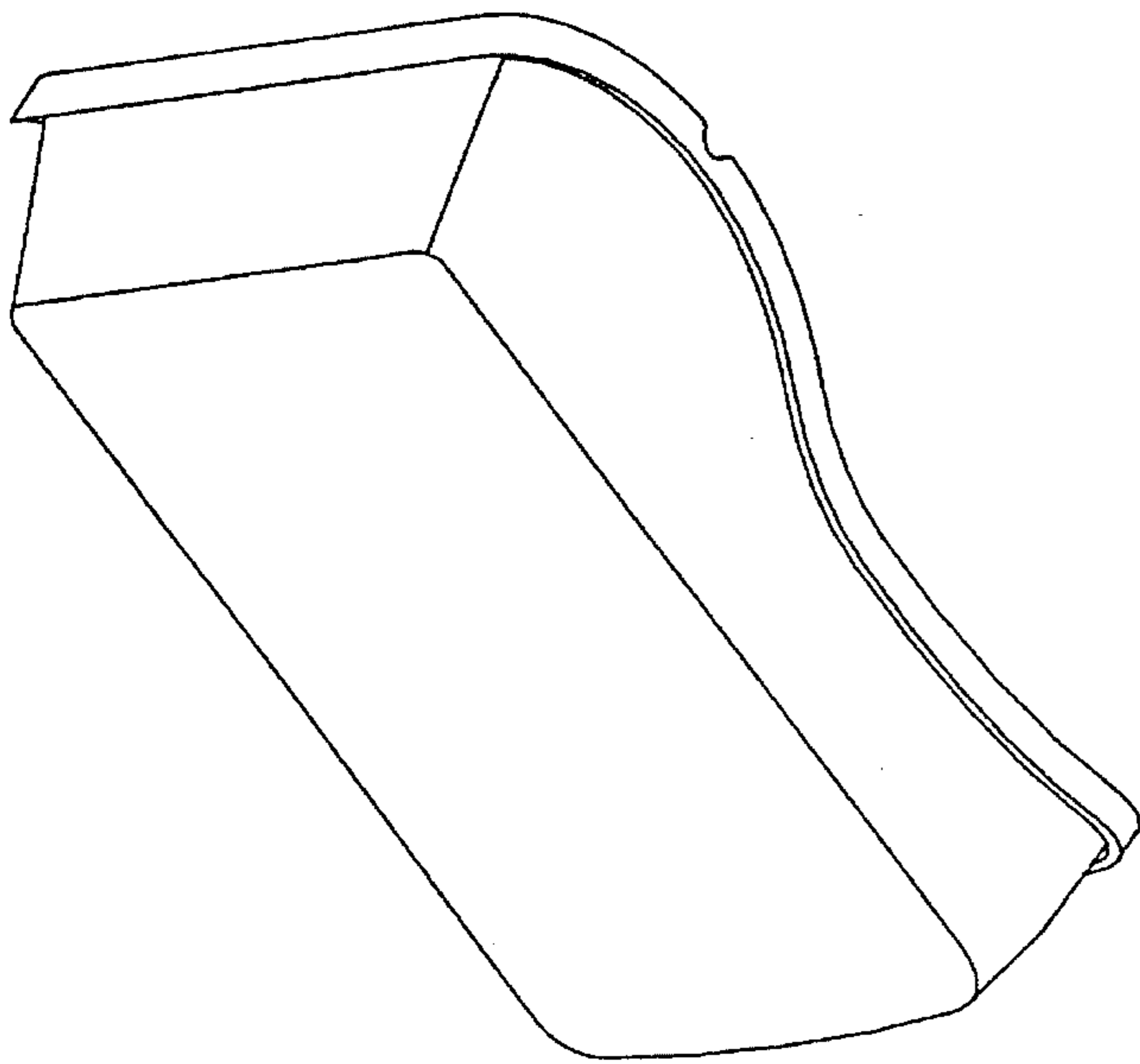
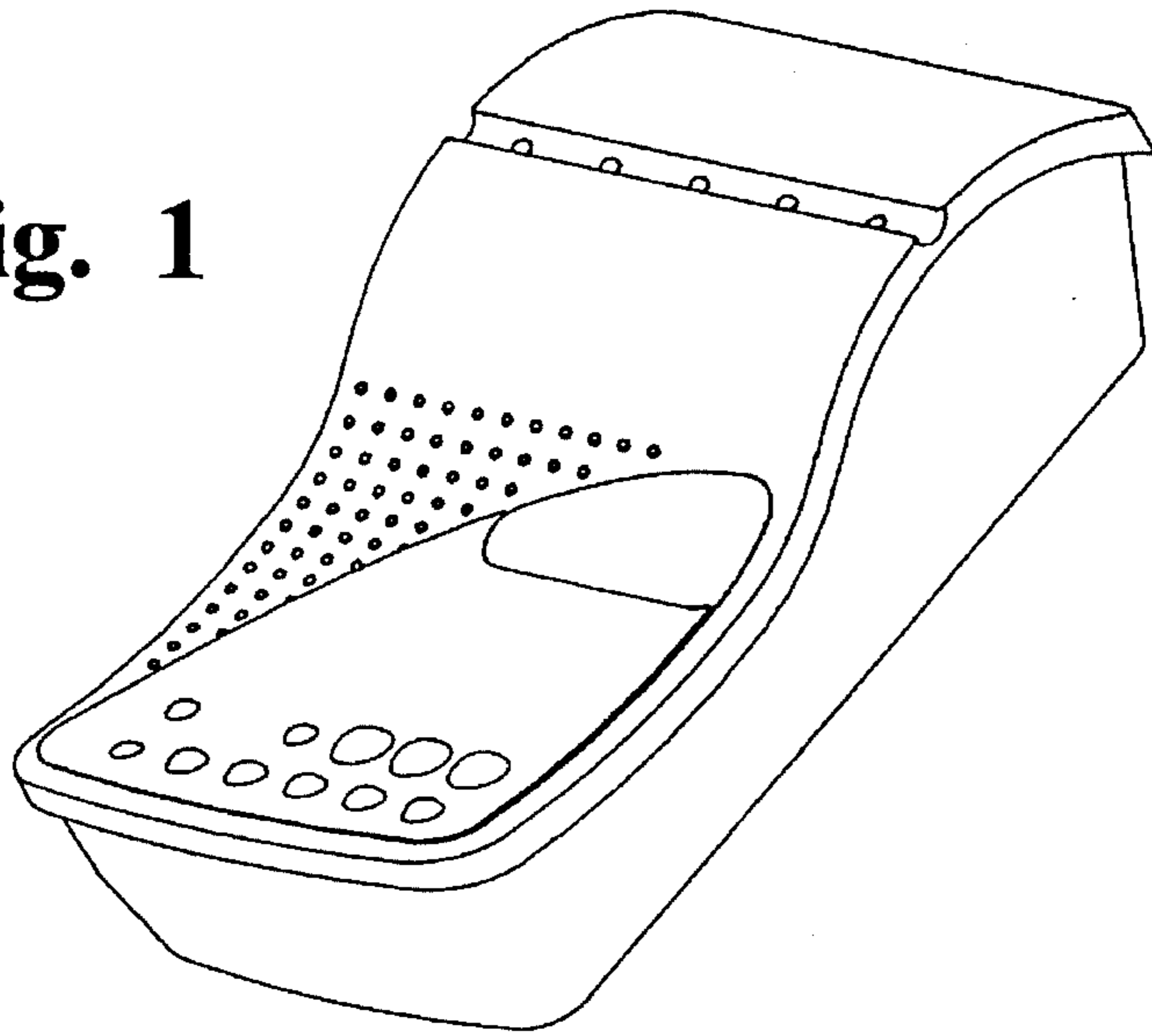


Fig. 2




Fig. 3

Fig. 4

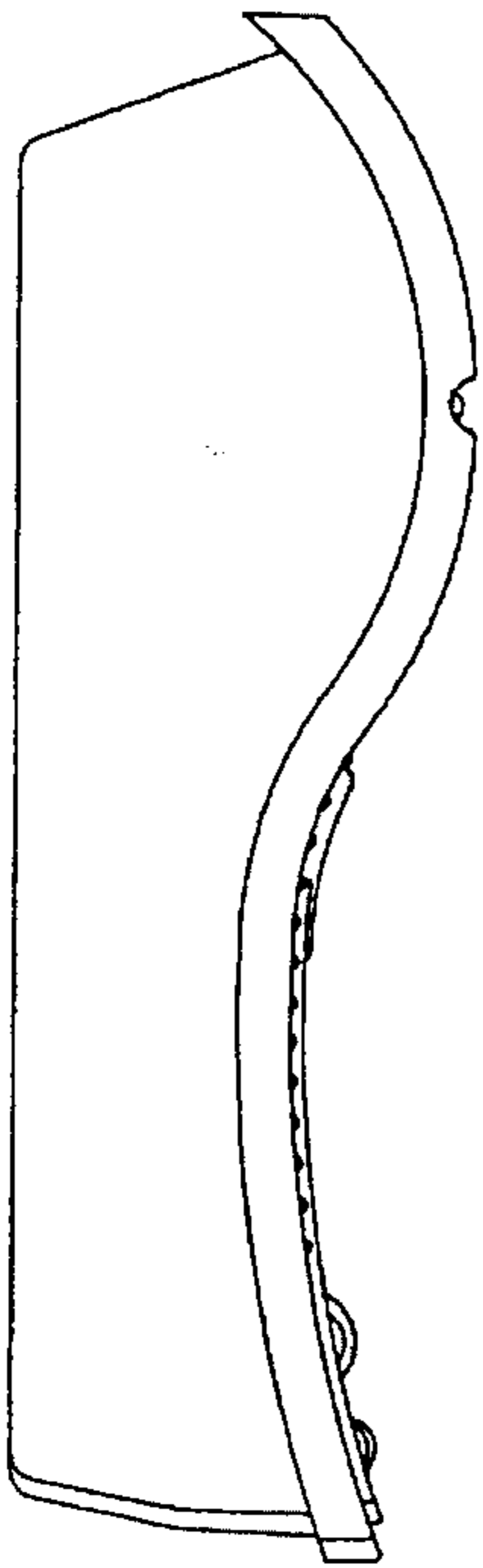
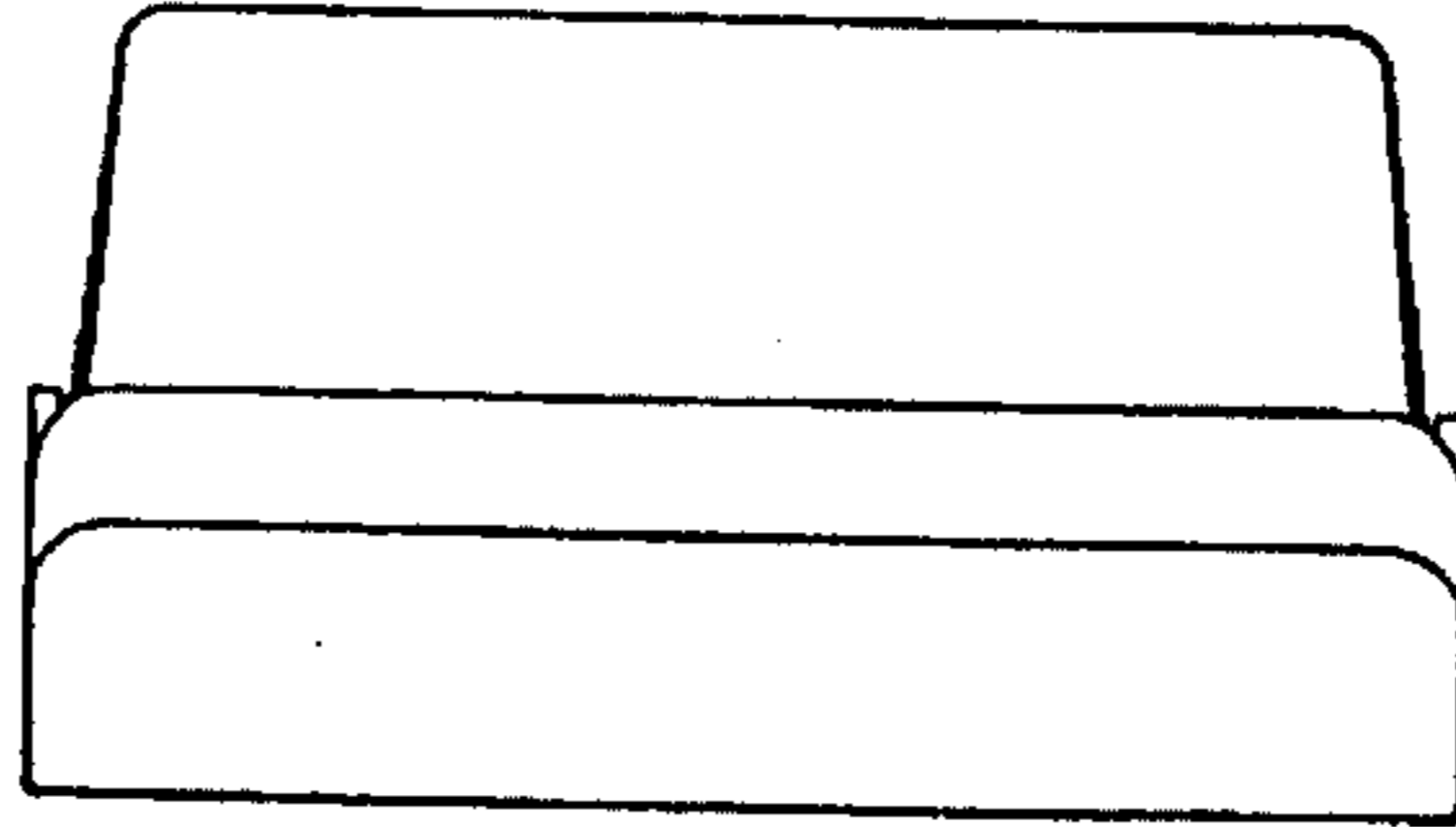


Fig. 5

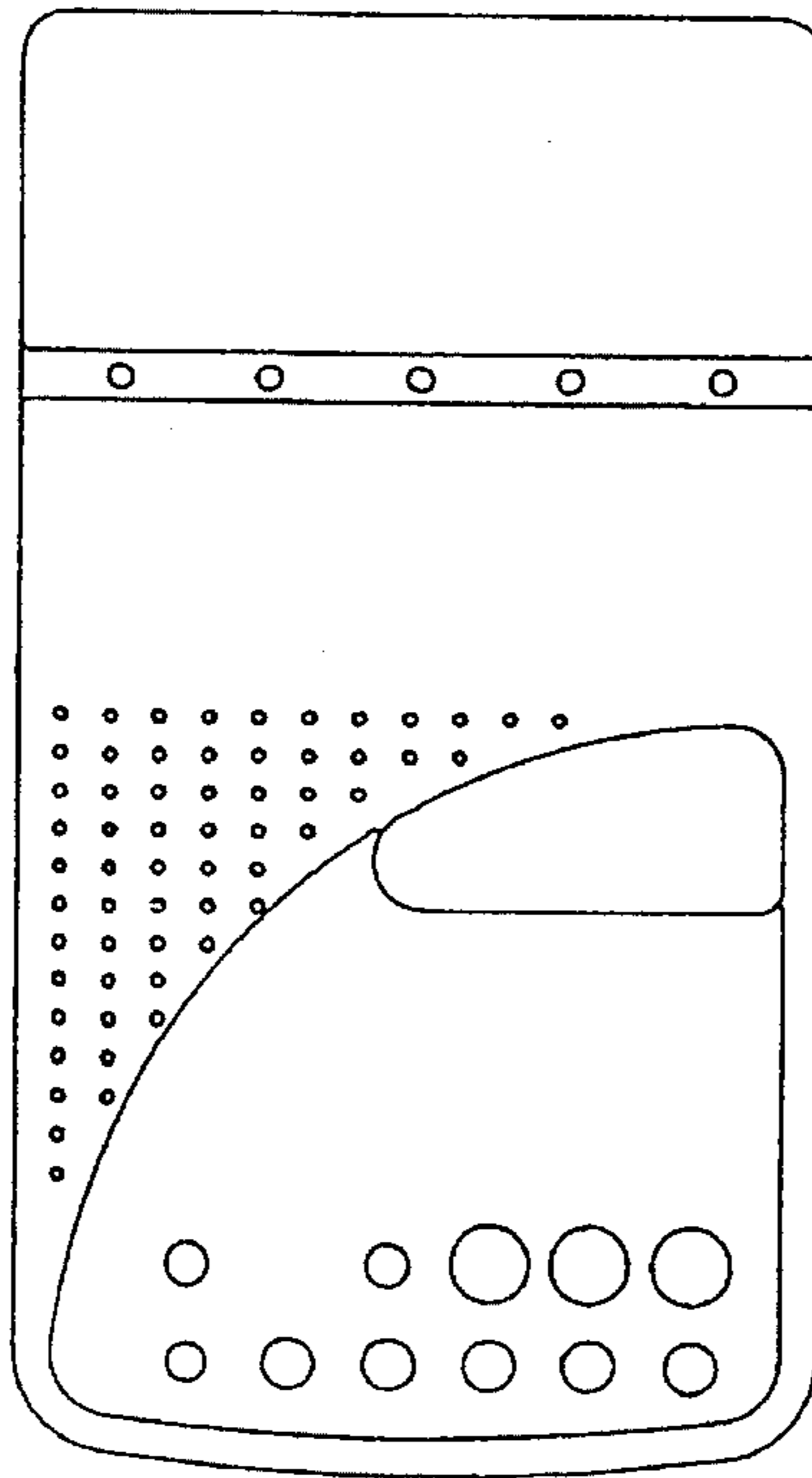


Fig. 6

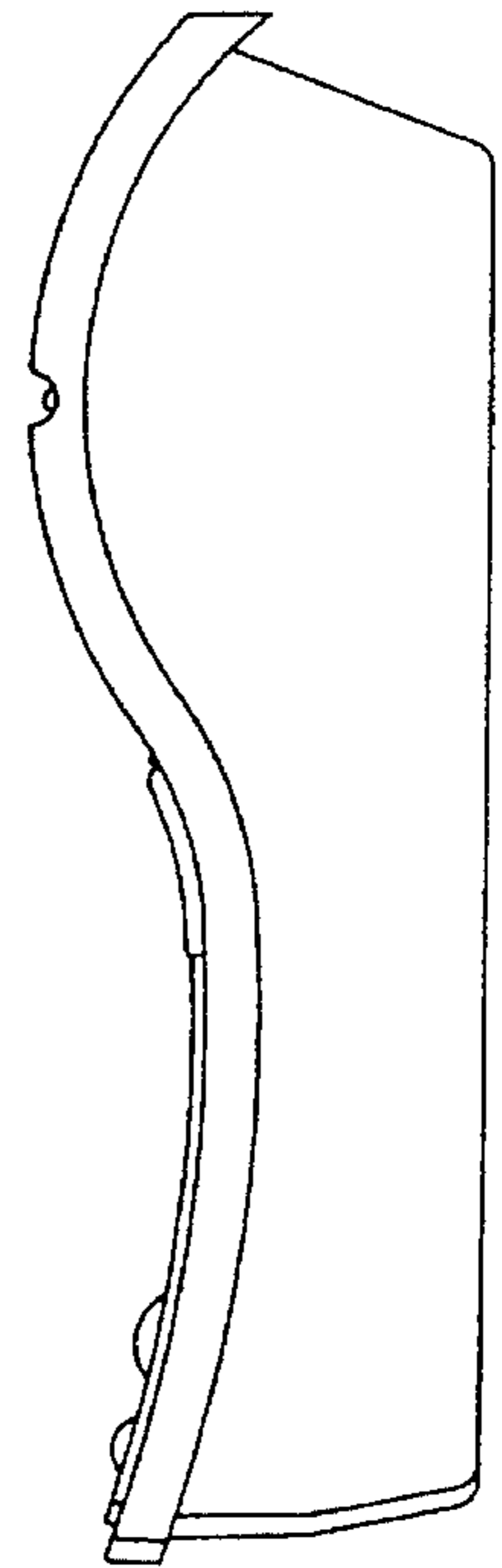


Fig. 7

Fig. 8

